



gwinnettcounty

Gwinnett County, Georgia
Financial Status Report

for the period ended

September 30, 2013 (unaudited)



75 Langley Drive • Lawrenceville, GA 30046-6935
(tel) 770.822.7820 • (fax) 770.822.7818

gwinnettcounty

M E M O R A N D U M

TO: Charlotte J. Nash, Chairman
District Commissioners
Glenn P. Stephens, County Administrator

FROM: Aaron J. Bovos
Deputy County Administrator

Maria B. Woods
Director of Financial Services

DATE: October 14, 2013

SUBJECT: Monthly Financial Report for the Period Ended September 30, 2013

This report, which includes unaudited information for the fiscal year through September 2013, is prepared by the Department of Financial Services as a summary of revenues and expenditures for all County operating funds. The primary purpose of this monthly report is to provide timely information regarding year-to-date financial performance.

This report includes:

Executive Summary	Page 2
Financial Summaries by Fund	Page 10
Non-departmental Budget Transfers Schedule	Page 47
Inter-fund Transfers – All Funds Schedule	Page 49
Budget Adjustments by Fund Schedule	Page 50
Upcoming Purchasing Solicitations Report	Page 63

Executive Summary

Notable events during September and early October included: 1) property tax collections and appeals processing, 2) preparations for the upcoming Special Purpose Local Option Sales Tax (SPLOST) vote, and 3) the continuation of the fiscal year 2014 budget preparation process. Highlights from these activities are discussed below.

Property Taxes and Appeals

The Tax Assessor's office mailed Annual Notices of Current Assessment to all properties in the County in April and May. During the 45 day appeal period, taxpayers filed approximately 11,415 commercial and residential property tax appeals, a 56 percent decrease from the number of appeals filed last year. As of October 8th, 78 percent of the appeals have been settled, with 2,515 appeals or approximately \$66.6 million of the tax digest value still under dispute.

Real and personal property tax payments were due October 3rd. As of October 10th, the property tax collection rate was 89.78 percent.

Special Purpose Local Option Sales Tax (SPLOST)

The work of the SPLOST Citizens Project Selection Committee (CPSC) for transportation is underway. The CPSC is made up of representatives of six major interest groups who were self-selected to serve on the committee. Their purpose is to review and prioritize prospective project categories for the proposed SPLOST program that will go before voters on November 5th.

The CPSC met on September 30th at the Gwinnett Justice and Administration Center to discuss potential SPLOST allocations for transportation projects. If the 2014 SPLOST program is approved in November, the committee will reconvene to discuss project priorities.

For more information about Gwinnett County's SPLOST programs, visit the [SPLOST](#) page on the County's Web site.

2014 Budget Preparation

All departments and elected officials submitted their fiscal year 2014 operating and capital budgets on or before July 22nd. In early September, departments and elected officials presented their business plans to the Chairman's Budget Review Team for consideration. The presentations have been recorded and are available for viewing on the [Budget Review Meetings](#) page on the County's Web site.

With input from the Budget Review Team, the Chairman will present a proposed fiscal year 2014 budget to the Board of Commissioners on November 19th. A public hearing is scheduled

for December 9th at 7:00 p.m. Adoption of the 2014 budget is expected to occur on January 7, 2014.

New Service Districts Established in 2013

As a result of a negotiated service delivery strategy (SDS) agreement reached between Gwinnett County and 15 cities in early 2012, four new service district funds were created on January 1, 2013 and added to this report:

- Development and Enforcement Services District Fund
- Fire and Emergency Medical Services District Fund
- Police Services District Fund
- Loganville Emergency Services Medical Services District Fund

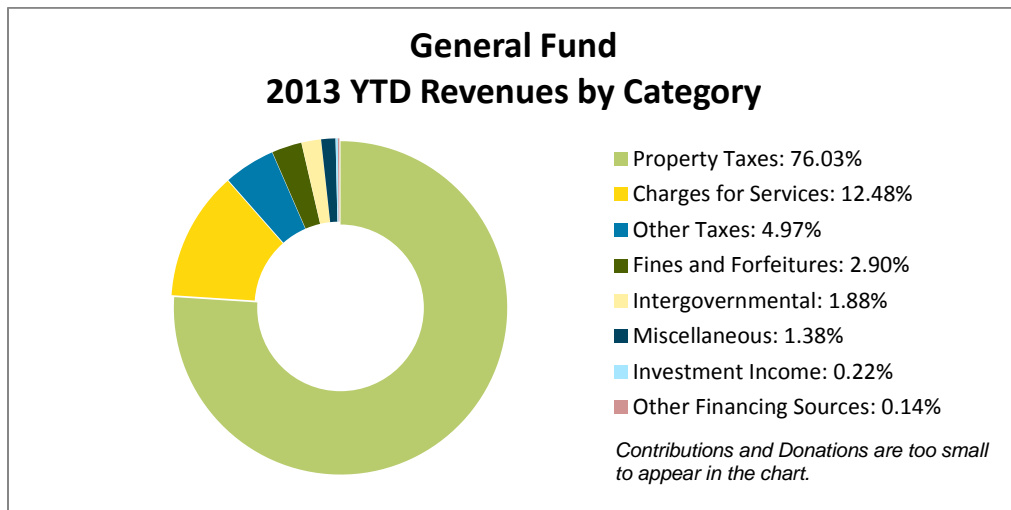
For more information on the new service districts, visit the [Gwinnett County Service Districts Explained](#) page on Gwinnett County's Web site.

Report Format

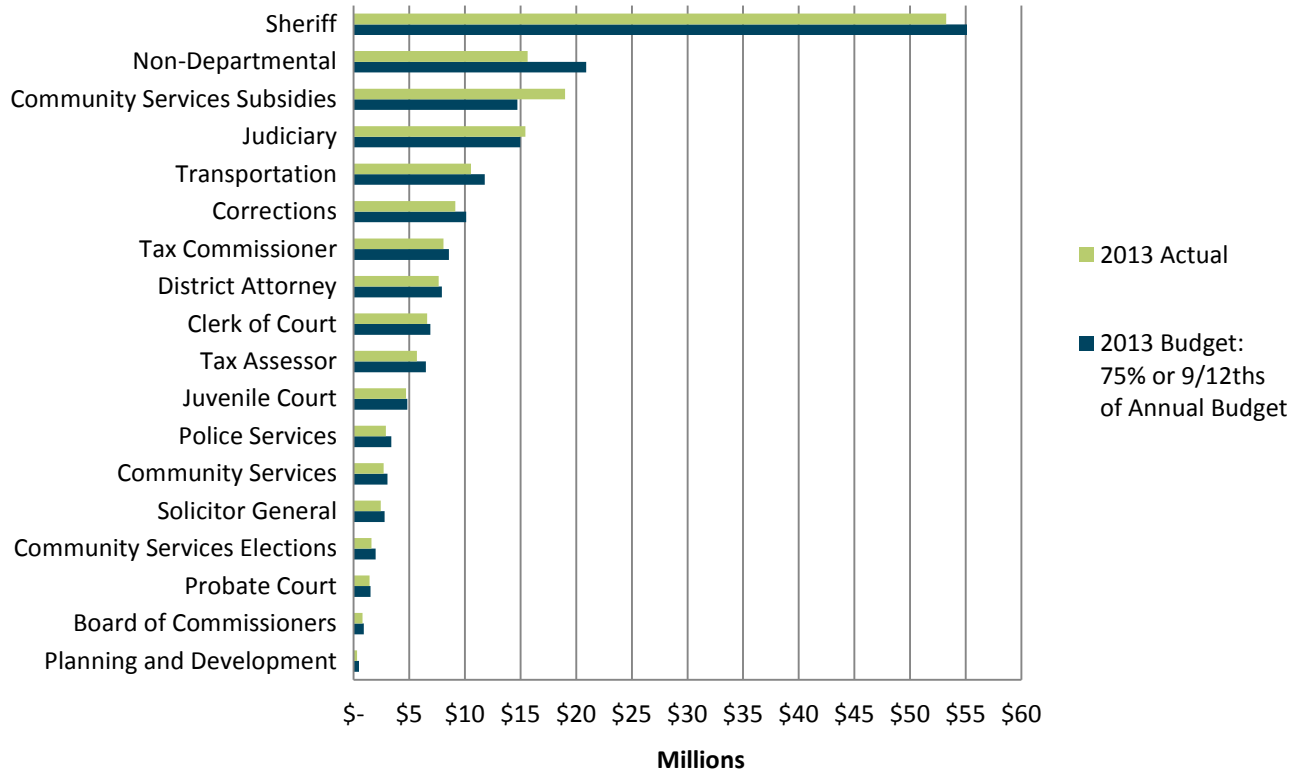
In fiscal year 2013, the County changed the layout of the fund statements within this report to include prior year actual results for most funds. Funds that are new or that have changed significantly in 2013 do not include prior year data. To view prior years' monthly reports, refer to the County's [Your Money](#) Web page.

General Fund (page 10)

The General Fund accounts for all County revenues and expenditures that are not restricted to, or accounted for, in other funds. The County's General Fund supports services that benefit stakeholders, business, and residents countywide, such as sheriff, jail, courts, correctional facility, tax commissioner, health and human services, transportation, and elections.



General Fund Budget vs. Actual by Department September 2013 YTD Expenditures



Non-departmental actual and budgeted expenditures in the graph above exclude a one-time transfer of \$51 million to the newly created service district funds to establish a 3-month operating reserve in accordance with the SDS agreement. This expenditure is shown on page 11 of this report.

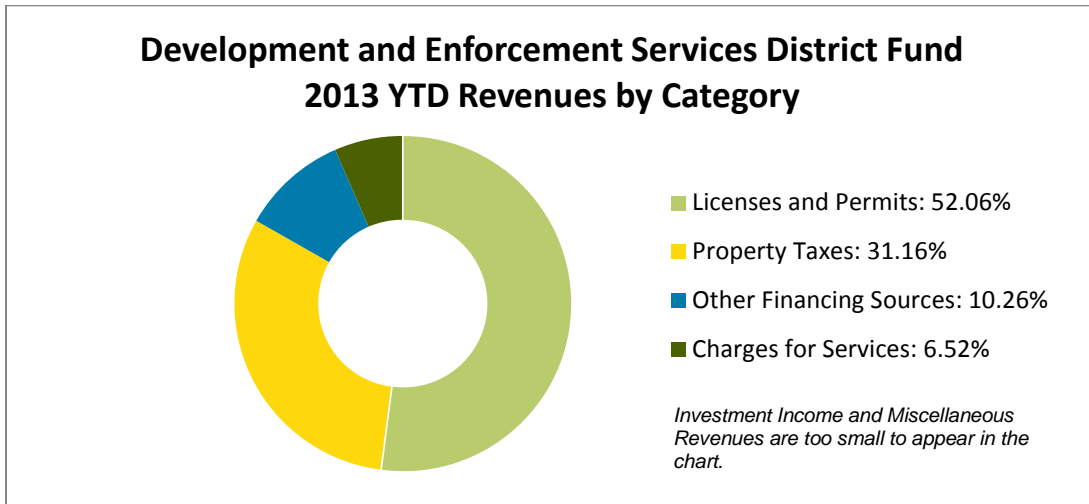
Non-departmental expenditures will generally lag when compared to budget because reserves and contingencies will always reflect zero dollars expended. Amounts are budgeted as non-departmental and then reallocated to the appropriate department as necessary.

As expected, Community Services Subsidies are over budget based on the percentage of the fiscal year that has lapsed. The variance between budget and actual expenditures is normal due to the timing of when subsidy payments and payments to other governments are made. Subsidy payments are generally paid quarterly. The County has made all four quarterly payments to most community services subsidy recipients as of the date of this report.

Judiciary expenditures are slightly over budget through the end of September. Budget is transferred from non-departmental reserves at the beginning of each quarter to cover the costs for indigent defense, court interpreter, and court reporters. The result is a higher percentage of actual expenditures compared to budget.

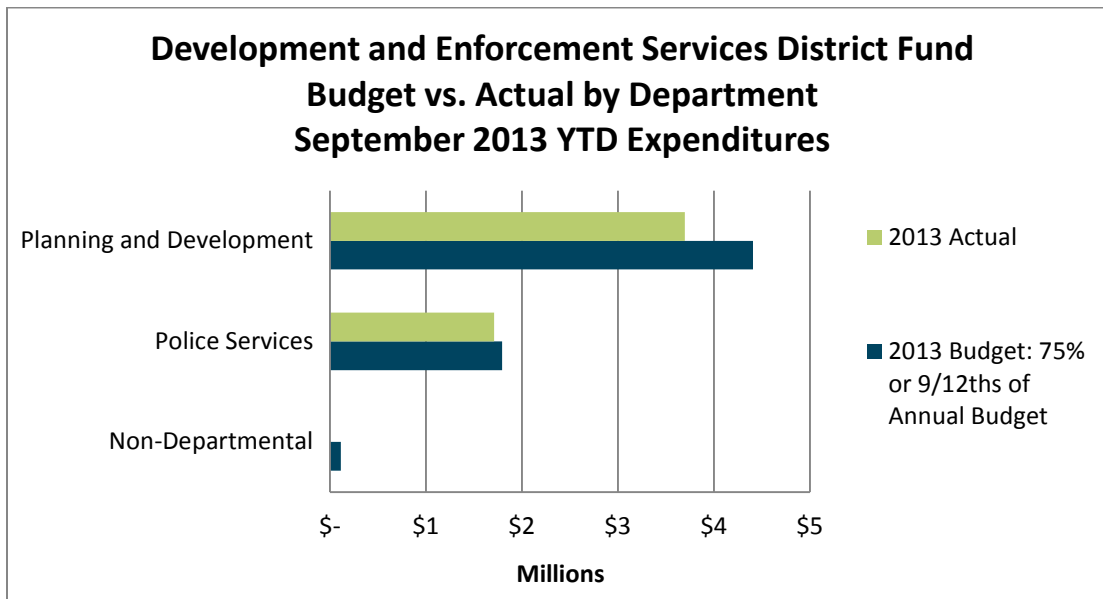
Development and Enforcement Services District Fund (page 13)

The Development and Enforcement Services District Fund is used to account for the revenues and expenditures attributable to the Development and Enforcement Services District. This district includes all properties within unincorporated Gwinnett County. The County is responsible for providing short-term planning and code enforcement services within this district.



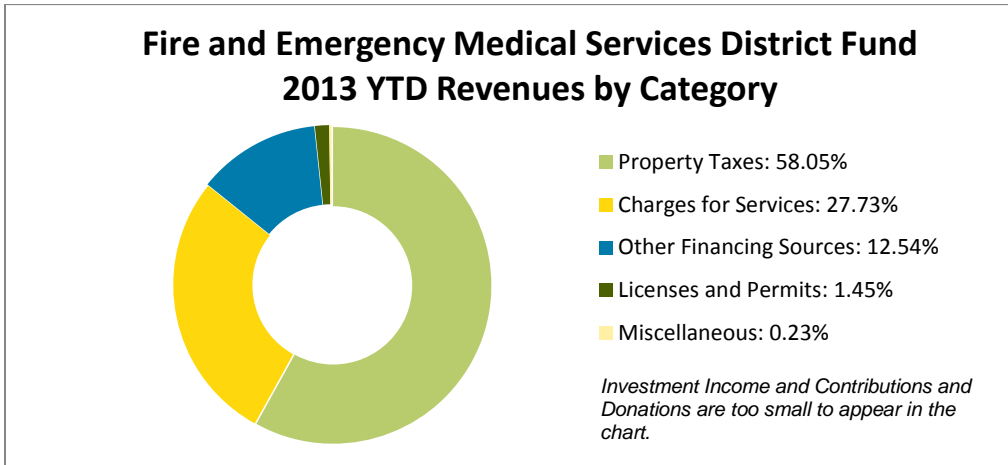
To more accurately reflect the operating activity within this fund, the chart above excludes a one-time transfer in the amount of \$2,859,512 to establish a 3-month reserve.

Although current year-to-date revenues collected are primarily from licenses and permits, as shown in the chart above, the main revenue source will shift to property taxes in October. Property taxes represent approximately 56 percent of the fund's current annual budget, excluding the one-time transfer to establish a 3-month reserve.



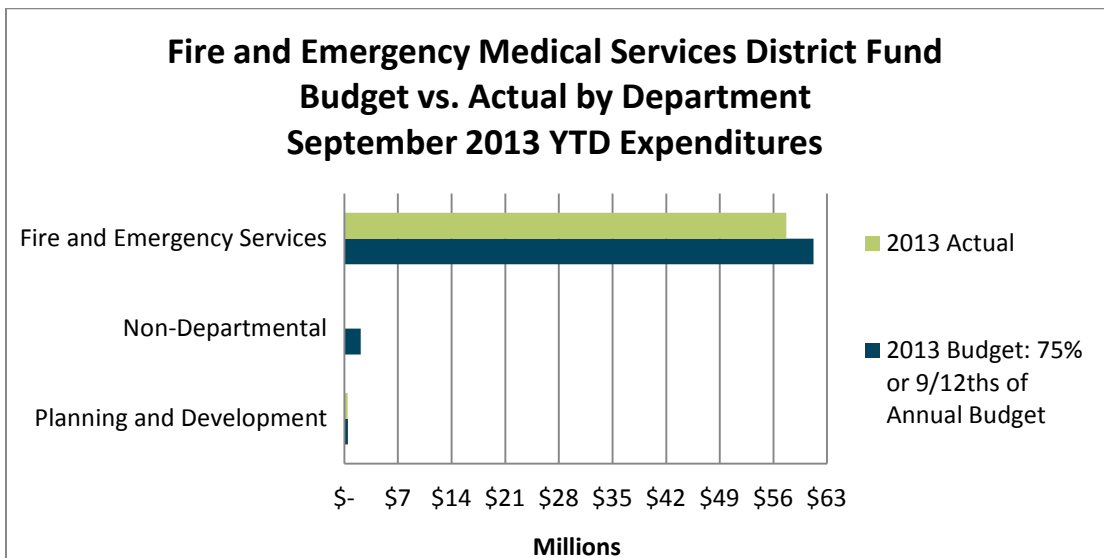
Fire and Emergency Medical Services District Fund (page 14)

The Fire and Emergency Medical Services District Fund is used to account for the revenues and expenditures attributable to the Fire and Emergency Medical Services District. This district includes all properties within unincorporated Gwinnett County and all cities except Loganville. Gwinnett County is responsible for providing fire and emergency medical protection within this district. The City of Loganville operates its own fire department, but residents and businesses continue to receive County-provided emergency medical services.



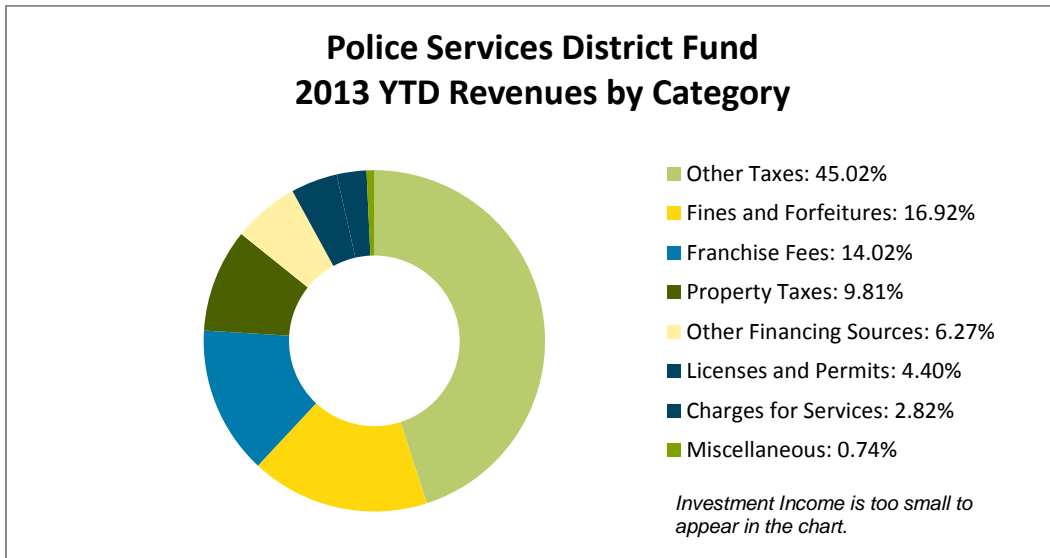
To more accurately reflect the operating activity within this fund, the chart above excludes a one-time transfer in the amount of \$20,769,889 to establish a 3-month reserve.

As expected this time of year, the Fire and Emergency Medical Services District Fund temporarily reflects negative equity. Equity will become positive in October when property taxes are collected. Property taxes represent approximately 75 percent of the fund's current annual budget, excluding the one-time transfer to establish a 3-month reserve.



Police Services District Fund (page 16)

The Police Services District Fund accounts for the revenues and expenditures attributable to the Police Services District. This district includes all properties within unincorporated Gwinnett County and cities that do not operate their own police departments (Berkeley Lake, Buford, Grayson, Dacula, Peachtree Corners, Rest Haven, and Sugar Hill). Gwinnett County is responsible for providing police protection within this district.

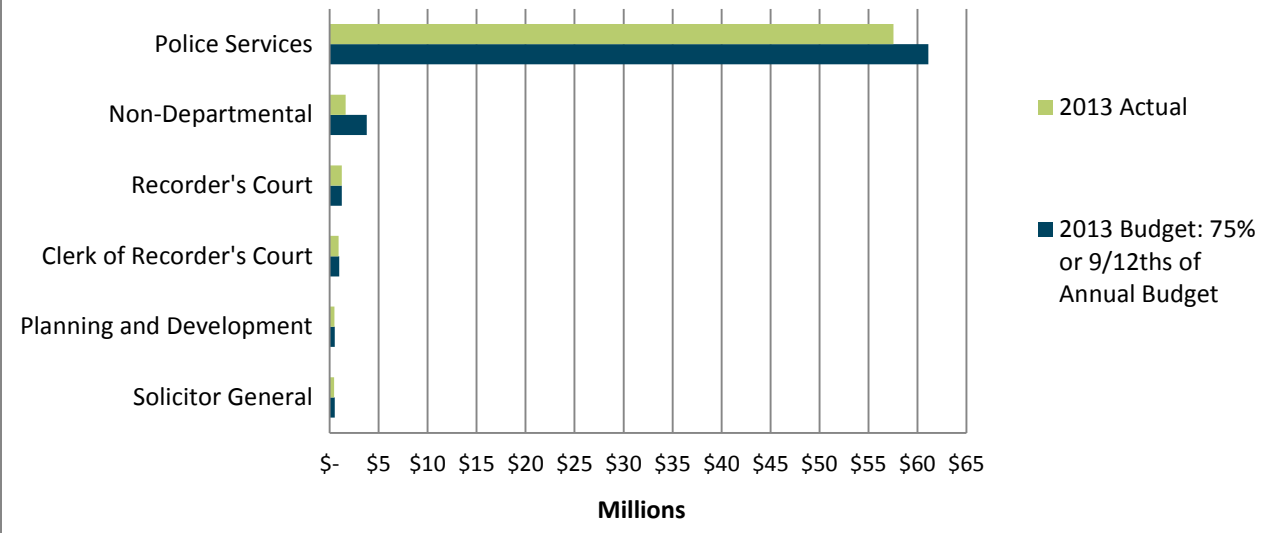


To more accurately reflect the operating activity within this fund, the chart above excludes a one-time transfer in the amount of \$27,500,000 to establish a 3-month reserve.

Although current year-to-date revenues collected are primarily from other taxes, fines and forfeitures, and franchise fees, as shown in the chart above, the main revenue sources will shift to property taxes and insurance premium taxes in October. Property taxes and insurance premium taxes represent approximately 59 percent of the fund's current annual budget, excluding the one-time transfer to establish a 3-month reserve.

The other taxes category includes occupation taxes and excise taxes on beer, wine, distilled spirits, and mixed drinks.

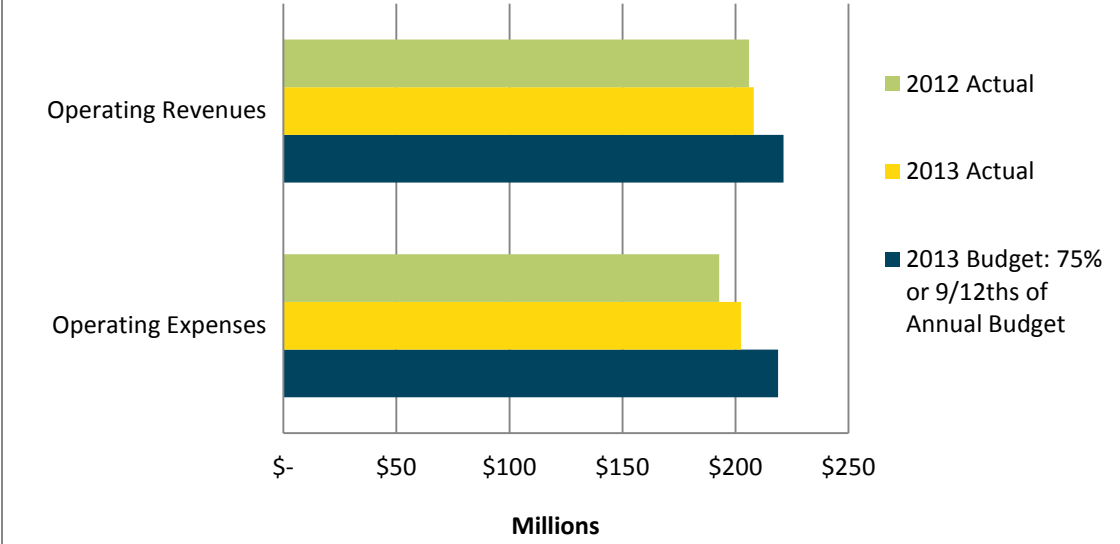
**Police Services District Fund
Budget vs. Actual by Department
September 2013 YTD Expenditures**



Water and Sewer Operating Fund (page 40)

The Water and Sewer Operating Fund supports the operation, maintenance, and capital improvement of the water and sewer system.

**Water and Sewer Operating Fund
Budget vs. Actual
September 2013-2012 YTD Revenues and Expenses**



Total year-to-date Water and Sewer Operating Fund revenues are up approximately \$2.1 million when compared to the same time last year. The year-over-year increase is primarily attributable to increases in system development charge revenues. These increases are partially offset by decreases in charges for services and miscellaneous revenues. System development charge revenues, which represent fees paid by developers to receive access to the water and sewerage system, continue to be reported at higher levels than 2012 as construction activity increases in the County. Despite the rate increases that went into effect on January 1, 2013, charges for services revenues are down approximately 0.60 percent from 2012. This is primarily due to a decrease in water consumption of 8.06 percent resulting from the unusually high rainfall levels this year. Miscellaneous revenues are lower this year over last year due to a one-time sales tax refund received in 2012.

Total operating revenues are currently 5.95 percent under budget for the percentage of the fiscal year that has lapsed. The Department of Water Resources has projected revenues will be approximately 2 percent, or \$8 million, under budget at year end.

Year-to-date Water and Sewer operating expenses are up nearly \$9.6 million when compared to 2012. The year-over-year increase is mainly due to increases in the transfers to the renewal and extension fund and debt service expenses. These increases are partially offset by decreases in the OPEB contribution, personal services, capacity and use, and bad debt expense.

Total operating expenses are 7.50 percent under budget for the percentage of the fiscal year that has lapsed, and they are expected to remain under budget for the remainder of the year, particularly in the following areas:

- Utilities (\$3.5 million under budget) and chemicals (\$1.7 million under budget) are lower than expected due to the decrease in water consumption resulting from unusually high rainfall levels.
- Industrial repair and maintenance is \$3.7 million under budget.
- Professional services are \$3.3 million under budget.
- Personal services are \$2.9 million under budget due to job vacancies.

In summary, despite the revenue shortfalls, operational under-expenditures are expected to provide the fund with a contribution to net position at year end.

Other Funds

As expected this time of year, the Stormwater Fund (page 39) temporarily reflects negative equity. Equity will become positive in October when fees (recorded as charges for services) are collected with property taxes. Charges for services represent nearly 99.9 percent of the Stormwater Fund's current annual budget.

All required debt service payments have been made in both the 2003 General Obligation Bond Debt Service Fund (page 12) and the Stadium Fund (page 33) for fiscal year 2013. As a result, there is very little remaining budget in these funds, however we expect very few expenditures for the remainder of the year.

YTD financial report 2013 gwinnettcountry

GENERAL FUND (001)

The General Fund is the primary tax and operating fund for all County revenues and expenditures that are not accounted for in other funds.

	FY 2013			
	2013 Adopted Budget	Current Annual Budget as of 9/30/2013	Actuals YTD as of 9/30/2013	% Actual to Current Budget
Fund Balance January 1	\$ 174,536,687	\$ 174,536,687	\$ 174,536,687	
Revenues:				
Taxes	\$ 204,749,308	\$ 204,679,833	\$ 97,252,470	47.51%
Intergovernmental	3,097,585	3,197,725	2,259,286	70.65%
Charges for Services	26,651,171	26,799,971	14,979,730	55.89%
Fines and Forfeitures	5,247,479	5,247,479	3,483,761	66.39%
Investment Income	319,511	319,511	261,170	81.74%
Contributions and Donations	30,000	34,597	30,457	88.03%
Miscellaneous	1,490,450	1,919,786	1,658,624	86.40%
Other Financing Sources	199,539	199,539	172,467	86.43%
Total Revenues without Use of Fund Balance	241,785,043	242,398,441	120,097,965	49.55%
Use of Fund Balance	42,636,693	43,822,693	-	0.00%
TOTAL REVENUES	\$ 284,421,736	\$ 286,221,134	\$ 120,097,965	41.96%
Appropriations:				
Board of Commissioners	\$ 1,193,826	\$ 1,193,826	\$ 803,906	67.34%
Tax Assessor	8,605,360	8,641,459	5,686,899	65.81%
Tax Commissioner	11,070,281	11,403,613	8,083,636	70.89%
Transportation	15,783,712	15,696,478	10,551,871	67.22%
Planning and Development	639,345	626,411	291,487	46.53%
Police Services	4,413,101	4,507,180	2,889,905	64.12%
Corrections	13,329,003	13,469,180	9,144,866	67.89%
Community Services	4,089,393	4,055,428	2,692,527	66.39%
Community Services Subsidies:				
Atlanta Regional Commission	816,100	825,100	825,100	100.00%
Board of Health	1,489,896	1,489,896	1,489,896	100.00%
Coalition for Health and Human Services	55,074	55,074	55,074	100.00%
Department of Family and Children's Services	371,768	371,768	371,768	100.00%
Forestry	9,549	9,549	9,549	100.00%
Indigent Medical	225,000	225,000	225,000	100.00%
Library In-House Services	735,199	765,199	515,604	67.38%
Library Subsidy	15,118,068	15,118,068	14,743,068	97.52%
Mental Health	768,297	768,297	768,297	100.00%
Total Community Services Subsidies	19,588,951	19,627,951	19,003,356	96.82%
Community Services - Elections	2,626,137	2,626,137	1,608,912	61.27%
Juvenile Court	5,933,166	6,413,567	4,712,099	73.47%
Sheriff	71,209,915	72,194,115	52,303,751	72.45%
Immigration Customs Enforcement	1,310,531	1,310,531	936,388	71.45%
Clerk of Court	9,205,726	9,205,726	6,591,535	71.60%
Judiciary	15,614,527	19,976,027	15,422,178	77.20%
Probate Court	1,930,924	2,025,108	1,415,933	69.92%
District Attorney	10,480,189	10,557,275	7,626,511	72.24%
Solicitor General	3,608,983	3,715,342	2,436,170	65.57%

YTD financial report 2013 gwinnettcountry

GENERAL FUND (001) continued

	FY 2013			
	2013 Adopted Budget	Current Annual Budget as of 9/30/2013	Actuals YTD as of 9/30/2013	% Actual to Current Budget
Non-Departmental:				
Compensation Reserve	579,265	429,265	-	0.00%
Contingency	1,510,027	937,844	-	0.00%
Contribution to Capital	2,246,329	2,246,329	1,684,747	75.00%
Contribution to Transit	2,765,574	2,765,574	2,074,181	75.00%
Grant Match	200,000	200,000	-	0.00%
Gwinnett Hospital Authority	1,000,000	1,000,000	1,000,000	100.00%
Inmate Housing Reserve	100,000	100,000	-	0.00%
Prisoner Medical Reserve	2,000,000	942,800	-	0.00%
Judicial Reserve	200,000	200,000	-	0.00%
Medical Examiner	1,191,293	1,192,153	895,822	75.14%
Other Miscellaneous	391,774	391,774	137,660	35.14%
Other Post-Employment Benefit Reserve	-	14,619	-	0.00%
Pauper Burial	90,000	170,000	124,450	73.21%
Partnership Gwinnett	500,000	500,000	-	0.00%
Fuel/Parts Reserve	100,000	100,000	-	0.00%
Indigent Defense Reserve	6,000,000	2,861,300	-	0.00%
Court Reporters Reserve	2,000,000	531,700	-	0.00%
Court Interpreters Reserve	565,000	226,700	-	0.00%
Pension Reserve	-	28,219	-	0.00%
Other Governmental Agencies	250,000	407,902	138,644	33.99%
Motor Vehicle Contributions	8,518,018	8,135,950	5,844,528	71.84%
Intangible Recording Contribution	-	2,012,265	1,315,819	65.39%
Contribution to Service District Funds	51,129,401	51,129,401	51,129,401	100.00%
800 MHZ Maintenance	2,451,985	2,451,985	2,410,297	98.30%
Total Non-Departmental	83,788,666	78,975,780	66,755,549	84.53%
TOTAL APPROPRIATIONS	\$ 284,421,736	\$ 286,221,134	\$ 218,957,479	76.50%
Projected Fund Balance December 31	\$ 131,899,994	\$ 130,713,994		
Fund Balance as of Report Date			\$ 75,677,173	

YTD financial report 2013 gwinnettcountry

2003 GENERAL OBLIGATION BOND DEBT SERVICE FUND (951)

The 2003 General Obligation Bond Debt Service Fund accounts for the accumulation of resources for, and the payment of, general long-term debt principal and interest related to the 2003 detention center construction bonds. Principal and interest are paid in January and interest only is paid again in July.

	FY 2013				FY 2012	
	2013 Adopted Budget	Current Annual Budget as of 9/30/2013	Actuals YTD as of 9/30/2013	% Actual to Current Budget	Actuals YTD as of 9/30/2012	% Actual to 9/30/2012 Budget
Fund Balance January 1	\$ 28,892,896	\$ 28,892,896	\$ 28,892,896			
Revenues:						
Taxes	\$ 5,683,063	\$ 5,718,349	\$ 2,399,113	41.95%	\$ 1,285,446	23.62%
Intergovernmental	18,817	18,817	17,827	94.74%	11,753	62.46%
Investment Income	21,244	21,244	14	0.07%	24,466	98.71%
Other Financing Sources	35,286	-	-	-	-	0.00%
Total Revenues without Use of Fund Balance	5,758,410	5,758,410	2,416,954	41.97%	1,321,665	4.32%
Use of Fund Balance	19,814,419	19,814,419	-	0.00%	-	-
TOTAL REVENUES	\$ 25,572,829	\$ 25,572,829	\$ 2,416,954	9.45%	\$ 1,321,665	4.32%
Appropriations:						
Debt Service	\$ 25,572,829	\$ 25,572,829	\$ 24,869,493	97.25%	\$ 5,240,119	94.82%
TOTAL APPROPRIATIONS	\$ 25,572,829	\$ 25,572,829	\$ 24,869,493	97.25%	\$ 5,240,119	94.82%
Projected Fund Balance December 31	\$ 9,078,477	\$ 9,078,477				
Fund Balance as of Report Date			\$ 6,440,357			

YTD financial report 2013 gwinnettcountry

DEVELOPMENT AND ENFORCEMENT SERVICES DISTRICT FUND (104)

The Development and Enforcement Services District Fund is used to account for the revenues and expenditures attributable to the Development and Enforcement Services District. Gwinnett County is responsible for providing short-term planning and code enforcement services within this district. This District includes all properties within unincorporated Gwinnett County.

	FY 2013			
	2013 Adopted Budget	Current Annual Budget as of 9/30/2013	Actuals YTD as of 9/30/2013	% Actual to Current Budget
Fund Balance January 1	\$ -	\$ -	\$ -	
Revenues:				
Taxes	\$ 5,487,822	\$ 5,487,822	\$ 1,601,066	29.17%
Licenses and Permits	2,381,824	3,114,948	2,675,450	85.89%
Charges for Services	336,730	336,961	334,913	99.39%
Investment Income	3,000	3,000	1,806	60.20%
Miscellaneous	-	3,170	3,260	102.84%
Other Financing Sources	677,996	818,387	527,152	64.41%
Operating Transfer In - 3 Month Reserve	2,859,512	2,859,512	2,859,512	100.00%
TOTAL REVENUES	\$ 11,746,884	\$ 12,623,800	\$ 8,003,159	63.40%
Appropriations:				
Planning and Development	\$ 5,964,351	\$ 5,875,264	\$ 3,694,112	62.88%
Police Services	2,342,920	2,389,456	1,709,090	71.53%
Non-Departmental	125,000	149,254	-	0.00%
Total Appropriations without Contribution to Fund Balance	8,432,271	8,413,974	5,403,202	64.22%
Contribution to Fund Balance	3,314,613	4,209,826	-	0.00%
TOTAL APPROPRIATIONS	\$ 11,746,884	\$ 12,623,800	\$ 5,403,202	42.80%
Projected Fund Balance December 31	\$ 3,314,613	\$ 4,209,826		
Fund Balance as of Report Date			\$ 2,599,957	

YTD financial report 2013 gwinnettcounty

FIRE AND EMERGENCY MEDICAL SERVICES DISTRICT FUND (102)

The Fire and Emergency Medical Services District Fund is used to account for the revenues and expenditures attributable to the Fire and Emergency Medical Service District. This district includes all properties within unincorporated Gwinnett County and all cities except Loganville. Gwinnett County is responsible for providing fire and emergency medical protection within this district. The City of Loganville operates its own fire department, but residents and businesses will continue to receive county-provided emergency medical services.

	FY 2013			
	2013 Adopted Budget	Current Annual Budget as of 9/30/2013	Actuals YTD as of 9/30/2013	% Actual to Current Budget
Fund Balance January 1	\$ -	\$ -	\$ -	
Revenues:				
Taxes	\$ 65,285,292	\$ 65,285,292	\$ 20,974,253	32.13%
Licenses and Permits	778,373	778,373	521,599	67.01%
Charges for Services	13,850,660	13,850,660	10,017,929	72.33%
Investment Income	33,750	33,750	7,088	21.00%
Contributions and Donations	-	-	745	-
Miscellaneous	35,400	87,157	84,287	96.71%
Other Financing Sources	5,406,582	6,654,495	4,530,783	68.09%
Operating Transfer In - 3 Month Reserve	20,769,889	20,769,889	20,769,889	100.00%
TOTAL REVENUES	\$ 106,159,946	\$ 107,459,616	\$ 56,906,573	52.96%
Appropriations:				
Planning and Development	\$ 597,429	\$ 597,429	\$ 430,365	72.04%
Fire and Emergency Services	81,767,134	81,655,022	57,681,947	70.64%
Non-Departmental	2,715,000	2,846,876	-	0.00%
Total Appropriations without Contribution to Fund Balance	85,079,563	85,099,327	58,112,312	68.29%
Contribution to Fund Balance	21,080,383	22,360,289	-	0.00%
TOTAL APPROPRIATIONS	\$ 106,159,946	\$ 107,459,616	\$ 58,112,312	54.08%
Projected Fund Balance December 31	\$ 21,080,383	\$ 22,360,289		
Fund Deficit as of Report Date			\$ (1,205,739)	

YTD financial report 2013 gwinnettcountry

LOGANVILLE EMERGENCY MEDICAL SERVICES DISTRICT FUND (103)

The Loganville Emergency Medical Services District Fund is used to account for the revenues and expenditures attributable to the Loganville Emergency Medical Service District. This district includes all properties within the portion of incorporated Loganville that lie within Gwinnett County. The County is responsible for providing emergency medical services within this district. Expenditures are recorded in the fall based upon the certified property tax digest as outlined in the intergovernmental agreement with the City of Loganville.

	FY 2013			
	2013 Adopted Budget	Current Annual Budget as of 9/30/2013	Actuals YTD as of 9/30/2013	% Actual to Current Budget
Fund Balance January 1	\$ 820,000	\$ 820,000	\$ 820,000	
Revenue:				
Investment Income	\$ 1,200	\$ 1,200	\$ 1,649	137.42%
Total Revenues without Use of Fund Balance	1,200	1,200	1,649	137.42%
Use of Fund Balance	15,600	15,600	-	0.00%
TOTAL REVENUES	\$ 16,800	\$ 16,800	\$ 1,649	9.82%
Appropriations:				
Loganville Emergency Medical Services	\$ 16,800	\$ 16,800	\$ 10,338	61.54%
TOTAL APPROPRIATIONS	\$ 16,800	\$ 16,800	\$ 10,338	61.54%
Projected Fund Balance December 31	\$ 804,400	\$ 804,400		
Fund Balance as of Report Date			\$ 811,311	

YTD financial report 2013 gwinnettcountry

POLICE SERVICES DISTRICT FUND (106)

The Police Services District Fund is used to account for the revenues and expenditures attributable to the Police Services District. This district includes all properties within unincorporated Gwinnett County and cities that do not operate their own police departments (Berkeley Lake, Buford, Grayson, Dacula, Peachtree Corners, Rest Haven, and Sugar Hill). Gwinnett County is responsible for providing police protection within this district.

	FY 2013			
	2013 Adopted Budget	Current Annual Budget as of 9/30/2013	Actuals YTD as of 9/30/2013	% Actual to Current Budget
Fund Balance January 1	\$ -	\$ -	\$ -	
Revenues:				
Taxes	\$ 46,847,668	\$ 46,814,098	\$ 28,478,344	60.83%
Insurance Premium Taxes	27,984,859	27,984,859	-	0.00%
Licenses and Permits	4,306,401	4,306,401	1,491,431	34.63%
Charges for Services	921,463	928,852	966,883	104.09%
Fines and Forfeitures	9,134,646	9,134,646	5,670,203	62.07%
Investment Income	33,750	33,750	17,070	50.58%
Miscellaneous	248,045	342,732	249,678	72.85%
Other Financing Sources	2,051,372	2,675,330	2,102,412	78.59%
Operating Transfer In - 3 Month Reserve	27,500,000	27,500,000	27,500,000	100.00%
TOTAL REVENUES	<u>\$ 119,028,204</u>	<u>\$ 119,720,668</u>	<u>\$ 66,476,021</u>	55.53%
Appropriations:				
Planning and Development	\$ 697,900	\$ 681,351	\$ 468,493	68.76%
Police Services	81,749,463	81,479,117	57,549,080	70.63%
Recorder's Court	1,591,586	1,652,636	1,242,484	75.18%
Solicitor General	672,812	672,812	450,302	66.93%
Clerk of Recorder's Court	1,298,873	1,298,873	916,878	70.59%
Non-Departmental	5,010,636	5,053,540	1,620,636	32.07%
Total Appropriations without Contribution to Fund Balance	91,021,270	90,838,329	62,247,873	68.53%
Contribution to Fund Balance	28,006,934	28,882,339	-	0.00%
TOTAL APPROPRIATIONS	<u>\$ 119,028,204</u>	<u>\$ 119,720,668</u>	<u>\$ 62,247,873</u>	51.99%
Projected Fund Balance December 31	<u>\$ 28,006,934</u>	<u>\$ 28,882,339</u>		
Fund Balance as of Report Date			<u>\$ 4,228,148</u>	

YTD financial report 2013 gwinnettcountry

RECREATION FUND (105)

The Recreation Fund is used to account for the operations and maintenance of County parks and recreational facilities. Financing is provided by a specific property tax levy and miscellaneous revenues including admissions, concessions, and sport activity fees.

	FY 2013				FY 2012	
	2013 Adopted Budget	Current Annual Budget as of 9/30/2013	Actuals YTD as of 9/30/2013	% Actual to Current Budget	Actuals YTD as of 9/30/2012	% Actual to 9/30/2012 Budget
Fund Balance January 1	\$ 14,399,068	\$ 14,399,068	\$ 14,399,068			
Revenues:						
Taxes	\$ 23,356,746	\$ 23,703,528	\$ 9,156,815	38.63%	\$ 4,941,703	21.59%
Intergovernmental	52,810	52,810	74,268	140.63%	48,962	92.71%
Charges for Services	3,935,559	3,772,050	2,943,667	78.04%	3,153,368	77.58%
Investment Income	11,250	11,250	7,625	67.78%	8,658	136.78%
Contributions and Donations	4,550	4,550	-	0.00%	300	6.59%
Miscellaneous	1,849,471	1,871,034	1,656,950	88.56%	1,435,911	84.51%
Other Financing Sources	346,782	-	2,261	-	-	-
Total Revenues without Use of Fund Balance	29,557,168	29,415,222	13,841,586	47.06%	9,588,902	33.39%
Use of Fund Balance	-	299,654	-	0.00%	-	-
TOTAL REVENUES	\$ 29,557,168	\$ 29,714,876	\$ 13,841,586	46.58%	\$ 9,588,902	33.39%
Appropriations:						
Community Services	\$ 27,944,567	\$ 29,564,202	\$ 19,536,062	66.08%	\$ 19,347,211	68.41%
Non-Departmental	-	14,362	-	0.00%	-	-
Support Services	136,312	136,312	85,368	62.63%	90,179	69.91%
Total Appropriations without Contribution to Fund Balance	28,080,879	29,714,876	19,621,430	66.03%	19,437,390	68.42%
Contribution to Fund Balance	1,476,289	-	-	-	-	0.00%
TOTAL APPROPRIATIONS	\$ 29,557,168	\$ 29,714,876	\$ 19,621,430	66.03%	\$ 19,437,390	67.69%
Projected Fund Balance December 31	\$ 15,875,357	\$ 14,099,414				
Fund Balance as of Report Date			\$ 8,619,224			

YTD financial report 2013 gwinnettcountry

SPEED HUMP FUND (003)

The Speed Hump Fund supports the County's speed hump program. Revenues are generated from properties benefiting from existing speed humps for the purpose of maintenance. Charges for Services are collected as special assessment fees in the fourth quarter with property tax collections.

	FY 2013				FY 2012	
	2013 Adopted Budget	Current Annual Budget as of 9/30/2013	Actuals YTD as of 9/30/2013	% Actual to Current Budget	Actuals YTD as of 9/30/2012	% Actual to 9/30/2012 Budget
Fund Balance January 1	\$ 1,147,852	\$ 1,147,852	\$ 1,147,852			
Revenues:						
Charges for Services	\$ 115,904	\$ 115,904	\$ 44,211	38.14%	\$ 14,182	12.35%
Investment Income	1,500	1,500	491	32.73%	-	-
TOTAL REVENUES	\$ 117,404	\$ 117,404	\$ 44,702	38.08%	\$ 14,182	12.35%
Appropriations:						
Transportation	\$ 62,272	\$ 62,272	\$ 45,504	73.07%	\$ 31,761	54.43%
Total Appropriations without Contribution to Fund Balance	62,272	62,272	45,504	73.07%	31,761	54.43%
Contribution to Fund Balance	55,132	55,132	-	0.00%	-	0.00%
TOTAL APPROPRIATIONS	\$ 117,404	\$ 117,404	\$ 45,504	38.76%	\$ 31,761	27.65%
Projected Fund Balance December 31	\$ 1,202,984	\$ 1,202,984				
Fund Balance as of Report Date			\$ 1,147,050			

YTD financial report 2013 gwinnettcountry

STREET LIGHTING FUND (002)

The Street Lighting Fund supports the County's street light program. Revenues are generated from properties benefiting from existing street lights for the purpose of utility payments. Charges for Services are collected as special assessment fees in the fourth quarter with property tax collections.

	FY 2013				FY 2012	
	2013 Adopted Budget	Current Annual Budget as of 9/30/2013	Actuals YTD as of 9/30/2013	% Actual to Current Budget	Actuals YTD as of 9/30/2012	% Actual to 9/30/2012 Budget
Fund Balance January 1	\$ 2,980,705	\$ 2,980,705	\$ 2,980,705			
Revenues:						
Charges for Services	\$ 6,961,294	\$ 6,961,825	\$ 2,443,683	35.10%	\$ 653,052	10.59%
Investment Income	4,500	4,500	269	5.98%	1,650	45.43%
Total Revenues without Use of Fund Balance	6,965,794	6,966,325	2,443,952	35.08%	654,702	10.61%
Use of Fund Balance	456,046	455,995	-	0.00%	-	0.00%
TOTAL REVENUES	\$ 7,421,840	\$ 7,422,320	\$ 2,443,952	32.93%	\$ 654,702	8.82%
Appropriations:						
Transportation	\$ 7,421,840	\$ 7,422,320	\$ 4,571,019	61.58%	\$ 4,453,304	60.01%
TOTAL APPROPRIATIONS	\$ 7,421,840	\$ 7,422,320	\$ 4,571,019	61.58%	\$ 4,453,304	60.01%
Projected Fund Balance December 31	\$ 2,524,659	\$ 2,524,710				
Fund Balance as of Report Date			\$ 853,638			

YTD financial report 2013 gwinnettcountry

AUTHORITY IMAGING FUND (020)

The Authority Imaging Fund accounts for revenues received from fees collected by the Clerk of Superior Court Authority for document printing. These monies must be used for the development, implementation, and maintenance of a state-wide automated information system.

	FY 2013			
	2013 Adopted Budget	Current Annual Budget as of 9/30/2013	Actuals YTD as of 9/30/2013	% Actual to Current Budget
Fund Balance January 1	\$ 1,309,410	\$ 1,309,410	\$ 1,309,410	
Revenues:				
Charges for Services	\$ 832,275	\$ 707,275	\$ 532,681	75.31%
Investment Income	338	338	1,070	316.57%
Total Revenues without Use of Fund Balance	832,613	707,613	533,751	75.43%
Use of Fund Balance	1,132,199	1,257,199	-	0.00%
TOTAL REVENUES	\$ 1,964,812	\$ 1,964,812	\$ 533,751	27.17%
Appropriations:				
Clerk of Court	\$ 1,964,812	\$ 1,964,812	-	0.00%
TOTAL APPROPRIATIONS	\$ 1,964,812	\$ 1,964,812	\$ -	0.00%
Projected Fund Balance December 31	\$ 177,211	\$ 52,211		
Fund Balance as of Report Date			\$ 1,843,161	

YTD financial report 2013 gwinnettcountry

CORRECTIONS INMATE FUND (085)

The Corrections Inmate Fund accounts for proceeds received from commissary sales to provide recreational materials for the benefit of the inmates at the Corrections Facility.

	FY 2013				FY 2012	
	2013 Adopted Budget	Current Annual Budget as of 9/30/2013	Actuals YTD as of 9/30/2013	% Actual to Current Budget	Actuals YTD as of 9/30/2012	% Actual to 9/30/2012 Budget
Fund Balance January 1	\$ 47,282	\$ 47,282	\$ 47,282			
Revenues:						
Charges for Services	\$ 43,500	\$ 43,500	\$ 48,563	111.64%	\$ 34,484	64.77%
Miscellaneous	6,122	6,508	5,940	91.27%	3,314	57.56%
Total Revenues without Use of Fund Balance	49,622	50,008	54,503	108.99%	37,798	64.00%
Use of Fund Balance	19,772	19,386	-	0.00%	-	0.00%
TOTAL REVENUES	\$ 69,394	\$ 69,394	\$ 54,503	78.54%	\$ 37,798	38.08%
Appropriations:						
Corrections	\$ 69,394	\$ 69,394	\$ 45,123	65.02%	\$ 48,268	48.62%
TOTAL APPROPRIATIONS	\$ 69,394	\$ 69,394	\$ 45,123	65.02%	\$ 48,268	48.62%
Projected Fund Balance December 31	\$ 27,510	\$ 27,896				
Fund Balance as of Report Date			\$ 56,662			

YTD financial report 2013 gwinnettcountry

CRIME VICTIMS ASSISTANCE FUND (075)

The Crime Victims Assistance Fund accounts for revenues received from a five percent (5%) charge collected on fines within the Recorders, Juvenile, State, Superior, and Magistrate Courts of Gwinnett County. Revenues are also received from five percent (5%) of fines from municipalities within Gwinnett County. These funds must be used to provide assistance to crime victims. Revenue is split between the Solicitor's and District Attorney's offices.

The Revenue collected is distributed as follows:

- Superior Court Fines - 100% District Attorney
- State Court Fines - 100% Solicitor
- Municipal Recorder's Court - Total less subsidies, if any, with the remainder 55% Solicitor and 45% District Attorney
- Magistrate Court, Recorder's Court, and Juvenile Court - 55% Solicitor and 45% District Attorney
- Interest Earned Dividends - 55% Solicitor and 45% District Attorney

	FY 2013				FY 2012	
	2013 Adopted Budget	Current Annual Budget as of 9/30/2013	Actuals YTD as of 9/30/2013	% Actual to Current Budget	Actuals YTD as of 9/30/2012	% Actual to 9/30/2012 Budget
Fund Balance January 1	\$ 1,422,804	\$ 1,422,804	\$ 1,422,804			
Revenues:						
Fines and Forfeitures	\$ 875,073	\$ 875,073	\$ 593,792	67.86%	\$ 568,312	68.32%
Investment Income	1,481	1,481	1,005	67.86%	1,083	54.59%
Miscellaneous	-	1,280	1,524	119.06%	1,186	84.77%
Other Financing Sources	-	-	-	-	82,645	75.00%
Total Revenues without Use of Fund Balance	876,554	877,834	596,321	67.93%	653,226	69.10%
Use of Fund Balance	298,929	243,094	-	0.00%	-	0.00%
TOTAL REVENUES	\$ 1,175,483	\$ 1,120,928	\$ 596,321	53.20%	\$ 653,226	56.50%
Appropriations:						
District Attorney	\$ 433,311	\$ 445,066	\$ 309,662	69.58%	\$ 212,417	45.08%
Solicitor General	742,172	675,862	382,670	56.62%	388,829	56.76%
TOTAL APPROPRIATIONS	\$ 1,175,483	\$ 1,120,928	\$ 692,332	61.76%	\$ 601,246	52.00%
Projected Fund Balance December 31	\$ 1,123,875	\$ 1,179,710				
Fund Balance as of Report Date			\$ 1,326,793			

YTD financial report 2013 gwinnettcountry

DISTRICT ATTORNEY FEDERAL ASSET SHARING FUND (080)

The District Attorney Federal Asset Sharing Fund accounts for revenues received from an equitable sharing agreement between the Department of Justice and the Gwinnett County District Attorney for proceeds from confiscations. The law states that any money or property confiscated in this manner shall be used for restricted purposes, and all expenditures are validated against federal and state guidelines.

	FY 2013				FY 2012	
	2013 Adopted Budget	Current Annual Budget as of 9/30/2013	Actuals YTD as of 9/30/2013	% Actual to Current Budget	Actuals YTD as of 9/30/2012	% Actual to 9/30/2012 Budget
Fund Balance January 1	\$ 449,407	\$ 449,407	\$ 449,407			
Revenues:						
Fines and Forfeitures	-	88,384	111,944	126.66%	10,208	100.01%
Investment Income	511	511	333	65.17%	379	71.24%
Miscellaneous Revenue	-	-	2,906	-	-	-
Total Revenues without Use of Fund Balance	511	88,895	115,183	129.57%	10,587	98.58%
Use of Fund Balance	204,489	204,489	-	0.00%	-	0.00%
TOTAL REVENUES	\$ 205,000	\$ 293,384	\$ 115,183	39.26%	\$ 10,587	5.15%
Appropriations:						
District Attorney	205,000	293,384	85,807	29.25%	80,188	39.01%
TOTAL APPROPRIATIONS	\$ 205,000	\$ 293,384	\$ 85,807	29.25%	\$ 80,188	39.01%
Projected Fund Balance December 31	\$ 244,918	\$ 244,918				
Fund Balance as of Report Date			\$ 478,783			

YTD financial report 2013 gwinnettcountry

E-911 FUND (095)

The E-911 Fund accounts for operations of the E-911 Communications Center. Revenues are primarily received from monthly subscriber fees remitted by wired and wireless telecommunication providers. Expenditures must comply with O.C.G.A., Title 46, Chapter 5, Article 2, Part 4.

	FY 2013				FY 2012	
	2013 Adopted Budget	Current Annual Budget as of 9/30/2013	Actuals YTD as of 9/30/2013	% Actual to Current Budget	Actuals YTD as of 9/30/2012	% Actual to 9/30/2012 Budget
Fund Balance January 1	\$ 29,416,800	\$ 29,416,800	\$ 29,416,800			
Revenues:						
Charges for Services	\$ 14,082,774	\$ 14,082,774	\$ 8,400,351	59.65%	\$ 7,455,059	67.66%
Investment Income	58,657	58,657	84,976	144.87%	135,216	89.75%
Miscellaneous	-	4,400	5,259	119.52%	6,245	79.19%
Total Revenues without Use of Fund Balance	14,141,431	14,145,831	8,490,586	60.02%	7,596,520	67.97%
Use of Fund Balance	2,084,029	2,559,457	-	0.00%	-	0.00%
TOTAL REVENUES	<u>\$ 16,225,460</u>	<u>\$ 16,705,288</u>	<u>\$ 8,490,586</u>	50.83%	<u>\$ 7,596,520</u>	36.90%
Appropriations:						
Police Services	\$ 13,725,460	\$ 13,262,353	\$ 8,187,987	61.74%	\$ 10,522,620	51.12%
Non-Departmental	2,500,000	3,442,935	3,133,742	91.02%	-	-
TOTAL APPROPRIATIONS	<u>\$ 16,225,460</u>	<u>\$ 16,705,288</u>	<u>\$ 11,321,729</u>	67.77%	<u>\$ 10,522,620</u>	51.12%
Projected Fund Balance December 31	\$ 27,332,771	\$ 26,857,343				
Fund Balance as of Report Date			\$ 26,585,657			

YTD financial report 2013 gwinnettcounty

JUVENILE COURT SUPERVISION FUND (030)

The Juvenile Court Supervision Fund accounts for revenues collected as supervision fees from those who are placed under the courts' formal or informal supervision in order for the court to use those collections toward expenses for specific ancillary services.

	FY 2013				FY 2012	
	2013 Adopted Budget	Current Annual Budget as of 9/30/2013	Actuals YTD as of 9/30/2013	% Actual to Current Budget	Actuals YTD as of 9/30/2012	% Actual to 9/30/2012 Budget
Fund Balance January 1	\$ 107,916	\$ 107,916	\$ 107,916			
Revenues:						
Charges for Services	\$ 67,834	\$ 67,849	\$ 44,948	66.25%	\$ 48,952	63.26%
Investment Income	15	-	-	-	9	25.00%
TOTAL REVENUES	<u>\$ 67,849</u>	<u>\$ 67,849</u>	<u>\$ 44,948</u>	66.25%	<u>\$ 48,961</u>	63.24%
Appropriations:						
Juvenile Court	\$ 67,849	\$ 67,849	\$ 43,701	64.41%	\$ 57,179	53.77%
TOTAL APPROPRIATIONS	<u>\$ 67,849</u>	<u>\$ 67,849</u>	<u>\$ 43,701</u>	64.41%	<u>\$ 57,179</u>	53.77%
Projected Fund Balance December 31	\$ 107,916	\$ 107,916				
Fund Balance as of Report Date			\$ 109,163			

YTD financial report 2013 gwinnettcountry

POLICE SPECIAL JUSTICE FUND (070)

The Police Special Justice Fund accounts for revenues resulting from the U.S. Department of Justice confiscation of money or the sale of property from illegal drug and narcotics activities. The law states that any money or property confiscated in this manner shall be used for restricted purposes, and all expenditures are validated against federal and state guidelines.

	FY 2013				FY 2012	
	2013 Adopted Budget	Current Annual Budget as of 9/30/2013	Actuals YTD as of 9/30/2013	% Actual to Current Budget	Actuals YTD as of 9/30/2012	% Actual to 9/30/2012 Budget
Fund Balance January 1	\$ 3,403,191	\$ 3,403,191	\$ 3,403,191			
Revenue:						
Fines and Forfeitures	\$ -	\$ 193,231	\$ 193,231	100.00%	\$ 122,817	100.00%
Total Revenues without Use of Fund Balance	-	193,231	193,231	100.00%	122,817	99.92%
Use of Fund Balance	1,224,550	1,254,274	-	0.00%	-	0.00%
TOTAL REVENUES	\$ 1,224,550	\$ 1,447,505	\$ 193,231	13.35%	\$ 122,817	6.70%
Appropriations:						
Police Special Investigation Operations	\$ 1,224,550	\$ 1,447,505	\$ 245,278	16.94%	\$ 464,232	25.31%
TOTAL APPROPRIATIONS	\$ 1,224,550	\$ 1,447,505	\$ 245,278	16.94%	\$ 464,232	25.31%
Projected Fund Balance December 31	\$ 2,178,641	\$ 2,148,917				
Fund Balance as of Report Date			\$ 3,351,144			

YTD financial report 2013 gwinnettcountry

POLICE SPECIAL TREASURY FUND (071)

The Police Special Treasury Fund accounts for revenues resulting from the U.S. Department of Treasury confiscation of money or the sale of property from illegal drug and narcotics activities. The law states that any money or property confiscated in this manner shall be used for restricted purposes, and all expenditures are validated against federal and state guidelines.

	FY 2013				FY 2012	
	2013 Adopted Budget	Current Annual Budget as of 9/30/2013	Actuals YTD as of 9/30/2013	% Actual to Current Budget	Actuals YTD as of 9/30/2012	% Actual to 9/30/2012 Budget
Fund Balance January 1	\$ 71,677	\$ 71,677	\$ 71,677			
Revenue:						
Use of Fund Balance	\$ 695	\$ 71,677	\$ -	0.00%	\$ -	0.00%
TOTAL REVENUES	\$ 695	\$ 71,677	\$ -	0.00%	\$ -	0.00%
Appropriations:						
Police Services	\$ 695	\$ 71,677	\$ 277	0.39%	\$ 148,196	56.09%
TOTAL APPROPRIATIONS	\$ 695	\$ 71,677	\$ 277	0.39%	\$ 148,196	56.09%
Projected Fund Balance December 31	\$ 70,982	\$ -				
Fund Balance as of Report Date			\$ 71,400			

YTD financial report 2013 gwinnettcountry

POLICE SPECIAL STATE FUND (072)

The Police Special State Fund accounts for revenues resulting from the State of Georgia's confiscation of money or the sale of property from illegal drug and narcotics activities. The law states that any money or property confiscated in this manner shall be used for restricted purposes, and all expenditures are validated against federal and state guidelines.

	FY 2013				FY 2012	
	2013 Adopted Budget	Current Annual Budget as of 9/30/2013	Actuals YTD as of 9/30/2013	% Actual to Current Budget	Actuals YTD as of 9/30/2012	% Actual to 9/30/2012 Budget
Fund Balance January 1	\$ 3,066,061	\$ 3,066,061	\$ 3,066,061			
Revenue:						
Fines and Forfeitures	\$ -	\$ 368,906	\$ 368,908	100.00%	\$ 282,186	101.13%
Miscellaneous	-	814	1,468	180.34%	2,216	443.20%
Other Financing Sources	-	-	230,976	-	-	-
Total Revenues without Use of Fund Balance	-	369,720	601,352	162.65%	284,402	101.75%
Use of Fund Balance	1,159,009	924,141	-	0.00%	-	0.00%
TOTAL REVENUES	<u>\$ 1,159,009</u>	<u>\$ 1,293,861</u>	<u>\$ 601,352</u>	46.48%	<u>\$ 284,402</u>	24.43%
Appropriations:						
Police Services	\$ 1,159,009	\$ 1,293,861	\$ 549,602	42.48%	\$ 156,145	13.41%
TOTAL APPROPRIATIONS	<u>\$ 1,159,009</u>	<u>\$ 1,293,861</u>	<u>\$ 549,602</u>	42.48%	<u>\$ 156,145</u>	13.41%
Projected Fund Balance December 31	<u>\$ 1,907,052</u>	<u>\$ 2,141,920</u>				
Fund Balance as of Report Date			<u>\$ 3,117,811</u>			

YTD financial report 2013 gwinnettcountry

SHERIFF INMATE FUND (090)

The Sheriff Inmate Fund accounts for proceeds received from commissary sales to provide recreational materials for the benefit of the inmates at the Detention Center.

	FY 2013				FY 2012	
	2013 Adopted Budget	Current Annual Budget as of 9/30/2013	Actuals YTD as of 9/30/2013	% Actual to Current Budget	Actuals YTD as of 9/30/2012	% Actual to 9/30/2012 Budget
Fund Balance January 1	\$ 1,819,899	\$ 1,819,899	\$ 1,819,899			
Revenues:						
Charges for Services	\$ 415,648	\$ 415,648	\$ 356,115	85.68%	\$ 281,712	75.30%
Total Revenues without Use of Fund Balance	415,648	415,648	356,115	85.68%	281,712	75.30%
Use of Fund Balance	120,000	120,000	-	0.00%	-	-
TOTAL REVENUES	\$ 535,648	\$ 535,648	\$ 356,115	66.48%	\$ 281,712	75.30%
Appropriations:						
Sheriff Inmate Store Operations	\$ 535,648	\$ 535,648	\$ 182,332	34.04%	\$ 165,505	44.24%
TOTAL APPROPRIATIONS	\$ 535,648	\$ 535,648	\$ 182,332	34.04%	\$ 165,505	44.24%
Projected Fund Balance December 31	\$ 1,699,899	\$ 1,699,899				
Fund Balance as of Report Date			\$ 1,993,682			

YTD financial report 2013 gwinnettcountry

SHERIFF SPECIAL JUSTICE FUND (065)

The Sheriff Special Justice Fund accounts for revenues resulting from the U.S. Department of Justice confiscation of money or the sale of property from illegal drug and narcotics activities. The law states that any money or property confiscated in this manner shall be used for restricted purposes, and all expenditures are validated against federal and state guidelines.

	FY 2013				FY 2012	
	2013 Adopted Budget	Current Annual Budget as of 9/30/2013	Actuals YTD as of 9/30/2013	% Actual to Current Budget	Actuals YTD as of 9/30/2012	% Actual to 9/30/2012 Budget
Fund Balance January 1	\$ 218,443	\$ 218,443	\$ 218,443			
Revenues:						
Fines and Forfeitures	\$ -	\$ 55,150	\$ 55,150	100.00%	\$ -	-
Investment Income	290	290	167	57.59%	151	96.79%
Miscellaneous	-	-	-	-	180	-
Other Financing Sources	-	-	-	-	7,098	-
Total Revenues without Use of Fund Balance	290	55,440	55,317	99.78%	7,429	4762.18%
Use of Fund Balance	149,710	199,710	-	0.00%	-	0.00%
TOTAL REVENUES	\$ 150,000	\$ 255,150	\$ 55,317	21.68%	\$ 7,429	3.69%
Appropriations:						
Sheriff Special Operations	\$ 150,000	\$ 255,150	\$ 112,356	44.04%	\$ 6,708	3.33%
TOTAL APPROPRIATIONS	\$ 150,000	\$ 255,150	\$ 112,356	44.04%	\$ 6,708	3.33%
Projected Fund Balance December 31	\$ 68,733	\$ 18,733				
Fund Balance as of Report Date			\$ 161,404			

YTD financial report 2013 gwinnettcountry

SHERIFF SPECIAL TREASURY FUND (066)

The Sheriff Special Treasury Fund accounts for revenues resulting from the U.S. Department of Treasury confiscation of money or the sale of property from illegal drug and narcotics activities. The law states that any money or property confiscated in this manner shall be used for restricted purposes, and all expenditures are validated against federal and state guidelines.

	FY 2013				FY 2012	
	2013 Adopted Budget	Current Annual Budget as of 9/30/2013	Actuals YTD as of 9/30/2013	% Actual to Current Budget	Actuals YTD as of 9/30/2012	% Actual to 9/30/2012 Budget
Fund Balance January 1	\$ 846,647	\$ 846,647	\$ 846,647			
Revenues:						
Fines and Forfeitures	\$ -	\$ 215,132	\$ 215,133	100.00%	\$ 288,371	100.00%
Investment Income	662	662	532	80.36%	592	16.89%
Other Financing Sources	-	-	-	-	728	-
Total Revenues without Use of Fund Balance	662	215,794	215,665	99.94%	289,691	99.25%
Use of Fund Balance	249,338	846,638	-	0.00%	-	0.00%
TOTAL REVENUES	\$ 250,000	\$ 1,062,432	\$ 215,665	20.30%	\$ 289,691	26.55%
Appropriations:						
Sheriff Special Operations	\$ 250,000	\$ 1,062,432	\$ 358,292	33.72%	\$ 233,090	21.36%
TOTAL APPROPRIATIONS	\$ 250,000	\$ 1,062,432	\$ 358,292	33.72%	\$ 233,090	21.36%
Projected Fund Balance December 31	\$ 597,309	\$ 9				
Fund Balance as of Report Date			\$ 704,020			

YTD financial report 2013 gwinnettcounty

SHERIFF SPECIAL STATE FUND (067)

The Sheriff Special State Fund accounts for revenues resulting from the State of Georgia's confiscation of money or the sale of property from illegal drug and narcotics activities. The law states that any money or property confiscated in this manner shall be used for restricted purposes, and all expenditures are validated against federal and state guidelines.

	FY 2013				FY 2012	
	2013 Adopted Budget	Current Annual Budget as of 9/30/2013	Actuals YTD as of 9/30/2013	% Actual to Current Budget	Actuals YTD as of 9/30/2012	% Actual to 9/30/2012 Budget
Fund Balance January 1	\$ 164,109	\$ 164,109	\$ 164,109			
Revenues:						
Investment Income	\$ 141	\$ 141	\$ 109	77.30%	\$ 109	100.93%
Total Revenues without Use of Fund Balance	141	141	109	77.30%	109	100.93%
Use of Fund Balance	149,859	149,859	-	0.00%	-	0.00%
TOTAL REVENUES	\$ 150,000	\$ 150,000	\$ 109	0.07%	\$ 109	0.07%
Appropriations:						
Sheriff Special Operations	\$ 150,000	\$ 150,000	\$ -	0.00%	\$ -	0.00%
TOTAL APPROPRIATIONS	\$ 150,000	\$ 150,000	\$ -	0.00%	\$ -	0.00%
Projected Fund Balance December 31	\$ 14,250	\$ 14,250				
Fund Balance as of Report Date			\$ 164,218			

YTD financial report 2013 gwinnettcountry

STADIUM FUND (055)

The Stadium Fund accumulates stadium-related revenues in order to pay debt service on the Stadium construction bonds and insurance expenditures. Motor vehicle rental excise taxes are received one month in arrears. Intergovernmental revenue is realized in the form of a one-time annual payment from the Gwinnett Convention and Visitors Bureau in January. Charges for Services revenues from the Braves ticket sales, parking, rental fees, and naming rights are received in April, June, and October. Debt service payments occur bi-annually in January and July.

	FY 2013				FY 2012	
	2013 Adopted Budget	Current Annual Budget as of 9/30/2013	Actuals YTD as of 9/30/2013	% Actual to Current Budget	Actuals YTD as of 9/30/2012	% Actual to 9/30/2012 Budget
Fund Balance January 1	\$ 1,040,858	\$ 1,040,858	\$ 1,040,858			
Revenues:						
Taxes	\$ 800,000	\$ 800,000	\$ 679,197	84.90%	\$ 651,728	86.90%
Intergovernmental	400,000	400,000	400,000	100.00%	400,000	100.00%
Charges for Services	981,052	981,052	474,142	48.33%	485,519	51.59%
Miscellaneous	-	-	117	-	-	-
TOTAL REVENUES	\$ 2,181,052	\$ 2,181,052	\$ 1,553,456	71.23%	\$ 1,537,247	73.52%
Appropriations:						
Financial Services	\$ 63,962	\$ 39,030	\$ 30,028	76.94%	\$ -	-
Stadium Debt	2,117,090	2,117,090	2,116,090	99.95%	2,138,810	98.89%
Total Appropriations without Contribution to Fund Balance	2,181,052	2,156,120	2,146,118	99.54%	2,138,810	98.89%
Contribution to Fund Balance	-	24,932	-	0.00%	-	0.00%
TOTAL APPROPRIATIONS	\$ 2,181,052	\$ 2,181,052	\$ 2,146,118	98.40%	\$ 2,138,810	98.89%

Projected Fund Balance December 31

\$ 1,040,858	\$ 1,065,790
--------------	--------------

Fund Balance as of Report Date

\$ 448,196

YTD financial report 2013 gwinnettcountry

TREE BANK FUND (040)

This fund accounts for activities related to the Gwinnett County Buffer, Landscape and Tree Ordinance. During the permitting process, the developer has the option to pay money when the required tree density units cannot be met on site. The monies collected must be used by the Department of Planning and Development, Community Services and/or Support Services for the planting of trees at parks, greenways, fire stations, and libraries within the same commission district in which the development is located or within five miles of such district. Alternate planning locations may be approved by the Director of the Department of Planning and Development. Expenditures for this fund occur as projects are identified and approved.

	FY 2013				FY 2012	
	2013 Adopted Budget	Current Annual Budget as of 9/30/2013	Actuals YTD as of 9/30/2013	% Actual to Current Budget	Actuals YTD as of 9/30/2012	% Actual to 9/30/2012 Budget
Fund Balance January 1	\$ 62,307	\$ 62,307	\$ 62,307			
Revenues:						
Licenses and Permits	\$ 12,120	\$ 12,120	\$ 11,096	91.55%	\$ 2,000	7.41%
Total Revenues without Use of Fund Balance	12,120	12,120	11,096	91.55%	2,000	7.41%
Use of Fund Balance	17,880	17,880	-	0.00%	-	0.00%
TOTAL REVENUES	\$ 30,000	\$ 30,000	\$ 11,096	36.99%	\$ 2,000	6.53%
Appropriations:						
Planning and Development	\$ 30,000	\$ 30,000	\$ -	0.00%	\$ -	0.00%
TOTAL APPROPRIATIONS	\$ 30,000	\$ 30,000	\$ -	0.00%	\$ -	0.00%
Projected Fund Balance December 31	\$ 44,427	\$ 44,427				
Fund Balance as of Report Date			\$ 73,403			

YTD financial report 2013 gwinnettcountry

TOURISM FUND (050)

The Tourism Fund accounts for the collection and disbursement of hotel/motel tax revenue in accordance with State Law which includes debt service payments for the Gwinnett Center and parking facility. Hotel-Motel taxes are received one month in arrears. Other expenses associated with this fund are quarterly payments to the Gwinnett Convention and Visitors Bureau per a management agreement. Debt service payments occur biannually in March and September.

	FY 2013				FY 2012	
	2013 Adopted Budget	Current Annual Budget as of 9/30/2013	Actuals YTD as of 9/30/2013	% Actual to Current Budget	Actuals YTD as of 9/30/2012	% Actual to 9/30/2012 Budget
Fund Balance January 1	\$ 6,398,179	\$ 6,398,179	\$ 6,398,179			
Revenues:						
Taxes	\$ 6,606,080	\$ 6,606,080	\$ 5,073,590	76.80%	\$ 4,484,360	69.97%
Charges for Services	100	100	-	0.00%	-	0.00%
Investment Income	8,616	8,616	5,031	58.39%	12,980	66.91%
Total Revenues without Use of Fund Balance	6,614,796	6,614,796	5,078,621	76.78%	4,497,340	69.95%
Use of Fund Balance	460,066	547,246	-	0.00%	-	0.00%
TOTAL REVENUES	\$ 7,074,862	\$ 7,162,042	\$ 5,078,621	70.91%	\$ 4,497,340	63.44%
Appropriations:						
Tourism	\$ 2,134,407	\$ 2,221,587	\$ 1,559,695	70.21%	\$ 1,489,526	69.61%
Gwinnett Center Debt	4,940,455	4,940,455	4,940,455	100.00%	4,949,255	100.00%
TOTAL APPROPRIATIONS	\$ 7,074,862	\$ 7,162,042	\$ 6,500,150	90.76%	\$ 6,438,781	90.83%
Projected Fund Balance December 31	\$ 5,938,113	\$ 5,850,933				
Fund Balance as of Report Date			\$ 4,976,650			

YTD financial report 2013 gwinnettcountry

AIRPORT OPERATING FUND (520)

The Airport Operating Fund accounts for the operation and maintenance of the County airport, Briscoe Field.

	FY 2013				FY 2012	
	2013 Adopted Budget	Current Annual Budget as of 9/30/2013	Actuals YTD as of 9/30/2013	% Actual to Current Budget	Actuals YTD as of 9/30/2012	% Actual to 9/30/2012 Budget
Net Position January 1	\$ 558,788	\$ 558,788	\$ 558,788			
Revenues:						
Charges for Services	\$ 139,000	\$ 139,000	\$ 115,828	83.33%	\$ 102,273	97.40%
Miscellaneous - Rents	741,250	697,192	520,859	74.71%	549,232	76.03%
Total Revenues without Use of Net Position	880,250	836,192	636,687	76.14%	651,505	78.74%
Use of Net Position	-	8,373	-	0.00%	-	-
TOTAL REVENUES	\$ 880,250	\$ 844,565	\$ 636,687	75.39%	\$ 651,505	78.74%
Appropriations:						
Transportation*	\$ 844,565	\$ 844,565	\$ 495,473	58.67%	\$ 474,250	57.35%
Total Appropriations without Working Capital Reserve	844,565	844,565	495,473	58.67%	474,250	57.35%
Working Capital Reserve	35,685	-	-	-	-	0.00%
TOTAL APPROPRIATIONS	\$ 880,250	\$ 844,565	\$ 495,473	58.67%	\$ 474,250	57.32%
Projected Net Position December 31	\$ 594,473	\$ 550,415				
Net Position as of Report Date			\$ 700,002			

* Includes amounts transferred to the renewal and extension fund for capital improvement purposes. See Interfund Transfers Schedule.

YTD financial report 2013 gwinnettcountry

LOCAL TRANSIT OPERATING FUND (515)

The Local Transit Operating Fund accounts for the operation and maintenance of the Transit System. Revenues are received from fares and a contribution from the General Fund.

	FY 2013				FY 2012	
	2013 Adopted Budget	Current Annual Budget as of 9/30/2013	Actuals YTD as of 9/30/2013	% Actual to Current Budget	Actuals YTD as of 9/30/2012	% Actual to 9/30/2012 Budget
Net Position January 1	\$ 1,156,285	\$ 1,156,285	\$ 1,156,285			
Revenues:						
Charges for Services	\$ 4,221,568	\$ 4,201,568	\$ 2,897,009	68.95%	\$ 2,999,065	70.20%
Investment Income	3,159	3,159	1,398	44.25%	2,209	46.84%
Miscellaneous	26,375	26,836	265,740	990.24%	142,439	51.87%
Other Financing Sources	2,765,574	2,785,574	2,074,181	74.46%	2,400,000	75.00%
Total Revenues without Use of Net Position	7,016,676	7,017,137	5,238,328	74.65%	5,543,713	71.52%
Use of Net Position	750,000	744,206	-	0.00%	-	0.00%
TOTAL REVENUES	\$ 7,766,676	\$ 7,761,343	\$ 5,238,328	67.49%	\$ 5,543,713	71.50%
Appropriations:						
Financial Services	\$ 73,550	\$ 73,550	\$ 55,505	75.47%	\$ 49,717	73.84%
Transportation	7,693,126	7,687,793	4,665,097	60.68%	4,850,217	63.11%
TOTAL APPROPRIATIONS	\$ 7,766,676	\$ 7,761,343	\$ 4,720,602	60.82%	\$ 4,899,934	63.20%
Projected Net Position December 31	\$ 406,285	\$ 412,079				
Net Position as of Report Date			\$ 1,674,011			

YTD financial report 2013 gwinnettcountry

SOLID WASTE OPERATING FUND (595)

The Solid Waste Operating Fund accounts for the operations as provided in the Solid Waste Collection and Disposal Services Ordinance. Tax revenues are received quarterly from non-exclusive franchise fees paid by commercial waste haulers. Residential service fees are paid by homeowners in unincorporated Gwinnett County and reported as Charges for Services. Payments to haulers lag one month.

	FY 2013				FY 2012	
	2013 Adopted Budget	Current Annual Budget as of 9/30/2013	Actuals YTD as of 9/30/2013	% Actual to Current Budget	Actuals YTD as of 9/30/2012	% Actual to 9/30/2012 Budget
Net Position January 1	\$ 7,012,078	\$ 7,012,078	\$ 7,012,078			
Revenues:						
Taxes (Non-exclusive Franchise Fees)	\$ 764,000	\$ 764,000	\$ 401,986	52.62%	\$ 99,704	79.63%
Charges for Services	42,003,740	42,003,740	32,441,870	77.24%	32,193,244	78.08%
Investment Income	215,000	215,000	132,236	61.51%	170,854	82.42%
Miscellaneous	1,050	1,542	518	33.59%	538	32.47%
TOTAL REVENUES	<u>\$ 42,983,790</u>	<u>\$ 42,984,282</u>	<u>\$ 32,976,610</u>	<u>76.72%</u>	<u>\$ 32,464,340</u>	<u>78.11%</u>
Appropriations:						
Financial Services	-	-	-	-	\$ 26,866,007	65.61%
Support Services*	1,823,484	1,919,021	1,122,878	58.51%	-	-
Non-Departmental	-	5,837	-	0.00%	-	-
Payments to Haulers	39,929,868	39,929,868	26,411,425	66.14%	-	-
Total Appropriations without Working Capital Reserve	<u>41,753,352</u>	<u>41,854,726</u>	<u>27,534,303</u>	<u>65.79%</u>	<u>26,866,007</u>	<u>65.61%</u>
Working Capital Reserve	1,230,438	1,129,556	-	0.00%	-	0.00%
TOTAL APPROPRIATIONS	<u>\$ 42,983,790</u>	<u>\$ 42,984,282</u>	<u>\$ 27,534,303</u>	<u>64.06%</u>	<u>\$ 26,866,007</u>	<u>64.64%</u>
Projected Net Position December 31	<u>\$ 8,242,516</u>	<u>\$ 8,141,634</u>				
Net Position as of Report Date			<u>\$ 12,454,385</u>			

* Solid Waste operations moved to the Support Services Department beginning fiscal year 2013 and hauler payments have been moved to a separate reporting line. This line item also includes amounts transferred to the renewal and extension fund for capital improvement purposes. See Interfund Transfers Schedule.

YTD financial report 2013 gwinnettcountry

STORMWATER OPERATING FUND (590)

This fund supports the operation, maintenance, and capital improvement of the County's stormwater system. Charges for services are calculated based on the impervious surface of a parcel of land and are collected in the fourth quarter with property tax collections.

	FY 2013				FY 2012	
	2013 Adopted Budget	Current Annual Budget as of 9/30/2013	Actuals YTD as of 9/30/2013	% Actual to Current Budget	Actuals YTD as of 9/30/2012	% Actual to 9/30/2012 Budget
Net Position January 1	\$ 7,425,648	\$ 7,425,648	\$ 7,425,648			
Revenues:						
Charges for Services	\$ 30,314,277	\$ 30,314,277	\$ 9,985,939	32.94%	\$ 4,484,460	14.78%
Investment Income	16,500	16,500	6,818	41.32%	11,585	108.91%
Miscellaneous	17,000	19,014	19,039	100.13%	116,825	691.35%
Other Financing Sources	-	-	-	-	20,213	-
TOTAL REVENUES	<u>\$ 30,347,777</u>	<u>\$ 30,349,791</u>	<u>\$ 10,011,796</u>	<u>32.99%</u>	<u>\$ 4,633,083</u>	<u>15.25%</u>
Appropriations:						
Planning and Development	\$ 419,749	\$ 471,181	\$ 302,526	64.21%	\$ 322,705	77.52%
Water Resources*	29,779,881	29,558,525	21,478,665	72.66%	20,660,247	69.51%
Non-Departmental	75,000	86,559	-	0.00%	-	-
Total Appropriations without Working Capital Reserve	<u>30,274,630</u>	<u>30,116,265</u>	<u>21,781,191</u>	<u>72.32%</u>	<u>20,982,952</u>	<u>69.62%</u>
Working Capital Reserve	73,147	233,526	-	0.00%	-	0.00%
TOTAL APPROPRIATIONS	<u>\$ 30,347,777</u>	<u>\$ 30,349,791</u>	<u>\$ 21,781,191</u>	<u>71.77%</u>	<u>\$ 20,982,952</u>	<u>69.08%</u>
Projected Net Position December 31	<u>\$ 7,498,795</u>	<u>\$ 7,659,174</u>				
Net Position as of Report Date			<u>\$ (4,343,747)</u>			

* Includes amounts transferred to the renewal and extension fund for capital improvement purposes. See Interfund Transfers Schedule.

YTD financial report 2013 gwinnettcountry

WATER AND SEWER OPERATING FUND (501)

This fund supports the operation, maintenance, and capital improvement of the water and sewer system. Revenues are received from monthly usage bills, connections fees, and development charges.

	FY 2013				FY 2012	
	2013 Adopted Budget	Current Annual Budget as of 9/30/2013	Actuals YTD as of 9/30/2013	% Actual to Current Budget	Actuals YTD as of 9/30/2012	% Actual to 9/30/2012 Budget
Net Position January 1	\$ 23,598,854	\$ 23,598,854	\$ 23,598,854			
Revenues:						
Charges for Services	\$ 287,467,000	\$ 282,377,000	\$ 195,361,179	69.18%	\$ 196,548,246	71.95%
Investment Income	50,000	50,000	33,753	67.51%	50,643	106.40%
Contributions and Donations	7,022,000	12,000,000	12,314,776	102.62%	8,166,296	146.09%
Miscellaneous	475,000	605,557	408,808	67.51%	1,089,500	88.54%
Other Financing Sources	-	-	-	-	139,842	-
TOTAL REVENUES	\$ 295,014,000	\$ 295,032,557	\$ 208,118,516	70.54%	\$ 205,994,527	73.56%
Appropriations:						
Planning and Development	\$ 1,198,982	\$ 1,198,982	\$ 868,569	72.44%	\$ 774,148	68.17%
Water Resources*	291,487,665	290,340,369	201,551,745	69.42%	192,059,845	69.83%
Non-Departmental	100,000	249,613	-	0.00%	-	-
Total Appropriations without Working Capital Reserve	292,786,647	291,788,964	202,420,314	69.37%	192,833,993	69.83%
Working Capital Reserve	2,227,353	3,243,593	-	0.00%	-	0.00%
TOTAL APPROPRIATIONS	\$ 295,014,000	\$ 295,032,557	\$ 202,420,314	68.61%	\$ 192,833,993	68.86%

Projected Net Position December 31

\$ 25,826,207	\$ 26,842,447
---------------	---------------

Net Position as of Report Date

\$ 29,297,056

* Includes amounts transferred to the renewal and extension fund for capital improvement purposes. See Interfund Transfers Schedule.

YTD financial report 2013 gwinnettcountry

ADMINISTRATIVE SUPPORT FUND (665)

The Administrative Support Fund is used to account for the activities of all central support departments: Information Technology Services, Support Services, Human Resources, Law, Financial Services, with the exception of the Tax Assessor, and County Administration, with the exception of the County Clerk and Board of Commissioners. These activities are funded by indirect cost charges to all other funds receiving benefits.

	FY 2013				FY 2012	
	2013 Adopted Budget	Current Annual Budget as of 9/30/2013	Actuals YTD as of 9/30/2013	% Actual to Current Budget	Actuals YTD as of 9/30/2012	% Actual to 9/30/2012 Budget
Net Position January 1	\$ 4,675,075	\$ 4,675,075	\$ 4,675,075			
Revenues:						
Charges for Services	\$ 49,727,737	\$ 49,719,965	\$ 37,277,459	74.97%	\$ 38,550,965	75.06%
Miscellaneous	1,555,049	1,605,309	1,212,719	75.54%	1,715,631	96.65%
TOTAL REVENUES	\$ 51,282,786	\$ 51,325,274	\$ 38,490,178	74.99%	\$ 40,266,596	75.78%
Appropriations:						
County Administration	\$ 4,187,203	\$ 4,137,049	\$ 2,267,157	54.80%	\$ 3,022,149	70.06%
Financial Services	7,342,764	7,219,428	4,952,541	68.60%	5,578,470	75.96%
Human Resources	2,885,770	2,672,712	1,875,280	70.16%	2,046,007	66.00%
Information Technology	23,817,744	23,480,247	16,918,975	72.06%	20,749,674	77.86%
Law	1,892,702	1,827,504	1,114,843	61.00%	1,268,349	66.54%
Support Services	8,783,012	8,615,420	5,955,172	69.12%	5,947,324	69.20%
Non-Departmental	915,000	1,001,724	154,160	15.39%	78,339	9.17%
Total Appropriations without Working Capital Reserve	49,824,195	48,954,084	33,238,128	67.90%	38,690,312	73.33%
Working Capital Reserve	1,458,591	2,371,190	-	0.00%	-	0.00%
TOTAL APPROPRIATIONS	\$ 51,282,786	\$ 51,325,274	\$ 33,238,128	64.76%	\$ 38,690,312	72.81%
Projected Net Position December 31	\$ 6,133,666	\$ 7,046,265				
Net Position as of Report Date			\$ 9,927,125			

YTD financial report 2013 gwinnettcountry

AUTO LIABILITY FUND (606)

The Auto Liability Fund accounts for all financial transactions related to the County's property, liability and casualty insurance coverage on vehicles. Revenues are contributions from other Gwinnett County funds and are based on the number of employees and actual third party automobile claims for County vehicles only.

	FY 2013				FY 2012	
	2013 Adopted Budget	Current Annual Budget as of 9/30/2013	Actuals YTD as of 9/30/2013	% Actual to Current Budget	Actuals YTD as of 9/30/2012	% Actual to 9/30/2012 Budget
Net Position January 1	\$ 1,693,044	\$ 1,693,044	\$ 1,693,044			
Revenues:						
Charges for Services	\$ 1,000,022	\$ 1,000,022	\$ 750,017	75.00%	\$ 599,999	75.00%
Investment Income	2,250	2,250	4,300	191.11%	1,013	100.50%
Total Revenues without Use of Net Position	1,002,272	1,002,272	754,317	75.26%	601,012	75.03%
Use of Net Position	48,454	998,454	-	0.00%	-	0.00%
TOTAL REVENUES	\$ 1,050,726	\$ 2,000,726	\$ 754,317	37.70%	\$ 601,012	70.73%
Appropriations:						
Financial Services	\$ 1,050,726	\$ 2,000,726	\$ 377,387	18.86%	\$ 490,481	57.72%
TOTAL APPROPRIATIONS	\$ 1,050,726	\$ 2,000,726	\$ 377,387	18.86%	\$ 490,481	57.72%
Projected Net Position December 31	\$ 1,644,590	\$ 694,590				
Net Position as of Report Date			\$ 2,069,974			

YTD financial report 2013 gwinnettcountry

FLEET MANAGEMENT FUND (610)

The Fleet Management Fund accounts for all financial transactions related to the maintenance of the County fleet.

	FY 2013				FY 2012	
	2013 Adopted Budget	Current Annual Budget as of 9/30/2013	Actuals YTD as of 9/30/2013	% Actual to Current Budget	Actuals YTD as of 9/30/2012	% Actual to 9/30/2012 Budget
Net Position January 1	\$ 1,117,564	\$ 1,117,564	\$ 1,117,564			
Revenues:						
Charges for Services	\$ 5,807,286	\$ 5,805,953	\$ 4,489,029	77.32%	\$ 4,129,758	71.42%
Miscellaneous	298,000	349,463	412,721	118.10%	343,209	100.60%
TOTAL REVENUES	\$ 6,105,286	\$ 6,155,416	\$ 4,901,750	79.63%	\$ 4,472,967	73.05%
Appropriations:						
Support Services	\$ 5,817,747	\$ 5,795,695	\$ 4,192,885	72.34%	\$ 3,861,302	65.43%
Non-Departmental	-	5,335	-	0.00%	-	-
Total Appropriations without Working Capital Reserve	5,817,747	5,801,030	4,192,885	72.28%	3,861,302	65.43%
Working Capital Reserve	287,539	354,386	-	0.00%	-	0.00%
TOTAL APPROPRIATIONS	\$ 6,105,286	\$ 6,155,416	\$ 4,192,885	68.12%	\$ 3,861,302	63.06%
Projected Net Position December 31	\$ 1,405,103	\$ 1,471,950				
Net Position as of Report Date			\$ 1,826,429			

YTD financial report 2013 gwinnettcountry

GROUP SELF-INSURANCE FUND (605)

The Group Self-Insurance Fund accounts for all financial transactions related to the payment of premiums and benefits for active employees' health, disability, and life insurance. Revenues are received from employee and employer contributions.

	FY 2013				FY 2012	
	2013 Adopted Budget	Current Annual Budget as of 9/30/2013	Actuals YTD as of 9/30/2013	% Actual to Current Budget	Actuals YTD as of 9/30/2012	% Actual to 9/30/2012 Budget
Net Position January 1	\$ 27,217,386	\$ 27,217,386	\$ 27,217,386			
Revenues:						
Charges for Services	\$ 36,170,535	\$ 35,423,677	\$ 24,591,965	69.42%	\$ 28,107,996	72.34%
Investment Income	109,065	109,065	76,853	70.47%	108,024	71.75%
Miscellaneous	-	100,000	164,017	164.02%	120,869	241.74%
Other Financing Sources	-	24,722	-	0.00%	24,722	100.00%
Total Revenues without Use of Net Position	36,279,600	35,657,464	24,832,835	69.64%	28,361,611	75.57%
Use of Net Position	5,300,282	6,824,440	-	0.00%	-	0.00%
TOTAL REVENUES	\$ 41,579,882	\$ 42,481,904	\$ 24,832,835	58.46%	\$ 28,361,611	64.61%
Appropriations:						
Human Resources	\$ 41,579,882	\$ 42,481,904	\$ 31,907,766	75.11%	\$ 31,617,429	72.02%
TOTAL APPROPRIATIONS	\$ 41,579,882	\$ 42,481,904	\$ 31,907,766	75.11%	\$ 31,617,429	72.02%
Projected Net Position December 31	\$ 21,917,104	\$ 20,392,946				
Net Position as of Report Date			\$ 20,142,455			

YTD financial report 2013 gwinnettcountry

RISK MANAGEMENT FUND (602)

The Risk Management Fund accounts for all financial transactions related to the County's property liability and casualty insurance. Revenues are received from charges to the user departments based on the number of employees, prior claims, and property liability coverage needs.

	FY 2013				FY 2012	
	2013 Adopted Budget	Current Annual Budget as of 9/30/2013	Actuals YTD as of 9/30/2013	% Actual to Current Budget	Actuals YTD as of 9/30/2012	% Actual to 9/30/2012 Budget
Net Position January 1	\$ 23,582,286	\$ 23,582,286	\$ 23,582,286			
Revenues:						
Charges for Services	\$ 4,328,194	\$ 4,328,194	\$ 3,246,145	75.00%	\$ 2,523,750	75.00%
Investment Income	45,500	45,500	73,054	160.56%	33,547	83.87%
Miscellaneous	-	18,654	19,281	103.36%	9,155	157.49%
Other Financing Sources	-	1,855	-	0.00%	1,855	100.00%
Total Revenues without Use of Net Position	4,373,694	4,394,203	3,338,480	75.97%	2,568,307	75.26%
Use of Net Position	2,258,825	2,218,742	-	0.00%	-	0.00%
TOTAL REVENUES	\$ 6,632,519	\$ 6,612,945	\$ 3,338,480	50.48%	\$ 2,568,307	37.14%
Appropriations:						
Financial Services	\$ 6,632,519	\$ 6,612,945	\$ 4,539,315	68.64%	\$ 4,742,406	68.59%
TOTAL APPROPRIATIONS	\$ 6,632,519	\$ 6,612,945	\$ 4,539,315	68.64%	\$ 4,742,406	68.59%
Projected Net Position December 31	\$ 21,323,461	\$ 21,363,544				
Net Position as of Report Date			\$ 22,381,451			

YTD financial report 2013 gwinnettcounty

WORKERS' COMPENSATION FUND (604)

The Workers' Compensation Fund accounts for financial transactions related to the payment of worker's compensation claims. Revenue is received from the user departments based upon the number of employees and prior claims.

	FY 2013				FY 2012	
	2013 Adopted Budget	Current Annual Budget as of 9/30/2013	Actuals YTD as of 9/30/2013	% Actual to Current Budget	Actuals YTD as of 9/30/2012	% Actual to 9/30/2012 Budget
Net Position January 1	\$ 9,595,183	\$ 9,595,183	\$ 9,595,183			
Revenues:						
Charges for Services	\$ 3,357,731	\$ 3,357,731	\$ 2,518,299	75.00%	\$ 1,387,501	75.00%
Investment Income	35,500	35,500	33,674	94.86%	42,059	123.70%
Miscellaneous	-	-	1,300	-	-	-
Total Revenues without Use of Net Position	3,393,231	3,393,231	2,553,273	75.25%	1,429,560	75.88%
Use of Net Position	1,836,265	1,836,265	-	0.00%	-	0.00%
TOTAL REVENUES	\$ 5,229,496	\$ 5,229,496	\$ 2,553,273	48.82%	\$ 1,429,560	33.76%
Appropriations:						
Human Resources	\$ 5,229,496	\$ 5,229,496	\$ 2,438,989	46.64%	\$ 2,909,052	68.69%
TOTAL APPROPRIATIONS	\$ 5,229,496	\$ 5,229,496	\$ 2,438,989	46.64%	\$ 2,909,052	68.69%
Projected Net Position December 31	\$ 7,758,918	\$ 7,758,918				
Net Position as of Report Date			\$ 9,709,467			

NON-DEPARTMENTAL BUDGET TRANSFERS

As of 9/30/2013

General Fund Departmental/Non-Departmental Transfers	Amount	Description
<i>From:</i>		
Contingency	\$ (333,332)	Transferred to Tax Commissioner
	(860)	Transferred to Medical Examiner
<i>Subtotal</i>	(334,192)	
Prisoner Medical Reserve	(70,000)	Transferred to Corrections
	(984,200)	Transferred to Sheriff
	(3,000)	Transferred to Juvenile Court
<i>Subtotal</i>	(1,057,200)	
Indigent Defense Reserve	(51,200)	Transferred to Probate Court
	(2,773,400)	Transferred to Judiciary
	(314,100)	Transferred to Juvenile Court
<i>Subtotal</i>	(3,138,700)	
Court Reporters Reserve	(132,300)	Transferred to Juvenile Court
	(1,321,600)	Transferred to Judiciary
	(14,400)	Transferred to Solicitor General
<i>Subtotal</i>	(1,468,300)	
Court Interpreters Reserve	(70,800)	Transferred to Juvenile Court
	(266,500)	Transferred to Judiciary
	(1,000)	Transferred to Probate Court
<i>Subtotal</i>	(338,300)	
Total General Fund Non-Departmental Transfers	\$ (6,336,692)	
<i>To</i>		
Tax Commissioner	\$ 333,332	Transferred from Tax Commissioner
<i>Subtotal</i>	333,332	
Medical Examiner	860	Transferred from Tax Commissioner
<i>Subtotal</i>	860	
Corrections	70,000	Transferred from Prisoner Medical Reserve
<i>Subtotal</i>	70,000	
Juvenile Court	70,800	Transferred from Court Interpreters Reserve
	132,300	Transferred from Court Reporters Reserve
	314,100	Transferred from Indigent Defense
	3,000	Transferred from Prisoner Medical Reserve
<i>Subtotal</i>	520,200	
Sheriff	984,200	Transferred from Prisoner Medical Reserve
<i>Subtotal</i>	984,200	
Judiciary	266,500	Transferred from Court Interpreters Reserve
	1,321,600	Transferred from Court Reporters Reserve
	2,773,400	Transferred from Indigent Defense
<i>Subtotal</i>	4,361,500	
Probate Court	51,200	Transferred from Indigent Defense
	1,000	Transferred from Court Interpreters Reserve
<i>Subtotal</i>	52,200	
Solicitor General	14,400	Transferred from Court Reporters Reserve
<i>Subtotal</i>	14,400	
Total General Fund Transfers From Non-Departmental Reserves	\$ 6,336,692	

NON-DEPARTMENTAL BUDGET TRANSFERS

As of 9/30/2013

Police Services District Fund Departmental/Non-Departmental Transfers	Amount	Description
<i>From:</i>		
Prisoner Medical Reserve	\$ (48,300)	Transferred to Police Services
<i>Subtotal</i>	(48,300)	
Indigent Defense Reserve	(19,000)	Transferred to Recorders Court
<i>Subtotal</i>	(19,000)	
Court Interpreters Reserve	(42,050)	Transferred to Recorders Court
<i>Subtotal</i>	(42,050)	
Total Police Services District Fund Non-Departmental Transfers	\$ (109,350)	
<i>To:</i>		
Police Services	\$ 48,300	Transferred from Prisoner Medical Reserve
<i>Subtotal</i>	48,300	
Recorder's Court	19,000	Transferred from Indigent Defense Reserve
Recorder's Court	42,050	Transferred from Court Interpreters Reserve
<i>Subtotal</i>	61,050	
Total Police Services District Fund Transfers From Non-Departmental Reserves	\$ 109,350	

INTER-FUND TRANSFERS - ALL FUNDS

As of 9/30/2013

TRANSFER FROM - BUDGET

TRANSFER TO	General (001)	Development and Enforcement Services District Fund (104)	Fire and Emergency Medical Services District Fund (102)	Police Services District Fund (106)	Recreation (105)	Sheriff Special Justice (065)	Sheriff Special Treasury (066)	Tree Bank (040)	Police Special Justice (070)	Police Special State (072)	E-911 (095)	Miscellaneous Grants (200-250G)	Capital Projects (300-318)	Airport Operating (520)	Stormwater Operating (590)	Water & Sewer Operating (501)	Solid Waste Operating (595)	Fleet Management (610)	Administrative Support (665)	Total
General Fund (001)						2,520						27,325				165,000				194,845
Development and Enforcement Services District Fund (104)	3,677,899																			3,677,899
Fire and Emergency Services District Fund (102)	27,424,387																			27,424,387
Police Services District Fund (106)	30,175,330																			30,175,330
Police Special State (072)													230,976							230,976
Local Transit Operating (515)	2,765,574																			2,765,574
Capital Projects (300-318)	2,277,409		385,400	159,565	2,319,180			3,600	127,362	86,620	35,500									5,394,636
Capital Vehicle/Fleet Equipment (305)	1,842,115	60,307	337,861	4,001,004	279,104		13,144											39,861	80,870	6,654,266
Miscellaneous Grants (200-250G)	131,385																			131,385
Renewal & Extension - Airport (523)														35,000						35,000
Renewal & Extension - Stormwater (591)														19,208,176						19,208,176
Renewal & Extension - Water & Sewer (504)																81,242,819				81,242,819
Renewal & Extension - Solid Waste (596)																	260,000			260,000
Total	68,294,099	60,307	723,261	4,160,569	2,598,284	2,520	13,144	3,600	127,362	86,620	35,500	27,325	230,976	35,000	19,208,176	81,407,819	260,000	39,861	80,870	177,395,293

TRANSFER FROM - ACTUALS

TRANSFER TO	General (001)	Development and Enforcement Services District Fund (104)	Fire and Emergency Medical Services District Fund (102)	Police Services District Fund (106)	Recreation (105)	Sheriff Special Justice (065)	Sheriff Special Treasury (066)	Tree Bank (040)	Police Special Justice (070)	Police Special State (072)	E-911 (095)	Miscellaneous Grants (200-250G)	Capital Projects (300-318)	Airport Operating (520)	Stormwater Operating (590)	Water & Sewer Operating (501)	Solid Waste Operating (595)	Fleet Management (610)	Administrative Support (665)	Total
General Fund (001)						2,520						27,325				123,750				153,595
Development and Enforcement Services District Fund (104)	3,386,664																			3,386,664
Fire and Emergency Services District Fund (102)	25,300,672																			25,300,672
Police Services District Fund (106)	29,602,412																			29,602,412
Police Special State (072)													230,976							230,976
Local Transit Operating (515)	2,074,181																			2,074,181
Capital Projects (300-318)	1,858,386		101,722	4,176	789,383				53,187	50,160	13,200									2,870,214
Capital Vehicle/Fleet Equipment (305)	1,225,338	45,230	253,395	3,000,753	209,330		2,874											29,896	60,652	4,827,468
Miscellaneous Grants (200-250G)	61,951																			61,951
Renewal & Extension - Airport (523)														26,250						26,250
Renewal & Extension - Stormwater (591)														14,406,132						14,406,132
Renewal & Extension - Water & Sewer (504)																60,932,114				60,932,114
Renewal & Extension - Solid Waste (596)																	102,500			102,500
Total	63,509,604	45,230	355,117	3,004,929	998,713	2,520	2,874	-	53,187	50,160	13,200	27,325	230,976	26,250	14,406,132	61,055,864	102,500	29,896	60,652	143,975,129

BUDGET ADJUSTMENTS BY FUND - REVENUES

As of 9/30/2013

Department/Fund	2013 Adopted Budget - Jan	2013 Current Annual Budget - September	Difference (Adjustments YTD)	Description
General Fund (001)				
Taxes	\$ 204,749,308	\$ 204,679,833	\$ (69,475)	GCID 20130499 Mid year adjustment (\$69,475).
Intergovernmental	3,097,585	3,197,725	100,140	GCID 20130499 Mid year adjustment \$100,140.
Charges for Services	26,651,171	26,799,971	148,800	GCID 20130499 Mid year adjustment \$148,800.
Contributions and Donations	30,000	34,597	4,597	GCID 20130320 Amendment of the State FY 2013 contract between the Atlanta Regional Commission and Gwinnett County Senior Services \$4,597.
Miscellaneous Revenue	1,490,450	1,919,786	429,336	GCID 20130499 Mid year adjustment \$429,336.
Use of Fund Balance	42,636,693	43,822,693	1,186,000	GCID 20130026 Approval to execute 90 day job vacancy (\$436,272). GCID 20130385 Approval for the chairman to execute an agreement with the Gwinnett Sexual Assault Center for the provision of medical examinations \$117,250. GCID 20130348 Approval to amend the FY 2013 budget to appropriate funds for the probate court to hire four part-time temporary employees \$41,984. GCID 20130499 Mid year adjustment \$1,393,939. GCID 20130622 Approval to execute an agreement with Gwinnett Clean and Beautiful Services, Inc. \$40,652. OPEB-DB Adjustment FY 2013 \$28,447.
<i>Subtotal</i>			1,799,398	
2003 General Obligation Bond Debt Fund (951)				
Taxes	5,683,063	5,718,349	35,286	GCID 20130499 Mid year adjustment \$35,286.
Other Financing Sources	35,286	-	(35,286)	GCID 20130499 Mid year adjustment (\$35,286).
<i>Subtotal</i>			-	
Development and Enforcement Services District Fund (104)				
Licenses and Permits	2,381,824	3,114,948	733,124	GCID 20130499 Mid year adjustment \$733,124.
Charges for Services	336,730	336,961	231	GCID 20130499 Mid year adjustment \$231.
Miscellaneous	-	3,170	3,170	GCID 20130499 Mid year adjustment \$3,170.
Other Financing Sources	677,996	818,387	140,391	GCID 20130499 Mid year adjustment \$140,391.
<i>Subtotal</i>			876,916	

Department/Fund	2013 Adopted Budget - Jan	2013 Current Annual Budget - September	Difference (Adjustments YTD)	Description
Fire and Emergency Medical Services District Fund (102)				
Miscellaneous	35,400	87,157	51,757	GCID 20130154 Approval to accept an equipment grant from Georgia Association of EMS in the amount of \$16,764. GCID 20130113 Approval to accept grant funds by the Wal-Mart Foundation for smoke detectors to distribute to those in need \$1,000. GCID 20130612 Approval to accept grant funds by the Wal-Mart Foundation for car seats to distribute to qualified families \$1,000. GCID 20130499 Mid year adjustment \$31,993. GCID 20130699 Approval to accept grant funds by the Wal-Mart Foundation for car seats to distribute to qualified families \$1,000.
Other Financing Sources	5,406,582	6,654,495	1,247,913	GCID 20130499 Mid year adjustment \$1,247,913.
<i>Subtotal</i>			1,299,670	
Police Services District Fund (106)				
Taxes	46,847,668	46,814,098	(33,570)	GCID 20130499 Mid year adjustment (\$33,570).
Charges for Services	921,463	928,852	7,389	GCID 20130499 Mid year adjustment \$7,389.
Miscellaneous	248,045	342,732	94,687	GCID 20130319 Approval for the chairman to execute a lease agreement with New Cingular Wireless PCS,LLC to collocate on a County owned tower and locate site equipment on a portion of the County owned property \$27,000. GCID 20130499 Mid year adjustment \$67,687.
Other Financing Sources	2,051,372	2,675,330	623,958	GCID 20130499 Mid year adjustment \$623,958.
<i>Subtotal</i>			692,464	
Recreation Fund (105)				
Taxes	23,356,746	23,703,528	346,782	GCID 20130499 Mid year adjustment \$346,782.
Charges for Services	3,935,559	3,772,050	(163,509)	GCID 20130499 Mid year adjustment (\$163,509).
Miscellaneous	1,849,471	1,871,034	21,563	GCID 20130499 Mid year adjustment \$21,563.
Other Financing Sources	346,782	-	(346,782)	GCID 20130499 Mid year adjustment (\$346,782).
Use of Fund Balance	-	299,654	299,654	GCID 20130499 Mid year adjustment \$329,743. GCID 20130026 Approval to execute 90 day job vacancy (\$44,279). OPEB-DB Adjustment FY 2013 \$14,190.
<i>Subtotal</i>			157,708	

Department/Fund	2013 Adopted Budget - Jan	2013 Current Annual Budget - September	Difference (Adjustments YTD)	Description
Street Lighting Fund (002)				
Charges for Services	6,961,294	6,961,825	531	GCID 20130281 Approval for the chairman to execute an indemnity agreement with GA Department of Transportation for the installation of roadway lighting on SR 124 \$531.
Use of Fund Balance	456,046	455,995	(51)	GCID 20130281 Approval for the chairman to execute an indemnity agreement with GA Department of Transportation for the installation of roadway lighting on SR 124 (\$51).
<i>Subtotal</i>			480	
Authority Imaging Fund (020)				
Charges for Services	832,275	707,275	(125,000)	GCID 20130499 Mid year adjustment (\$125,000).
Use of Fund Balance	1,132,199	1,257,199	125,000	GCID 20130499 Mid year adjustment \$125,000.
<i>Subtotal</i>			-	
Corrections Inmate Fund (085)				
Miscellaneous	6,122	6,508	386	GCID 20130499 Mid year adjustment \$386.
Use of Fund Balance	19,772	19,386	(386)	GCID 20130499 Mid year adjustment (\$386).
<i>Subtotal</i>			-	
Crime Victims Assistance Fund (075)				
Miscellaneous	-	1,280	1,280	GCID 20130499 Mid year adjustment \$1,280.
Use of Fund Balance	298,929	243,094	(55,835)	GCID 20130499 Mid year adjustment (\$55,835).
<i>Subtotal</i>			(54,555)	
District Attorney Federal Asset Sharing Fund (080)				
Fines and Forfeitures	-	88,384	88,384	Adjust revenue and appropriation budgets to incorporate collected revenue for confiscated assets for Special Revenue Funds \$88,384.
<i>Subtotal</i>			88,384	
E-911 Fund (095)				
Miscellaneous	-	4,400	4,400	GCID 20130499 Mid year adjustment \$4,400.
Use of Fund Balance	2,084,029	2,559,457	475,428	GCID 20130026 Approval to execute 90 day job vacancy (\$445,998). GCID 20130321 Approval to amend the FY 2013 E-911 Fund budget by appropriating an additional \$900,000 for Intergovernmental Payments. GCID 20130499 Mid year adjustment \$9,600. OPEB-DB Adjustment FY 2013 \$11,826.
<i>Subtotal</i>			479,828	

Department/Fund	2013 Adopted Budget - Jan	2013 Current Annual Budget - September	Difference (Adjustments YTD)	Description
Juvenile Court Supervision Fund (030)				
Charges for Services	67,834	67,849	15	GCID 20130499 Mid year adjustment \$15.
Investment Income	15	-	(15)	GCID 20130499 Mid year adjustment (\$15).
<i>Subtotal</i>			-	
Police Special Justice Fund (070)				
Fines and Forfeitures	-	193,231	193,231	Adjust revenue and appropriation budgets to incorporate collected revenue for confiscated assets for Special Revenue Funds \$193,231.
Use of Fund Balance	1,224,550	1,254,274	29,724	Adjust revenue and appropriation budgets to incorporate collected revenue for confiscated assets for Special Revenue Funds (\$96,509). GCID 20130260 Approval to execute lease agreement with RW Management LTD at 1645 Pleasant Hill Road \$126,233.
<i>Subtotal</i>			222,955	
Police Special Treasury Fund (071)				
Use of Fund Balance	695	71,677	70,982	GCID 20130499 Mid year adjustment \$70,982.
<i>Subtotal</i>			70,982	
Police Special State Fund (072)				
Fines and Forfeitures	-	368,906	368,906	Adjust revenue and appropriation budgets to incorporate collected revenue for confiscated assets for Special Revenue Funds \$368,906.
Miscellaneous	-	814	814	GCID 20130499 Mid year adjustment \$814.
Use of Fund Balance	1,159,009	924,141	(234,868)	Adjust revenue and appropriation budgets to incorporate collected revenue for confiscated assets for Special Revenue Funds (\$368,906). GCID 20130499 Mid year adjustment \$134,038.
<i>Subtotal</i>			134,852	
Sheriff Special Justice Fund (065)				
Fines and Forfeitures	-	55,150	55,150	Adjust revenue and appropriation budgets to incorporate collected revenue for confiscated assets for Special Revenue Funds \$55,150.
Use of Fund Balance	149,710	199,710	50,000	GCID 20130499 Mid year adjustment \$50,000.
<i>Subtotal</i>			105,150	

Department/Fund	2013 Adopted Budget - Jan	2013 Current Annual Budget - September	Difference (Adjustments YTD)	Description
Sheriff Special Treasury Fund (066)				
Fines and Forfeitures	-	215,132	215,132	Adjust revenue and appropriation budgets to incorporate collected revenue for confiscated assets for Special Revenue Funds \$215,132.
Use of Fund Balance	249,338	846,638	597,300	Adjust revenue and appropriation budgets to incorporate collected revenue for confiscated assets for Special Revenue Funds \$400,000. GCID 20130499 Mid year adjustment \$197,300.
<i>Subtotal</i>			812,432	
Tourism Fund (050)				
Use of Fund Balance	460,066	547,246	87,180	GCID 20130499 Mid year adjustment \$87,180.
<i>Subtotal</i>			87,180	
Airport Operating Fund (520)				
Miscellaneous-Rents	741,250	697,192	(44,058)	GCID 20130195 Approval to execute assignment, assumption and consent from Piedmont Hawthorne Aviation and Fifth Amendment to lease agreement for Gwinnett Aero to execute any and all documents (\$45,061). GCID 20130499 Mid year adjustment \$1,003.
Use of Net Position	-	8,373	8,373	GCID 20130195 Approval to execute assignment, assumption and consent from Piedmont Hawthorne Aviation and Fifth Amendment to Lease Agreement for Gwinnett Aero to execute any and all documents \$9,376. GCID 20130499 Mid year adjustment (\$1,003).
<i>Subtotal</i>			(35,685)	
Local Transit Operating Fund (515)				
Charges for Services	4,221,568	4,201,568	(20,000)	GCID 20130499 Mid year adjustment (\$20,000).
Miscellaneous	26,375	26,836	461	GCID 20130499 Mid year adjustment \$461.
Other Financing Sources	2,765,574	2,785,574	20,000	GCID 20130499 Mid year adjustment \$20,000.
Use of Net Position	750,000	744,206	(5,794)	GCID 20130499 Mid year adjustment (\$5,794).
<i>Subtotal</i>			(5,333)	
Solid Waste Operating Fund (595)				
Miscellaneous	1,050	1,542	492	GCID 20130499 Mid year adjustment \$492.
<i>Subtotal</i>			492	
Stormwater Operating Fund (590)				
Miscellaneous	17,000	19,014	2,014	GCID 20130499 Mid year adjustment \$2,014.
<i>Subtotal</i>			2,014	

Department/Fund	2013 Adopted Budget - Jan	2013 Current Annual Budget - September	Difference (Adjustments YTD)	Description
Water and Sewer Operating Fund (501)				
Charges for Services	287,467,000	282,377,000	(5,090,000)	GCID 20130499 Mid year adjustment (\$5,090,000).
Contributions and Donations	7,022,000	12,000,000	4,978,000	GCID 20130499 Mid year adjustment \$4,978,000.
Miscellaneous	475,000	605,557	130,557	GCID 20130499 Mid year adjustment \$130,557.
<i>Subtotal</i>			18,557	
Administrative Support Fund (665)				
Charges for Services	49,727,737	49,719,965	(7,772)	GCID 20130499 Mid year adjustment (\$7,772).
Miscellaneous	1,555,049	1,605,309	50,260	GCID 20130499 Mid year adjustment \$50,260.
<i>Subtotal</i>			42,488	
Auto Liability Fund (606)				
Use of Net Position	48,454	998,454	950,000	GCID 20130499 Mid year adjustment \$950,000.
<i>Subtotal</i>			950,000	
Fleet Management Fund (610)				
Charges for Services	5,807,286	5,805,953	(1,333)	GCID 20130499 Mid year adjustment (\$5,333). GCID 20130497 Approval to execute an intergovernmental fuel usage agreement with the City of Buford \$4,000.
Miscellaneous	298,000	349,463	51,463	GCID 20130499 Mid year adjustment \$51,463.
<i>Subtotal</i>			50,130	
Group Self-Insurance Fund (605)				
Charges for Services	36,170,535	35,423,677	(746,858)	GCID 20130499 Mid year adjustment (\$746,858).
Miscellaneous	-	100,000	100,000	GCID 20130499 Mid year adjustment \$100,000.
Other Financing Sources	-	24,722	24,722	GCID 20130499 Mid year adjustment \$24,722.
Use of Net Position	5,300,282	6,824,440	1,524,158	GCID 20130499 Mid year adjustment \$1,524,158.
<i>Subtotal</i>			902,022	
Risk Management Fund (602)				
Miscellaneous	-	18,654	18,654	GCID 20130499 Mid year adjustment \$18,654.
Other Financing Sources	-	1,855	1,855	GCID 20130499 Mid year adjustment \$1,855.
Use of Net Position	2,258,825	2,218,742	(40,083)	GCID 20130499 Mid year adjustment (\$40,083).
<i>Subtotal</i>			(19,574)	
Total Revenue Budget Adjustments			\$ 8,678,955	

BUDGET ADJUSTMENTS BY FUND - APPROPRIATIONS

As of 9/30/2013

Department/Fund	2013 Adopted Budget - Jan	2013 Current Annual Budget - September	Difference (Adjustments YTD)	Description
General Fund (001)				
Tax Assessor	\$ 8,605,360	\$ 8,641,459	\$ 36,099	GCID 20130026 Approval to execute 90 day job vacancy (\$30,901). GCID 20130185 administration of motor vehicle assessment and appeal program on annual contract \$67,000.
Tax Commissioner	11,070,281	11,403,613	333,332	\$333,332 transferred from Non-departmental, see Non-departmental Budget Transfers Schedule.
Planning and Development	639,345	626,411	(12,934)	GCID 20130026 Approval to execute 90 day job vacancy (\$12,934).
Transportation	15,783,712	15,696,478	(87,234)	GCID 20130026 Approval to execute 90 day job vacancy (\$87,234).
Police Services	4,413,101	4,507,180	94,079	GCID 20130026 Approval to execute 90 day job vacancy (\$47,209). GCID 20130499 Mid year adjustment \$141,288.
Corrections	13,329,003	13,469,180	140,177	\$70,000 transferred from Non-departmental, see Non-departmental Budget Transfers Schedule. GCID 20130026 Approval to execute 90 day job vacancy (\$228,623). GCID 20130499 Mid year adjustment \$298,800.
Community Services	4,089,393	4,055,428	(33,965)	GCID 20130026 Approval to execute 90 day job vacancy (\$43,762). GCID 20130320 Amendment of the State FY 2013 contract between the Atlanta Regional Commission and Gwinnett County Senior Services \$4,597. GCID 20130499 Mid year adjustment \$5,200.
Community Service Subsidies: Atlanta Regional Commission	816,100	825,100	9,000	GCID 20130499 Mid year adjustment \$9,000.
Community Service Subsidies: Library In-House Services	735,199	765,199	30,000	GCID 20130499 Mid year adjustment \$30,000.
Juvenile Court	5,933,166	6,413,567	480,401	\$520,200 transferred from Non-departmental, see Non-departmental Budget Transfers Schedule. GCID 20130499 Mid year adjustment (\$39,799).
Sheriff	71,209,915	72,194,115	984,200	\$984,200 transferred from Non-departmental, see Non-departmental Budget Transfers Schedule.
Judiciary	15,614,527	19,976,027	4,361,500	\$4,361,500 transferred from Non-departmental, see Non-departmental Budget Transfers Schedule.
Probate Court	1,930,924	2,025,108	94,184	\$52,200 transferred from Non-departmental, see Non-departmental Budget Transfers Schedule. GCID 20130348 Approval to amend the FY 2013 budget to appropriate funds for the Probate Court to hire four part-time temporary employees \$41,984.
District Attorney	10,480,189	10,557,275	77,086	GCID 20130499 Mid year adjustment \$77,086.
Solicitor General	3,608,983	3,715,342	106,359	\$14,400 transferred from Non-departmental, see Non-departmental Budget Transfers Schedule. GCID 20130499 Mid year adjustment \$91,959.
Compensation Reserve	579,265	429,265	(150,000)	GCID 20130499 Mid year adjustment (\$150,000).

Department/Fund	2013 Adopted Budget - Jan	2013 Current Annual Budget - September	Difference (Adjustments YTD)	Description
Contingency	1,510,027	937,844	(572,183)	See General Fund Non-departmental Budget Transfers Schedule for detail (\$334,192). GCID 20130185 administration of motor vehicle assessment and appeal program on annual contract (\$67,000). GCID 20130499 Mid year adjustment (\$170,991).
Prisoner Medical Reserve	2,000,000	942,800	(1,057,200)	See Non-departmental Budget Transfers Schedule for detail (\$1,057,200).
Medical Examiner	1,191,293	1,192,153	860	See General Fund Non-departmental Budget Transfers Schedule for detail \$860.
Other Post-Employment Benefit Reserve	-	14,619	14,619	OPEB-DB adjustments FY 2013 \$14,619.
Pauper Burial	90,000	170,000	80,000	GCID 20130499 Mid year adjustment \$80,000.
Indigent Defense Reserve	6,000,000	2,861,300	(3,138,700)	See Non-departmental Budget Transfers Schedule for detail (\$3,138,700).
Court Reporters Reserve	2,000,000	531,700	(1,468,300)	See Non-departmental Budget Transfers Schedule for detail (\$1,468,300).
Court Interpreters Reserve	565,000	226,700	(338,300)	See Non-departmental Budget Transfers Schedule for detail (\$338,300).
Pension Reserve	-	28,219	28,219	OPEB-DB adjustments FY 2013 \$28,219.
Other Governmental Agencies	250,000	407,902	157,902	GCID 20130385 Approval for the chairman to execute an agreement with the Gwinnett Sexual Assault Center for the provision of medical examinations \$157,902.
Motor Vehicle Contribution	8,518,018	8,135,950	(382,068)	GCID 20130499 Mid year adjustment (\$382,068).
Intangible Recording Contribution	-	2,012,265	2,012,265	GCID 20130499 Mid year adjustment \$2,012,265.
<i>Subtotal</i>			1,799,398	
Development and Enforcement Services District Fund (104)				
Planning and Development	5,964,351	5,875,264	(89,087)	GCID 20130026 Approval to execute 90 day job vacancy (\$105,370). GCID 20130499 Mid year adjustment \$16,283.
Police Services	2,342,920	2,389,456	46,536	GCID 20130026 Approval to execute 90 day job vacancy (\$45,462). GCID 20130499 Mid year adjustment \$91,998.
Non-Departmental	125,000	149,254	24,254	GCID 20130026 Approval to execute 90 day job vacancy \$546. OPEB-DB adjustments FY 2013 \$23,708.
Contributions to Fund Balance	3,314,613	4,209,826	895,213	GCID 20130026 Approval to execute 90 day job vacancy \$150,286. GCID 20130499 Mid year adjustment \$768,635. OPEB-DB adjustments FY 2013 (\$23,708).
<i>Subtotal</i>			876,916	

Department/Fund	2013 Adopted Budget - Jan	2013 Current Annual Budget - September	Difference (Adjustments YTD)	Description
Fire and Emergency Medical Services District Fund (102)				
Fire and Emergency Services	81,767,134	81,655,022	(112,112)	GCID 20130154 Approval to accept an equipment grant from Georgia Association of EMS in the amount of \$16,764. GCID 20130113 Approval to accept grant funds by the Wal-Mart Foundation for smoke detectors to distribute to those in need \$1,000. GCID 20130026 Approval to execute 90 day job vacancy (\$65,736). OPEB-DB adjustments FY 2013 (\$66,140). GCID 20130612 Approval to accept grant funds by the Wal-Mart Foundation for car seats to distribute to qualified families \$1,000. GCID 20130699 Approval to accept grant funds by the Wal-Mart Foundation for car seats to distribute to qualified families \$1,000.
Non-Departmental	2,715,000	2,846,876	131,876	GCID 20130026 Approval to execute 90 day job vacancy \$65,736. OPEB-DB adjustments FY 2013 \$66,140.
Contributions to Fund Balance	21,080,383	22,360,289	1,279,906	GCID 20130499 Mid year adjustment \$1,279,906.
<i>Subtotal</i>			1,299,670	
Police Services District Fund (106)				
Planning and Development	697,900	681,351	(16,549)	GCID 20130499 Mid year adjustment \$5,319. GCID 20130026 Approval to execute 90 day job vacancy (\$21,868).
Police Services	81,749,463	81,479,117	(270,346)	See Non-departmental Budget Transfers Schedule for detail \$48,300. GCID 20130499 Mid year adjustment (\$188,260). GCID 20130026 Approval to execute 90 day job vacancy (\$49,618). OPEB-DB adjustments FY 2013 (\$80,768).
Recorder's Court	1,591,586	1,652,636	61,050	See Non-departmental Budget Transfers Schedule for detail \$61,050.
Non-Departmental	5,010,636	5,053,540	42,904	See Non-departmental Budget Transfers Schedule for detail (\$109,350). GCID 20130026 Approval to execute 90 day job vacancy \$71,486. OPEB-DB adjustments FY 2013 \$80,768.
Contributions to Fund Balance	28,006,934	28,882,339	875,405	GCID 20130319 Approval for the chairman to execute a lease agreement with New Cingular Wireless PCS, LLC to collocate on a County owned tower and locate site equipment on a portion of the County owned property \$27,000. GCID 20130499 Mid year adjustment \$848,405.
<i>Subtotal</i>			692,464	

Department/Fund	2013 Adopted Budget - Jan	2013 Current Annual Budget - September	Difference (Adjustments YTD)	Description
Recreation Fund (105)				
Community Services	27,944,567	29,564,202	1,619,635	GCID 20130026 Approval to execute 90 day job vacancy (\$171,868). GCID 20130499 Mid year adjustment \$1,791,503.
Non-Departmental	-	14,362	14,362	OPEB-DB adjustments FY 2013 \$14,190. GCID 20130026 Approval to execute 90 day job vacancy \$172.
Contributions to Fund Balance	1,476,289	-	(1,476,289)	GCID 20130026 Approval to execute 90 day job vacancy \$127,417. Mid year adjustment (\$1,603,706).
<i>Subtotal</i>			157,708	
Street Lighting Fund (002)				
Transportation	7,421,840	7,422,320	480	GCID 20130281 Approval for the chairman to execute an indemnity agreement with GA Department of Transportation for the installation of roadway lighting on SR 124 \$480.
<i>Subtotal</i>			480	
Crime Victims Assistance Fund (075)				
District Attorney	433,311	445,066	11,755	GCID 20130499 Mid year adjustment \$11,755.
Solicitor General	742,172	675,862	(66,310)	GCID 20130499 Mid year adjustment (\$66,310).
<i>Subtotal</i>			(54,555)	
District Attorney Federal Asset Sharing (080)				
District Attorney	205,000	293,384	88,384	Adjust revenue and appropriation budgets to incorporate collected revenue for confiscated assets for Special Revenue Funds \$88,384.
<i>Subtotal</i>			88,384	
E-911 Fund (095)				
Police Services	13,725,460	13,262,353	(463,107)	GCID 20130026 Approval to execute 90 day job vacancy (\$477,107). GCID 20130499 Mid year adjustment \$14,000.
Non-Departmental	2,500,000	3,442,935	942,935	GCID 20130321 Approval to amend the FY 2013 E-911 Fund budget by appropriating an additional \$900,000 for Intergovernmental Payments. GCID 20130026 Approval to execute 90 day job vacancy \$31,109. OPEB-DB adjustments FY 2013 \$11,826.
<i>Subtotal</i>			479,828	
Police Special Justice Fund (070)				
Police Special Investigation Operations	1,224,550	1,447,505	222,955	GCID 20130260 Approval to execute lease agreement with RW Management LTD at 1645 Pleasant Hill Road \$222,955.
<i>Subtotal</i>			222,955	

Department/Fund	2013 Adopted Budget - Jan	2013 Current Annual Budget - September	Difference (Adjustments YTD)	Description
Police Special Treasury Fund (071)				
Police Services	695	71,677	70,982	GCID 20130499 Mid year adjustment \$70,982.
<i>Subtotal</i>			70,982	
Police Special State Fund (072)				
Police Services	1,159,009	1,293,861	134,852	GCID 20130499 Mid year adjustment \$134,852.
<i>Subtotal</i>			134,852	
Sheriff Special Justice Fund (065)				
Sheriff Special Operations	150,000	255,150	105,150	Adjust revenue and appropriation budgets to incorporate collected revenue for confiscated assets for Special Revenue Funds \$55,150. GCID 20130499 Mid year adjustment \$50,000.
<i>Subtotal</i>			105,150	
Sheriff Special Treasury Fund (066)				
Sheriff Special Operations	250,000	1,062,432	812,432	Adjust revenue and appropriation budgets to incorporate collected revenue for confiscated assets for Special Revenue Funds \$615,132. 20130499 Mid year adjustment \$197,300.
<i>Subtotal</i>			812,432	
Stadium Fund (055)				
Financial Services	63,962	39,030	(24,932)	GCID 20130499 Mid year adjustment (\$24,932).
Contributions to Fund Balance	-	24,932	24,932	GCID 20130499 Mid year adjustment \$24,932.
<i>Subtotal</i>			-	
Tourism Fund (050)				
Tourism	2,134,407	2,221,587	87,180	GCID 20130499 Mid year adjustment \$87,180.
<i>Subtotal</i>			87,180	
Airport Operating Fund (520)				
Working Capital Reserve	35,685	-	(35,685)	GCID 20130499 Approval to execute assignment, assumption and consent from Piedmont Hawthorne Aviation and Fifth Amendment to Lease Agreement for Gwinnett Aero to execute any and all documents (\$35,685).
<i>Subtotal</i>			(35,685)	

Department/Fund	2013 Adopted Budget - Jan	2013 Current Annual Budget - September	Difference (Adjustments YTD)	Description
Local Transit Operating Fund (515)				
Transportation	7,693,126	7,687,793	(5,333)	GCID 20130499 Mid year adjustment (\$5,333).
<i>Subtotal</i>			(5,333)	
Solid Waste Fund (595)				
Support Services	1,823,484	1,919,021	95,537	GCID 20130026 Approval to execute 90 day job vacancy (\$89,463). GCID 20130499 Mid year adjustment \$185,000.
Non-Departmental	-	5,837	5,837	GCID 20130026 Approval to execute 90 day job vacancy \$3,051. OPEB-DB adjustments FY 2013 \$2,786.
Working Capital Reserve	1,230,438	1,129,556	(100,882)	GCID 20130026 Approval to execute 90 day job vacancy \$86,412. GCID 20130499 Mid year adjustment (\$184,508). OPEB-DB adjustments FY 2013 (\$2,786).
<i>Subtotal</i>			492	
Stormwater Fund (590)				
Planning and Development	419,749	471,181	51,432	GCID 20130499 Mid year adjustment \$51,432.
Water Resources	29,779,881	29,558,525	(221,356)	GCID 20130026 Approval to execute 90 day job vacancy (\$169,924). GCID 20130499 Mid year adjustment (\$51,432).
Non-Departmental	75,000	86,559	11,559	GCID 20130026 Approval to execute 90 day job vacancy \$1,400. OPEB-DB adjustments FY 2013 \$10,159.
Working Capital Reserve	73,147	233,526	160,379	GCID 20130026 Approval to execute 90 day job vacancy \$144,600. GCID 20130499 Mid year adjustment \$2,014. OPEB-DB adjustments FY 2013 \$13,765.
<i>Subtotal</i>			2,014	
Water and Sewer (501)				
Water Resources	291,487,665	290,340,369	(1,147,296)	GCID 20130026 Approval to execute 90 day job vacancy (\$1,147,296).
Non-Departmental	100,000	249,613	149,613	GCID 20130026 Approval to execute 90 day job vacancy \$37,947. OPEB-DB adjustments FY 2013 \$111,666.
Working Capital Reserve	2,227,353	3,243,593	1,016,240	GCID 20130026 Approval to execute 90 day job vacancy \$1,109,349. GCID 20130499 Mid year adjustment \$18,557. OPEB-DB adjustments FY 2013 (\$111,666).
<i>Subtotal</i>			18,557	

Department/Fund	2013 Adopted Budget - Jan	2013 Current Annual Budget - September	Difference (Adjustments YTD)	Description
Administrative Support Fund (665)				
County Administration	4,187,203	4,137,049	(50,154)	GCID 20130026 Approval to execute 90 day job vacancy (\$50,154).
Financial Services	7,342,764	7,219,428	(123,336)	GCID 20130026 Approval to execute 90 day job vacancy (\$123,336).
Human Resources	2,885,770	2,672,712	(213,058)	GCID 20130026 Approval to execute 90 day job vacancy (\$213,058).
Information Technology	23,817,744	23,480,247	(337,497)	GCID 20130026 Approval to execute 90 day job vacancy (\$580,137). GCID 20130499 Mid year adjustment \$242,640.
Law	1,892,702	1,827,504	(65,198)	GCID 20130026 Approval to execute 90 day job vacancy (\$15,198). GCID 20130499 Mid year adjustment (\$50,000).
Support Services	8,783,012	8,615,420	(167,592)	GCID 20130026 Approval to execute 90 day job vacancy (\$67,592). GCID 20130499 Mid year adjustment (\$100,000).
Non-Departmental	915,000	1,001,724	86,724	GCID 20130026 Approval to execute 90 day job vacancy \$39,620. OPEB-DB adjustments FY 2013 \$47,104.
Working Capital Reserve	1,458,591	2,371,190	912,599	GCID 20130026 Approval to execute 90 day job vacancy \$996,193. GCID 20130499 Mid year adjustment (\$50,152). OPEB-DB adjustments FY 2013 (\$33,442).
<i>Subtotal</i>			42,488	
Auto Liability Fund (606)				
Financial Services	1,050,726	2,000,726	950,000	Mid year adjustment \$950,000.
<i>Subtotal</i>			950,000	
Fleet Management (610)				
Support Services	5,817,747	5,795,695	(22,052)	GCID 20130026 Approval to execute 90 day job vacancy (\$22,052).
Non-Departmental	-	5,335	5,335	OPEB-DB adjustments FY 2013 \$5,335.
Working Capital Reserve	287,539	354,386	66,847	GCID 20130026 Approval to execute 90 day job vacancy \$22,052. Mid year adjustment \$46,130. GCID 20130497 Approval to execute an intergovernmental fuel usage agreement with the City of Buford \$4,000. OPEB-DB adjustments FY 2013 (\$5,335).
<i>Subtotal</i>			50,130	
Group Self-Insurance Fund (605)				
Human Resources	41,579,882	42,481,904	902,022	Mid year adjustment \$902,022.
<i>Subtotal</i>			902,022	
Risk Management Fund (602)				
Financial Services	6,632,519	6,612,945	(19,574)	GCID 20130026 Approval to execute 90 day job vacancy (\$19,574).
<i>Subtotal</i>			(19,574)	
Total Appropriation Budget Adjustments			\$ 8,678,955	

9/12/13 through 10/10/13
Upcoming Purchasing Solicitations

BL/RP	DESCRIPTION	DEPT	ANTICIPATED FUND	ESTIMATED BUDGET	BID/RFP CLOSING DATES	COMMENTS (ANTICIPATED AWARD DATE RANGE OR STATUS)
BL060-13	Modifications to Yellow River Structure No. 3	DWR	591 Stormwater Renewal & Extension Fund	\$1,750,000	9/11/2013	Anticipated to BOC Agenda 10/15/2013
BL070-13	I-85 48" PCCP (Pre-Stressed Concrete Cylinder Pipe) Critical Crossing Replacement	DWR	504 Water & Sewer Renewal & Extension Fund	\$500,000	8/22/2013	Anticipated to BOC Agenda 10/15/2013
BL072-13	Hanarry Estates Water Main Replacement Project	DWR	504 Water & Sewer Renewal & Extension Fund	\$2,500,000	8/26/2013	Anticipated to BOC Agenda 10/15/2013
BL073-13	Gwinnett County Sewer and Stormwater Assessment Program on an Annual Contract	DWR	504 Water & Sewer Operating Fund 591 Stormwater Operating Fund	\$2,700,000	9/10/2013	Anticipated to BOC Agenda 11/5/2013
BL076-13	F. Wayne Hill Water Resources Center Nutrient Recovery Project	DWR	504 Water & Sewer Renewal & Extension Fund	\$17,500,000	9/10/2013	Anticipated to BOC Agenda 10/15/2013
BL077-13	Sanitary Sewer and Force Main Rehabilitation Program on an Annual Contract	DWR	504 Water & Sewer Renewal & Extension Fund	\$500,000	8/29/2013	Anticipated to BOC Agenda 11/5/2013
BL078-13	Purchase of Ductile Iron Pipe and Fittings on an Annual Contract	DWR	501 Water & Sewer Operating Fund	\$226,000	8/20/2013	Anticipated to BOC Agenda 11/5/2013
BL080-13	Buford Branch Library Roof Replacement Project	DOSS	300-304 Capital Project Fund	\$280,000	9/5/2013	Anticipated to BOC Agenda 10/15/2013
BL081-13	Gwinnett County Government Annex HVAC Replacement - Phase II	DOSS	300-304 Capital Project Fund	\$350,000	9/17/2013	Anticipated to BOC Agenda 12/3/2013
BL082-13	Replacement of Lighting System and Painting of Tower at the Tuggle Road 800MHz Radio System Tower Site	ITS	317 2005 SPLOST Fund	\$190,400	9/2/2013	Anticipated to BOC Agenda 10/15/2013
BL083-13	Provision of Grounds Maintenance at Various Department of Water Resources Facilities on an Annual Contract	DWR	501 Water & Sewer Operating Fund	\$323,500	9/16/2013	Anticipated to BOC Agenda 10/15/2013
BL084-13	Purchase of Pebble Quick Lime and Bulk Hydrated Lime on an Annual Contract	DWR	501 Water & Sewer Operating Fund	\$148,040	9/19/2013	Anticipated to BOC November 2013
BL086-13	48" PCCP Replacement (Skyland Drive to Lenora Church Road)	DWR	504 Water & Sewer Renewal & Extension Fund	\$5,883,000	10/3/2013	Anticipated to BOC November 2013
BL088-13	Construction of the Dacula Park Concession/Restroom Building	DOCS	300-304 Capital Project Fund	\$481,034	10/7/2013	Anticipated to BOC Agenda 11/5/2013
BL089-13	SR 20 (I-985 to South Lee Street) Major Roadway Improvements Project	DOT	318 2009 SPLOST Fund	\$650,000	9/19/2013	Anticipated to BOC Agenda 10/15/2013

9/12/13 through 10/10/13
Upcoming Purchasing Solicitations

BL/RP	DESCRIPTION	DEPT	ANTICIPATED FUND	ESTIMATED BUDGET	BID/RFP CLOSING DATES	COMMENTS (ANTICIPATED AWARD DATE RANGE OR STATUS)
BL090-13	Gwinnett County Justice and Administration Center Fire Alarm Upgrades Phase 2	DOSS	300-304 Capital Project Fund	\$1,500,000	10/16/2013	Anticipated to BOC Agenda 12/3/2013
BL091-13	Traffic Signal Detector Loop Installation Demand Services on an Annual Contract	DOT	300-304 Capital Project Fund 001 General Fund	\$100,000	10/8/2013	Anticipated to BOC Agenda 11/19/2013
BL092-13	Purchase of Water and Wastewater Treatment Chemicals on an Annual Contract	DWR	501 Water & Sewer Operating Fund	\$8,634,762	9/26/2013	Anticipated to BOC November 2013
BL093-13	Cutting and Removal of Trees and Limbs and Stump Grinding on an Annual Contract	DOCS DOSS DOT	001 General Fund 105 Recreation Fund 501 Water & Sewer Operating Fund 590 Stormwater Operating Fund	\$165,000	9/30/2013	Anticipated to BOC November 2013
BL095-13	Bogan Community Center Roof Replacement	DOCS	318 2009 SPLOST Fund	\$248,000	10/21/2013	Anticipated to BOC November 2013
BL096-13	Purchase of Ambulance Stretchers	Fire	318 2009 SPLOST Fund	\$290,000	10/2/2013	Anticipated to BOC November 2013
BL097-13	Lilburn Main Street Realignment and Improvements Project	DOT	318 2009 SPLOST Fund	\$2,656,000	10/22/2013	Anticipated to BOC Agenda 12/3/2013
BL098-13	Purchase of a Power-Load Cot System on an Annual Contract	Fire	318 2009 SPLOST Fund	\$150,000	10/3/2013	Anticipated to BOC November 2013
BL099-13	Automated Traffic Management Systems/Intelligent Transportation Systems (ATMS/ITS) SR 324/Gravel Springs Road (SR 20 to Dacula Road) Installation Project	DOT	318 2009 SPLOST Fund	\$1,025,000	10/17/2013	Anticipated to BOC Agenda 12/3/2013
BL100-13	Automated Traffic Management Systems/Intelligent Transportation Systems (ATMS/ITS) Dacula Road (SR 8/Winder Highway to SR 324 Auburn Road) Installation Project	DOT	318 2009 SPLOST Fund	\$640,000	10/17/2013	Anticipated to BOC Agenda 12/3/2013
BL101-13	Provision of Plumbing Repair, Maintenance, and Installation Services on an Annual Contract	Fire Sheriff DOCS DOSS Police DWR	001 General Fund 665 Administrative Fund 102 Fire/EMS Fund 106 Police Fund 501 Water & Sewer Operating Fund	\$130,000	10/15/2013	Anticipated to BOC Agenda 12/3/2013
BL102-13	Flow and Pressure Monitoring Stations - Phase 3 Project	DWR	504 Water & Sewer Renewal & Extension Fund	\$780,000	10/31/2013	Anticipated to BOC December 2013

9/12/13 through 10/10/13
Upcoming Purchasing Solicitations

BL/RP	DESCRIPTION	DEPT	ANTICIPATED FUND	ESTIMATED BUDGET	BID/RFP CLOSING DATES	COMMENTS (ANTICIPATED AWARD DATE RANGE OR STATUS)
BL103-13	Purchase of DOT Sign Trucks	DOSS	305 Capital Vehicle Replacement Fund	\$200,000	10/21/2013	Anticipated to BOC Agenda 12/3/2013
BL104-13	Bethesda Roof Replacement	DOCS	318 2009 SPLOST Fund	\$235,000	10/28/2013	Anticipated to BOC December 2013
BL105-13	Grandeus Creek Restoration Project	DWR	504 Water & Sewer Renewal & Extension Fund	\$550,000	11/14/2013	Anticipated to BOC December 2013
BL106-13	South Bogan Road (Kilgore Road to Hamilton Mill Road) Road Safety and Alignment Project and Hamilton Mill Road (Camp Branch Road) Drainage Improvements Project	DOT	318 2009 SPLOST Fund	\$1,000,000	11/21/2013	Anticipated to BOC Agenda 12/17/2013
BL107-13	Purchase, Installation and Removal of Hardware for Rocket Cellular Modems and Supporting Software	ITS	001 General Fund	\$150,000	10/21/2013	Anticipated to BOC Agenda 11/19/2013
BL108-13	Bromolow Creek Stream Restoration Project	DWR	504 Water & Sewer Renewal & Extension Fund	\$780,000	11/18/2013	Anticipated to BOC December 2013
BL109-13	Purchase of Meat, Cheese, Fish and Poultry on an Annual Contract	Sheriff Corrections DOCS	001 General Fund	\$400,000	10/29/2013	Anticipated to BOC December 2013
BL110-13	Purchase of OEM Toner and Inkjet Cartridges on an Annual Contract	DOFS	Various	\$120,000	10/30/2013	Anticipated to BOC Agenda 12/17/2013
BL111-13	Road Repair and Patching on a Term Contract	DOT	318 2009 SPLOST Fund	\$340,000	10/31/2013	Anticipated to BOC Agenda 12/17/2013
RP005-13	Provision of an Enterprise Content Management System	ITS	300-304 Capital Project Fund	\$956,100	5/7/2013	Anticipated to BOC January 2014
RP006-13	Provide Property and Casualty Insurance Coverage/Services on an Annual Contract	DOFS	602 Risk Management Fund 604 Workers' Compensation Fund	\$2,600,000	4/30/2013	Anticipated to BOC December 2013
RP013-13	Lease of Countywide Digital Multi-Functional Imaging Devices and Management Services on a Cost-Per-Copy Basis on a Multi-Year Contract	DOFS	001 General Fund	\$500,000	8/6/2013	Anticipated to BOC November 2013
RP015-13	Construction Document Development for the new J.B. Williams Park	DOCS	318 2009 SPLOST Fund	\$300,000	8/7/2013	Anticipated to BOC Agenda 10/15/2013
RP016-13	Purchase and Installation of a Symantec Endpoint Management Solution	ITS	Various	\$334,648	8/14/2013	Anticipated to BOC Agenda 11/5/2013

9/12/13 through 10/10/13
Upcoming Purchasing Solicitations

BL/RP	DESCRIPTION	DEPT	ANTICIPATED FUND	ESTIMATED BUDGET	BID/RFP CLOSING DATES	COMMENTS (ANTICIPATED AWARD DATE RANGE OR STATUS)
RP017-13	Provide Safety, Health and Loss Control Services on an Annual Contract	DOFS	602 Risk Management Fund	\$40,000	9/5/2013	Anticipated to BOC November 2013
RP018-13	Provide Probation Services for Recorder's Court on a Multi-Year Contract	Recorder's Court	001 General Fund	No Cost to County	10/1/2013	Anticipated to BOC December 2013
RP019-13	On-Demand Printing Services on an Annual Contract	CA	Various	\$250,000	10/24/2013	Anticipated to BOC January 2014
RP020-13	Lease of a Mail Management System	DOSS	665 Administrative Support Fund	\$110,000	10/15/2013	Anticipated to BOC December 2013
RP021-13	Provide I/TS Professional Staffing Resources on a Multi-Year Contract	ITS	001 General Fund	\$3,500,000	11/7/2013	Anticipated to BOC February 2014
RP022-13	Provide Standby Architectural and Engineering Services on a Multi-Year Contract	DOSS	300-304 Capital Project Fund	\$300,000	10/25/2013	Anticipated to BOC January 2014
RP023-13	Water Distribution Main Condition Assessment	DWR	504 Water & Sewer Renewal & Extension Fund	\$150,000	11/1/2013	Anticipated to BOC December 2013