



Gwinnett
Financial Services

**MONTHLY
FINANCIAL
STATUS
REPORT**

FOR THE PERIOD ENDED
DECEMBER 31, 2020
(UNAUDITED)

GWINNETT COUNTY
GEORGIA

www.gwinnettcounty.com



MEMORANDUM

TO: Nicole L. Hendrickson, Chairwoman
District Commissioners
Glenn Stephens, County Administrator
Maria Woods, Deputy County Administrator/CFO

FROM: Buffy Alexzulian
Director of Financial Services

DATE: February 8, 2021

SUBJECT: Monthly Financial Report for the Period Ended December 31, 2020

This report, which includes unaudited information for the 2020 fiscal year and audited information for the 2019 fiscal year, is prepared by the Department of Financial Services as a summary of revenues and expenditures for all County operating funds. The primary purpose of this monthly report is to provide timely information regarding year-to-date financial performance.

This report includes:

Executive Summary	Page 2
Financial Summaries by Fund	Page 11
Budget Adjustments by Fund Schedule	Page 56

EXECUTIVE SUMMARY

This report begins with a summary of fiscal year 2020 preliminary operating results, followed by a discussion of notable events that occurred in December through the date of this report, including the issuance of Water and Sewer revenue bonds, the beginning of the fiscal year 2020 annual audit, and the adoption of the fiscal year 2021 budget. Highlights from these activities, as well as an update on residential and commercial real property tax appeals, are discussed below.

Separate discussions for the General Fund, Service District Funds, and Water and Sewer Operating Funds are provided on pages 5 – 10. This report continues with financial summaries for each of Gwinnett County's operating funds and concludes with a budget adjustments schedule for both revenues and appropriations.

Fiscal Year 2020 Preliminary Operating Results

Preliminary results for fiscal year 2020 indicate that all operating funds have finished the year in a favorable position.

The Department of Financial Services will continue to post accounting transactions through the end of the external, independent audit. Estimates have been posted for major items, but as the audit is completed additional entries may be required. Audited financial statements for fiscal year 2020 will be presented in the Comprehensive Annual Financial Report in June.

Included in this report is a fiscal year 2020 budget amendment adopted on December 1, 2020 at a regularly scheduled Board of Commissioners business meeting. Budgets were amended based on anticipated receipts and appropriations.

In 2020, the property tax bill due date was postponed from October 15 to December 1. Due to the deferred property tax billing, transfers to capital from the General, Fire and EMS District, Police Services District, Stormwater Operating, and Recreation Funds were made in December as planned. In addition, budgets were amended to include additional capital contributions from the General, Development and Enforcement Services District, and Police Service District Funds for future capital needs.

Property tax revenues across all operating funds ended 2020 up \$62.5 million, or 13.1 percent, over last year. The increase is primarily due to increasing home values, new construction, millage rate increases in the Police and Recreation districts, and a new economic development property tax.

Investment income across all operating funds ended the year under budgeted expectations and down approximately \$6.3 million, or 50.3 percent, compared to last year. This is primarily due to declining interest rates on short-term securities, which is where the bulk of the County's investments reside. Additionally, fewer funds were available to invest in the latter part of 2020 due to the delay in property tax collections.

Revenues and expenditures in the General Fund and the Police Services District Fund reflect significant year-over-year variances due to a new Service Delivery Strategy agreement which resulted in the movement of the Licensing and Revenue Section of Planning and Development from the Police Services District Fund to the General Fund in April, effective as of January 1, 2020. These variances are noted under the individual fund discussions.

Due to a legislative change related to title ad valorem taxes, effective July 1, 2019, motor vehicle contributions are no longer transferred from the General Fund to the Development and Enforcement Services, Fire and EMS, and Police Services District Funds. This explains the year-over-year variance in the General Fund for Motor Vehicle Contributions. This also explains decreases in tax revenues in the Recreation Fund and decreases in Other Financing Sources in the Development and Enforcement Services, Fire and EMS, and Police Services District Funds.

Intangible recording taxes, which are included in intergovernmental revenues on the fund statements, ended the year \$3.2 million, or 44.2 percent, higher than last year in the General, Development and Enforcement Services District, Fire and EMS District, Police Services District, and Recreation Funds. The increase is due to increases in real estate transactions related to home sales, refinancing, and liens.

Charges for services revenues in the E-911 Fund are approximately \$3.0 million, or 12.0 percent, lower than last year. This is due to legislation that changed the collection process and affected the timing of when the E-911 revenues are received. Despite the year-over-year decrease, 2020 revenues in the E-911 Fund exceeded budget.

Hotel/motel taxes in the Tourism Fund were significantly impacted by the COVID-19 pandemic and came in \$5.2 million, or 43.2 percent, lower than 2019. However, the Tourism Fund did receive a \$33 million transfer from the Economic Development capital project in October to support Infinite Energy Center projects, so the fund ended the year in a favorable position.

Expenses in the Local Transit Operating Fund appeared to be down approximately \$8.9 million, or 52.5 percent, compared to last year, primarily because some expenses were paid through a Federal Transit Administration CARES Act grant. In addition, the fund made lower contributions to capital in 2020.

Expenses in the Solid Waste Operating Fund ended the year up approximately \$4.2 million, or 10.8 percent, compared to last year, primarily due to a hauler rate increase.

Water Resources expenses in the Stormwater Operating Fund ended 2020 down approximately \$13.2 million, or 32.6 percent, compared to last year. This is primarily due to lower contributions to capital in 2020.

Information Technology expenses in the Administrative Support Fund ended the year up approximately \$3.8 million, or 11.0 percent, over last year, primarily due to increases in personal services, professional services, contracted repair and maintenance services, and technical outsourced services. Technical outsourced services are up in 2020 due to department vacancies; the Department of Information Technology Services is utilizing third party technology companies to help meet demand for services. The increases are partially offset by decreases in data service rentals and equipment rentals.

Expenses in the Group Self-Insurance and Risk Management Funds ended 2020 higher than last year due to increases in claims. However, both funds still ended the year within budget.

Impact of the COVID-19 Pandemic

The ongoing COVID-19 pandemic presented uncertainties and challenges for Gwinnett County in 2020, both financially and operationally. Certain revenues and appropriations were impacted by the pandemic.

Revenues with year-over-year decreases that appear to be related to the pandemic include:

- Fines and forfeitures in the General and Police Services District Funds, partially due to reduced activity in the courts

- Charges for services and miscellaneous revenues in the Recreation Fund, due to the cancellation of classes/programs and fewer facility rentals
- Hotel/motel tax revenues in the Tourism Fund, due to lower occupancy rates and lower average daily room rates
- Miscellaneous revenues in the Economic Development Operating Fund, due to a decline in facility rentals
- Charges for services in the Local Transit Operating Fund, due to the temporary suspension of fare box collections to accommodate social distancing
- Charges for services in the Fleet Management Fund, due to decreases in parts and labor revenues resulting from a decline in vehicle usage during the shutdown

General operating expenditures such as travel/training and utilities were also affected by the pandemic. Travel and training expenditures across all operating funds ended the year down approximately \$1.6 million, or 58.2 percent, compared to last year because many training sessions were cancelled or held virtually. Utility expenditures were down approximately \$2.6 million, or 6.9 percent, due to a reduction in the utilization of County facilities.

Conversely, personal services expenditures increased in 2020 due to pandemic-related hazard pay. Through the end of 2020, hazard pay expenditures across all operating funds total approximately \$18.9 million. Of this amount, \$12.6 million in public safety hazard pay for Fire and Emergency Services, Corrections, Police, and Sheriff was covered by a CARES Act grant. The remaining impact on operating funds in 2020 was \$6.3 million.

Despite the financial challenges presented by the pandemic, Gwinnett County's strong financial position, adequate reserve levels, and ability to adapt to changing conditions have enabled the County to continue to maintain cash flow and deliver exceptional services to residents throughout the year.

2020 Water and Sewer Revenue Bonds

In October 2020, the Gwinnett County Water and Sewerage Authority and the Gwinnett County Board of Commissioners approved resolutions authorizing the issuance and sale of Series 2020 Revenue Bonds to finance certain improvements and extensions to the water and sewerage system over the next three years. On December 14, 2020, the bonds were awarded to JP Morgan as they offered the lowest true interest cost of 1.79 percent. The bonds were issued on December 29, 2020, at a par amount of \$176,895,000 with a \$14,505,450 premium.

2020 External Audit

The annual external audit began on February 1, 2021. The audit process includes a thorough review of procedures and transactions to ensure that the County is following generally accepted accounting principles. Audit reports are intended to confirm that the figures presented within the County's Comprehensive Annual Financial Report are fairly represented. The audit typically lasts approximately four months, beginning in February and ending in June.

Residential and Commercial Real Property Tax Appeals

Notices of Current Assessment for the 2020 tax year for residential and commercial real properties were mailed in early May (with additional notices for corrective matters as needed). Assessment notices are typically mailed in early April, but they were delayed one month this year due to the COVID-19 pandemic. In addition, the Chief Justice of the Georgia Supreme Court issued an order extending the filing deadline for property tax appeals to August 27, 2020. During the associated appeal periods, taxpayers filed 12,900

residential and commercial real property tax appeals, a 9.3 percent increase from the number of real property appeals filed last year. As of December 31, 2020, 69.5 percent of the appeals have been settled.

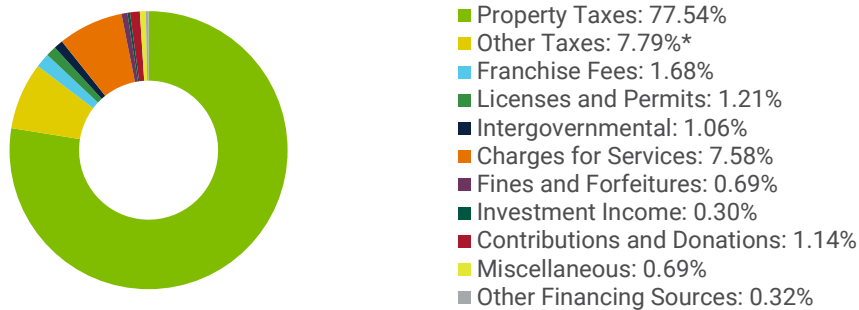
Fiscal Year 2021 Budget Adoption

The Gwinnett County Board of Commissioners adopted a \$1.91 billion budget for fiscal year 2021 on January 5, 2021. The adopted budget is up 3.7 percent from the 2020 adopted budget. It includes an operating budget of \$1.47 billion and a \$441 million capital improvement budget, which includes funds from the County’s SPLOST program. Additional information about the [2021 budget](#), including the [Adopted 2021 Budget Resolution Summary](#) the [2021 Budget in Brief](#), is available on the County’s website.

GENERAL FUND (PAGE 11)

The General Fund accounts for all County revenues and expenditures that are not restricted to, or accounted for, in other funds. The County’s General Fund supports services that benefit stakeholders, businesses, and residents countywide, such as sheriff, jail, courts, correctional facility, tax commissioner, health and human services, transportation, and elections.

GENERAL FUND
2020 YTD REVENUES BY CATEGORY



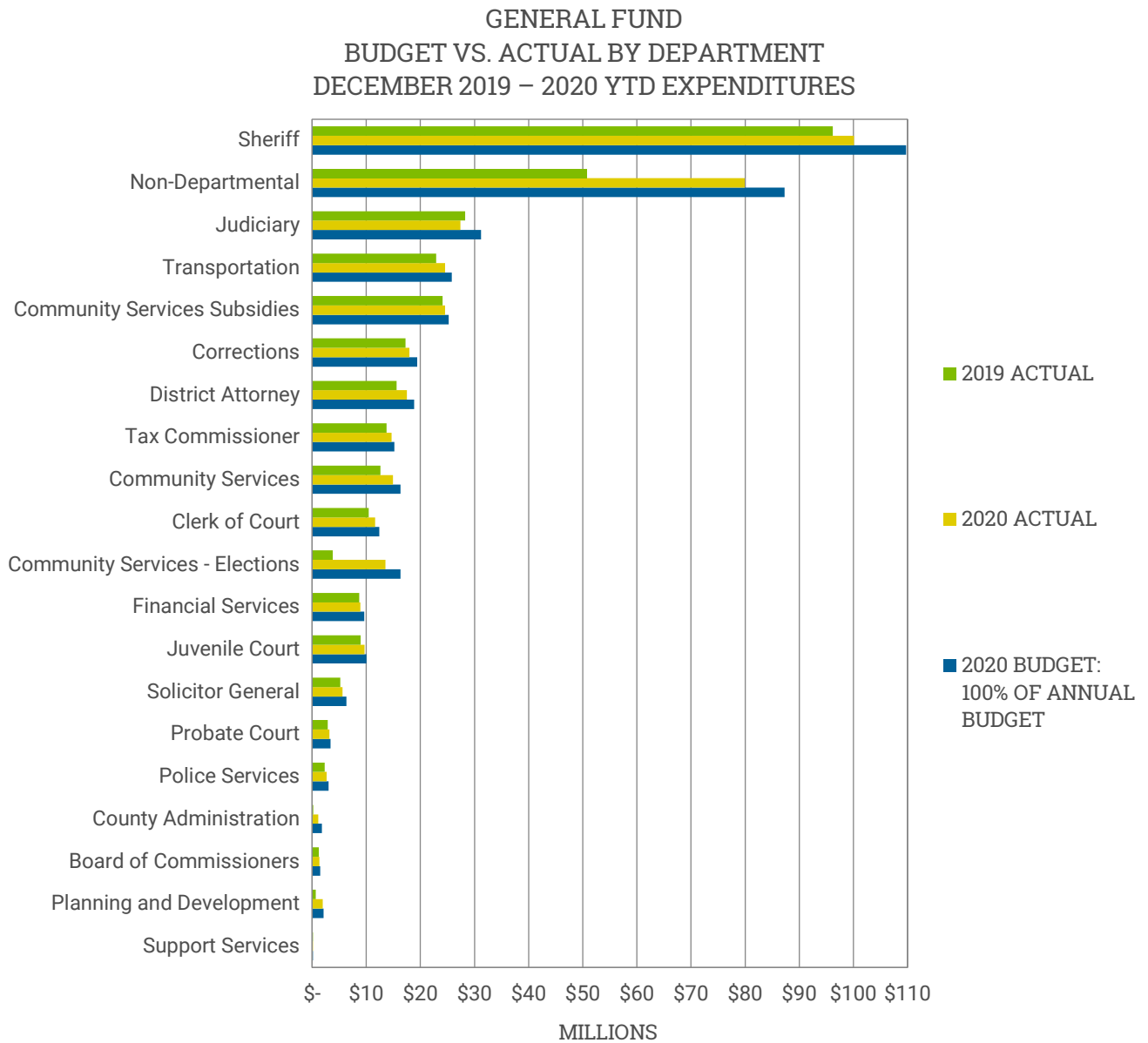
**Includes intangible recording taxes, occupation taxes, financial institution taxes, energy excise taxes, and excise taxes on beer, wine, distilled spirits, and mixed drinks.*

General Fund revenues ended 2020 up \$31.1 million, or 9.1 percent, over 2019, primarily due to the following:

- Increases in revenues associated with the movement of the Licensing and Revenue Section of Planning and Development to the General Fund. The General Fund now reflects approximately \$15.1 million in occupation taxes; \$6.3 million in franchise fees; \$5.9 million in excise taxes on beer, wine, distilled spirits, and mixed drinks; and \$4.5 million in licenses and permits.
- A \$4.8 million increase in property tax revenues, primarily due to new construction and home sales
- A \$4.2 million increase in contributions and donations, primarily due to an elections grant to assist with planning a safe and secure election in Gwinnett County

The aforementioned increases are partially offset by a \$7.8 million decrease in other financing sources, primarily due to the closing of the 2003 General Obligation Bond Debt Service Fund in 2019. When the fund was closed, the remaining cash of \$8.5 million was transferred to the General Fund. Other revenues

in the General Fund reflecting year-over-year decreases include intergovernmental revenues, charges for services, fines and forfeitures, investment income, and miscellaneous revenues.



Non-Departmental expenditures in the General Fund ended the year \$29.2 million, or 57.6 percent, higher than 2019, primarily due to an increase in capital contributions.

Judiciary expenditures in the General Fund ended 2020 down \$880,000, or 3.1 percent, from last year, primarily due to reduced court activity during the pandemic.


Community Services - Elections expenditures were significantly higher in 2020 than 2019 due to expanded voting hours and other expenditures associated with the 2020 Primary, Run-off, General, and Special Elections.

Planning and Development expenditures in the General Fund ended the year up approximately \$1.3 million over last year, primarily due to the transition of the Licensing and Revenue Section from the Police Services District Fund to the General Fund.

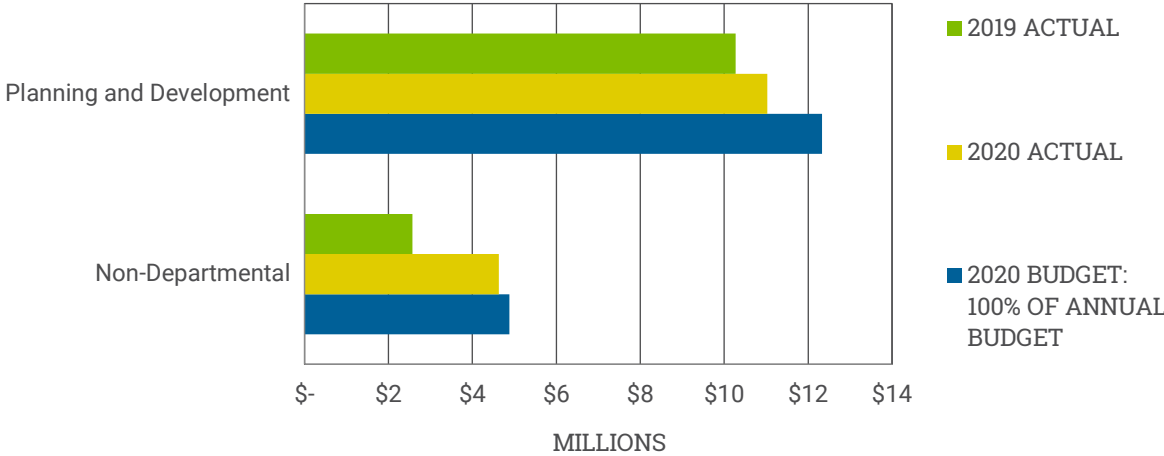
DEVELOPMENT & ENFORCEMENT SERVICES DISTRICT FUND (PAGE 13)

The Development and Enforcement Services District Fund is used to account for the revenues and expenditures attributable to the Development and Enforcement Services District. This district includes all properties within unincorporated Gwinnett County. The County is responsible for providing short-term planning and code enforcement services within this district.

DEVELOPMENT AND ENFORCEMENT SERVICES DISTRICT FUND 2020 YTD REVENUES BY CATEGORY



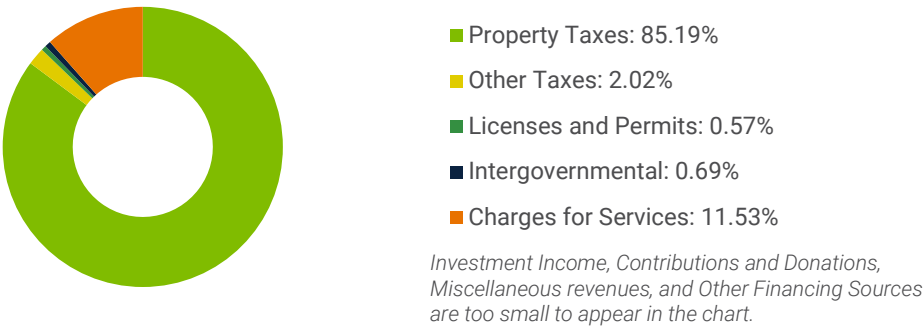
DEVELOPMENT AND ENFORCEMENT SERVICES DISTRICT FUND BUDGET VS. ACTUAL BY DEPARTMENT DECEMBER 2019 – 2020 YTD EXPENDITURES



FIRE AND EMERGENCY MEDICAL SERVICES DISTRICT FUND (PAGE 14)

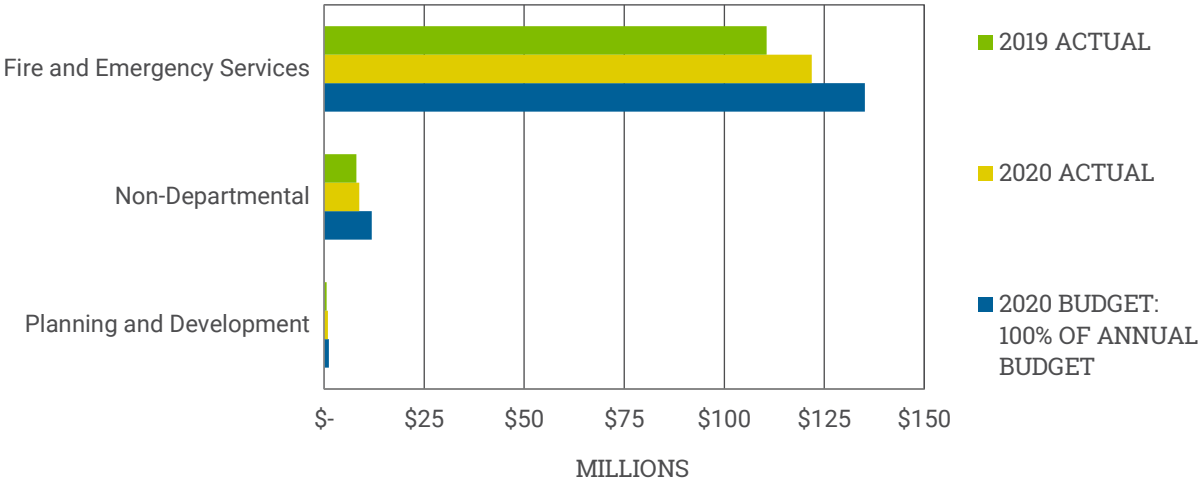
The Fire and Emergency Medical Services District Fund is used to account for the revenues and expenditures attributable to the Fire and Emergency Medical Services District. This district includes all properties within unincorporated Gwinnett County and all cities except Loganville. Gwinnett County is responsible for providing fire and emergency medical protection within this district. The City of Loganville operates its own fire department, but residents and businesses continue to receive County-provided emergency medical services.

FIRE AND EMERGENCY MEDICAL SERVICES DISTRICT FUND 2020 YTD REVENUES BY CATEGORY



Charges for services in the Fire and EMS District Fund ended the year down approximately \$2.6 million, or 14.7 percent, compared to last year, primarily due to a decline in the number of ambulance transports. The number of ambulance transports are down approximately 2,800.

FIRE AND EMERGENCY MEDICAL SERVICES DISTRICT FUND BUDGET VS. ACTUAL BY DEPARTMENT DECEMBER 2019 – 2020 YTD EXPENDITURES



POLICE SERVICES DISTRICT FUND (PAGE 16)

The Police Services District Fund accounts for the revenues and expenditures attributable to the Police Services District. This district includes all properties within unincorporated Gwinnett County and cities that do not operate their own police departments (Berkeley Lake, Buford, Grayson, Dacula, Peachtree Corners, Rest Haven, and Sugar Hill). Gwinnett County is responsible for providing police protection within this district.

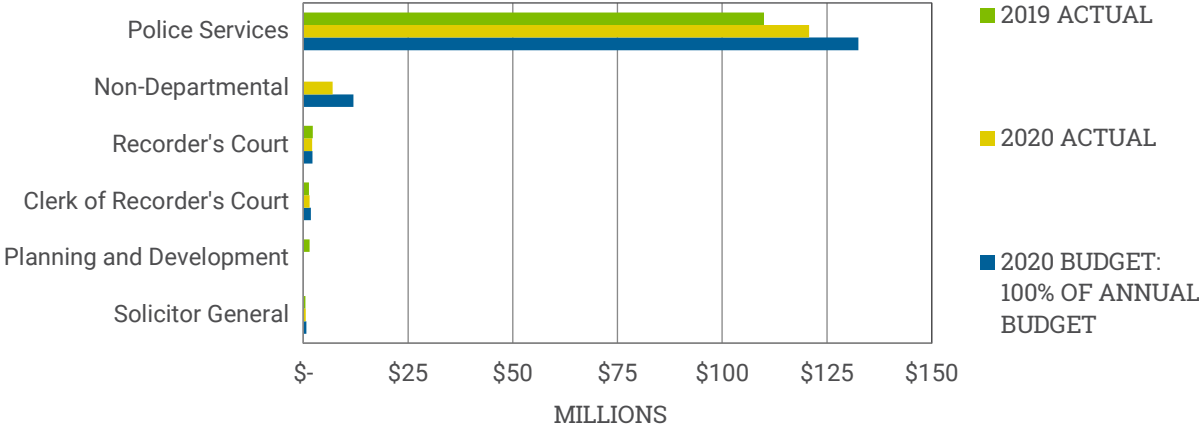
POLICE SERVICES DISTRICT FUND 2020 YTD REVENUES BY CATEGORY



Property taxes in the Police Services District Fund ended 2020 up approximately \$37.7 million, or 87.8 percent, over 2019, primarily due to an increase in the millage rate. However, the full amount of the increase is not evident on the taxes line in the fund statement on page 16 due to decreases resulting from the transition of Planning and Development’s Licensing and Revenue Section from the Police Services District Fund to the General Fund.

Insurance premium taxes reflect a \$2.6 million, or 6.2 percent, increase over last year. Insurance premium taxes are collected and distributed annually, typically in October, by the State Insurance Commissioner based on population formulas.

POLICE SERVICES DISTRICT FUND BUDGET VS. ACTUAL BY DEPARTMENT DECEMBER 2019 – 2020 YTD EXPENDITURES

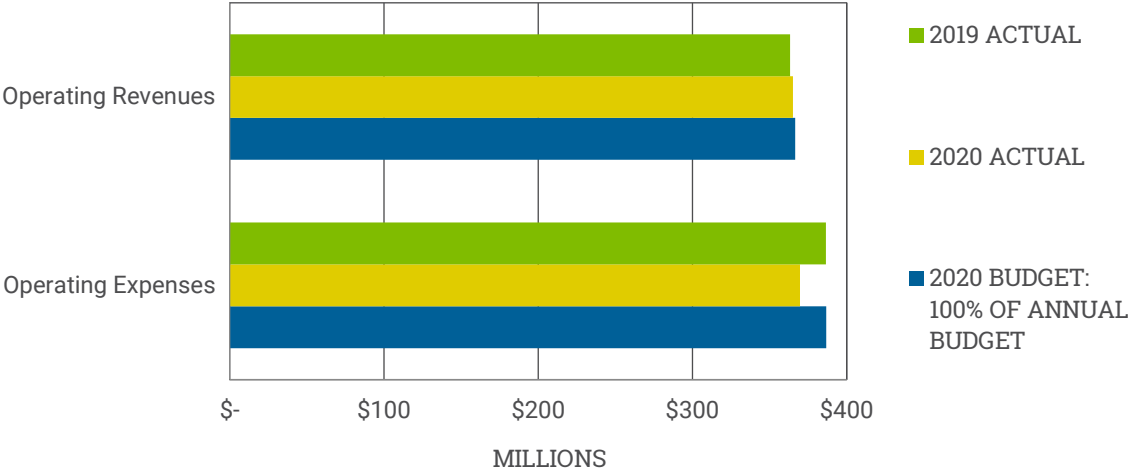


Non-departmental expenditures in the Police Services District Fund ended 2020 up approximately \$7 million over last year, primarily due to transfers to capital made this year.

WATER & SEWER OPERATING FUND (PAGE 49)

The Water and Sewer Operating Fund supports the operation, maintenance, and capital improvement of the water and sewer system.

**WATER AND SEWER OPERATING FUND
DECEMBER 2019 – 2020 YTD REVENUES AND EXPENSES**



Water and Sewer Operating Fund revenues ended 2020 relatively flat compared to last year. Some revenues reflect increases, while others reflect decreases. The largest increases are in system development charges, water retail revenues, sewer surcharges, and sewer retail revenues, while the largest decreases are in conservation surcharges, investment income, and late fees.

Revenues in the Water and Sewer Operating Fund ended 2020 slightly under budget. High rainfall levels and the COVID-19 pandemic negatively impacted commercial revenues and late fees.

Water and Sewer Operating Fund expenses ended 2020 down approximately \$16.9 million, or 4.4 percent, compared to last year, and \$17 million, or 4.4 percent, under budget. The year-over-year decrease in operating expenses is primarily attributable to a decrease in the transfer to the Renewal and Extension capital fund for future capital needs.

Expenses in the Water and Sewer Operating Fund ended 2020 approximately \$17 million, or 4.4 percent, under budget. This variance is primarily attributable to conservative budgeting, fluctuations in variable costs such as chemicals and utilities, and lower than expected expenses related to professional services and contracted repair and maintenance services.

YTD FINANCIAL REPORT 2020 | GWINNETT COUNTY

General Fund (001)

The General Fund is the primary tax and operating fund for all County revenues and expenditures that are not accounted for in other funds.

	FY 2020				FY 2019	
	2020 Adopted Budget	Current Annual Budget as of 12/31/2020	Actuals YTD as of 12/31/2020	% Actual to Current Budget	Actuals YTD as of 12/31/2019	% Actual to 12/31/2019 Budget
Fund Balance January 1	\$ 176,321,968	\$ 176,321,968	\$ 176,321,968			
Revenues:						
Taxes	\$ 288,883,228	\$ 317,302,571	\$ 325,283,250	102.52%	\$ 291,352,756	104.03%
Licenses and Permits	400,000	4,689,700	4,538,549	96.78%	286,450	78.85%
Intergovernmental	3,807,049	3,828,049	3,974,624	103.83%	4,066,959	107.33%
Charges for Services	26,605,078	27,610,199	28,335,592	102.63%	29,468,281	101.44%
Fines and Forfeitures	3,633,616	3,633,616	2,580,256	71.01%	3,330,716	90.77%
Investment Income	1,535,206	1,107,655	1,108,512	100.08%	2,366,197	136.91%
Contributions and Donations	154,514	4,413,287	4,260,093	96.53%	79,756	77.65%
Miscellaneous	1,708,748	2,213,564	2,565,624	115.90%	2,789,337	152.55%
Other Financing Sources	165,000	180,219	1,187,496	658.92%	8,985,093	103.25%
Revenues without Use of Fund Balance	326,892,439	364,978,860	373,833,996	102.43%	342,725,545	104.07%
Use of Fund Balance	41,968,485	50,825,799	-	0.00%	-	0.00%
TOTAL REVENUES	\$ 368,860,924	\$ 415,804,659	\$ 373,833,996	89.91%	\$ 342,725,545	99.22%
Appropriations:						
Board of Commissioners	\$ 1,530,301	\$ 1,494,284	\$ 1,322,373	88.50%	\$ 1,242,132	91.96%
County Administration	1,559,463	1,796,154	1,157,129	64.42%	228,640	31.51%
Financial Services	10,007,377	9,648,199	8,896,674	92.21%	8,703,654	95.98%
Tax Commissioner	15,162,195	15,178,694	14,687,002	96.76%	13,731,368	96.05%
Transportation	25,616,315	25,802,299	24,562,322	95.19%	22,941,091	96.69%
Planning and Development	759,534	2,115,872	1,952,868	92.30%	681,110	93.18%
Police Services	2,965,733	3,043,852	2,663,796	87.51%	2,326,295	91.72%
Corrections	19,535,463	19,431,992	17,999,062	92.63%	17,254,402	97.35%
Community Services	14,705,354	16,329,132	14,927,588	91.42%	12,610,496	95.02%
Community Services Subsidies:						
Atlanta Regional Commission	1,204,895	1,204,895	1,020,380	84.69%	1,003,770	91.64%
Board of Health	1,574,641	1,574,641	1,574,641	100.00%	1,574,641	100.00%
Coalition for Health & Human Services	235,088	235,088	235,088	100.00%	235,088	100.00%
Dept of Family & Children's Services	660,638	660,638	660,638	100.00%	660,638	100.00%
Forestry	8,698	8,698	7,358	84.59%	7,358	84.59%
Gwinnett Sexual Assault Center	-	-	-	-	200,000	100.00%
Indigent Medical	225,000	225,000	-	0.00%	225,000	100.00%
Library In-House Services	1,136,007	1,136,007	867,914	76.40%	771,696	94.95%
Library Subsidy	19,412,926	19,412,926	19,412,926	100.00%	18,610,929	100.00%
Mental Health	793,341	793,341	793,341	100.00%	793,341	100.00%
Total Community Services Subsidies	25,251,234	25,251,234	24,572,286	97.31%	24,082,461	99.45%
Community Services - Elections	11,013,658	16,304,359	13,529,708	82.98%	3,792,941	84.28%
Juvenile Court	8,702,916	10,028,667	9,676,643	96.49%	8,987,680	95.65%
Sheriff	106,922,315	109,728,630	100,086,843	91.21%	96,170,876	93.40%
Clerk of Court	12,123,106	12,402,408	11,656,572	93.99%	10,455,611	89.00%

YTD FINANCIAL REPORT 2020 | GWINNETT COUNTY

General Fund (001)

The General Fund is the primary tax and operating fund for all County revenues and expenditures that are not accounted for in other funds.

	FY 2020				FY 2019	
	2020 Adopted Budget	Current Annual Budget as of 12/31/2020	Actuals YTD as of 12/31/2020	% Actual to Current Budget	Actuals YTD as of 12/31/2019	% Actual to 12/31/2019 Budget
Judiciary	27,447,287	31,226,425	27,397,665	87.74%	28,277,682	95.33%
Probate Court	3,177,490	3,411,592	3,211,886	94.15%	2,884,347	93.66%
District Attorney	18,647,243	18,827,583	17,499,482	92.95%	15,623,066	95.03%
Solicitor General	6,428,565	6,354,629	5,634,464	88.67%	5,227,575	92.71%
Support Services	165,842	165,842	143,626	86.60%	142,735	88.21%
Non-Departmental:						
Contingency	2,434,635	784,064	-	0.00%	-	0.00%
Contribution to Airport	40,000	40,000	40,000	100.00%	1,846,295	100.00%
Contribution to Capital	22,951,335	57,536,847	57,536,847	100.00%	23,932,239	100.00%
Contribution to Local Transit	11,750,000	11,865,000	11,865,000	100.00%	13,087,000	100.00%
Food Insecurity	150,000	150,000	126,179	84.12%	-	-
Grant Match	100,000	100,000	-	0.00%	-	0.00%
Gwinnett Hospital Authority	1,000,000	1,000,000	1,000,000	100.00%	1,000,000	100.00%
Homelessness Initiative	1,000,000	1,000,000	980,000	98.00%	969,593	96.96%
Medical Examiner	1,321,997	1,321,997	1,320,063	99.85%	1,318,948	99.80%
Motor Vehicle Contribution	-	-	-	-	4,926,765	100.00%
Partnership Gwinnett	500,000	500,000	500,000	100.00%	500,000	100.00%
Pauper Burial	150,000	150,000	121,945	81.30%	112,388	56.19%
Reserves - Compensation	3,078,484	3,078,484	-	0.00%	-	0.00%
Reserves - Court Interpreters	775,550	327,903	-	0.00%	-	0.00%
Reserves - Court Reporters	300,000	136,100	-	0.00%	-	0.00%
Reserves - Fuel/Parts	44,000	44,000	-	0.00%	-	0.00%
Reserves - Indigent Defense	6,000,000	1,561,020	-	0.00%	-	-
Reserves - Inmate Housing	25,000	25,000	-	0.00%	-	0.00%
Reserves - Judicial	50,000	50,000	-	0.00%	-	0.00%
Reserves - Pension	200,000	200,000	170,000	85.00%	175,000	87.50%
Reserves - Prisoner Medical	1,670,881	594,746	-	0.00%	-	0.00%
800 MHZ Maintenance	2,802,391	2,802,391	2,498,764	89.17%	2,321,075	89.45%
Other Governmental Agencies	515,000	3,715,000	3,700,604	99.61%	512,153	99.36%
Other Miscellaneous	280,260	280,260	71,486	25.51%	73,377	16.40%
Total Non-Departmental	57,139,533	87,262,812	79,930,888	91.60%	50,774,833	93.72%
TOTAL APPROPRIATIONS	\$ 368,860,924	\$ 415,804,659	\$ 381,508,877	91.75%	\$ 326,138,995	94.42%
Projected Fund Balance December 31	\$ 134,353,483	\$ 125,496,169				
Fund Balance as of Report Date			\$ 168,647,087			

YTD FINANCIAL REPORT 2020 | GWINNETT COUNTY

Development & Enforcement District Fund (104)

The Development and Enforcement Services District Fund is used to account for the revenues and expenditures attributable to the Development and Enforcement Services District. Gwinnett County is responsible for providing short-term planning and code enforcement services within this district. This District includes all properties within unincorporated Gwinnett County.

	FY 2020				FY 2019	
	2020 Adopted Budget	Current Annual Budget as of 12/31/2020	Actuals YTD as of 12/31/2020	% Actual to Current Budget	Actuals YTD as of 12/31/2019	% Actual to 12/31/2019 Budget
Fund Balance January 1	\$ 12,312,320	\$ 12,312,320	\$ 12,312,320			
Revenues:						
Taxes	\$ 7,761,647	\$ 7,761,647	\$ 8,483,416	109.30%	\$ 8,074,223	105.69%
Licenses and Permits	4,273,325	4,273,325	5,127,662	119.99%	4,765,651	120.60%
Intergovernmental	40,000	40,000	59,283	148.21%	58,856	113.82%
Charges for Services	573,700	573,700	767,604	133.80%	833,523	200.48%
Investment Income	165,000	138,165	138,106	99.96%	223,223	136.95%
Miscellaneous	-	-	7,777	-	9,532	-
Other Financing Sources	-	-	-	-	343,728	100.00%
Revenues without Use of Fund Balance	12,813,672	12,786,837	14,583,848	114.05%	14,308,736	113.87%
Use of Fund Balance	3,595,686	4,426,565	-	0.00%	-	0.00%
TOTAL REVENUES	\$ 16,409,358	\$ 17,213,402	\$ 14,583,848	84.72%	\$ 14,308,736	98.58%
Appropriations:						
Planning and Development	\$ 13,527,529	\$ 12,331,573	\$ 11,027,047	89.42%	\$ 10,273,149	87.03%
Non-Departmental:						
Reserves - Compensation	162,496	162,496	-	0.00%	-	0.00%
Reserves - Fuel/Parts	4,000	4,000	-	0.00%	-	0.00%
Non-Departmental D&E	2,715,333	4,715,333	4,629,833	98.19%	2,568,118	96.78%
Total Non-Departmental	2,881,829	4,881,829	4,629,833	94.84%	2,568,118	94.74%
TOTAL APPROPRIATIONS	\$ 16,409,358	\$ 17,213,402	\$ 15,656,880	90.96%	\$ 12,841,267	88.47%
Projected Fund Balance December 31	\$ 8,716,634	\$ 7,885,755				
Fund Balance as of Report Date			\$ 11,239,288			

YTD FINANCIAL REPORT 2020 | GWINNETT COUNTY

Fire and EMS District Fund (102)

The Fire and Emergency Medical Services District Fund is used to account for the revenues and expenditures attributable to the Fire and Emergency Medical Service District. This district includes all properties within unincorporated Gwinnett County and all cities except Loganville. Gwinnett County is responsible for providing fire and emergency medical protection within this district. The City of Loganville operates its own fire department, but residents and businesses will continue to receive county-provided emergency medical services.

	FY 2020				FY 2019	
	2020 Adopted Budget	Current Annual Budget as of 12/31/2020	Actuals YTD as of 12/31/2020	% Actual to Current Budget	Actuals YTD as of 12/31/2019	% Actual to 12/31/2019 Budget
Fund Balance January 1	\$ 68,475,988	\$ 68,475,988	\$ 68,475,988			
Revenues:						
Taxes	\$ 103,868,630	\$ 103,868,630	\$ 112,547,338	108.36%	\$ 106,560,557	104.44%
Licenses and Permits	915,350	915,350	744,914	81.38%	945,764	110.62%
Intergovernmental	680,000	748,225	886,736	118.51%	831,238	120.72%
Charges for Services	15,618,060	15,618,060	14,879,965	95.27%	17,439,125	112.11%
Investment Income	590,000	465,263	458,141	98.47%	923,292	177.90%
Contributions and Donations	-	2,100	2,695	128.33%	13,180	-
Miscellaneous	3,000	3,000	166,813	5,560.43%	176,615	8,830.75%
Other Financing Sources	-	-	518,714	-	3,055,358	100.00%
Revenues without Use of Fund Balance	121,675,040	121,620,628	130,205,316	107.06%	129,945,129	105.90%
Use of Fund Balance	25,190,453	26,652,174	-	0.00%	-	0.00%
TOTAL REVENUES	\$ 146,865,493	\$ 148,272,802	\$ 130,205,316	87.81%	\$ 129,945,129	102.88%
Appropriations:						
Planning and Development	\$ 1,006,747	\$ 1,203,858	\$ 967,143	80.34%	\$ 665,126	92.76%
Fire and Emergency Services	133,938,946	135,149,144	121,872,023	90.18%	110,567,626	95.14%
Non-Departmental:						
Reserves - Compensation	2,087,201	2,087,201	-	0.00%	-	0.00%
Reserves - Fuel/Parts	112,000	112,000	-	0.00%	-	0.00%
Non-Departmental Fire EMS Fund	9,720,599	9,720,599	8,800,599	90.54%	8,093,720	89.79%
Total Non-Departmental	11,919,800	11,919,800	8,800,599	73.83%	8,093,720	86.34%
TOTAL APPROPRIATIONS	\$ 146,865,493	\$ 148,272,802	\$ 131,639,765	88.78%	\$ 119,326,472	94.47%
Projected Fund Balance December 31	\$ 43,285,535	\$ 41,823,814				
Fund Balance as of Report Date			\$ 67,041,539			

YTD FINANCIAL REPORT 2020 | GWINNETT COUNTY

Loganville EMS District Fund (103)

The Loganville Emergency Medical Services District Fund is used to account for the revenues and expenditures attributable to the Loganville Emergency Medical Services District. This district includes all properties within the portion of incorporated Loganville that lie within Gwinnett County. The County is responsible for providing emergency medical services within this district. The majority of expenditures are recorded in the fall based upon the certified property tax digest as outlined in the intergovernmental agreement with the City of Loganville.

	FY 2020				FY 2019	
	2020 Adopted Budget	Current Annual Budget as of 12/31/2020	Actuals YTD as of 12/31/2020	% Actual to Current Budget	Actuals YTD as of 12/31/2019	% Actual to 12/31/2019 Budget
Fund Balance January 1	\$ 689,315	\$ 689,315	\$ 689,315			
Revenues:						
Investment Income	\$ 11,500	\$ 6,607	\$ 5,960	90.21%	\$ 11,998	109.07%
Revenues without Use of Fund Balance	11,500	6,607	5,960	90.21%	11,998	109.07%
Use of Fund Balance	42,669	48,834	-	0.00%	-	0.00%
TOTAL REVENUES	\$ 54,169	\$ 55,441	\$ 5,960	10.75%	\$ 11,998	29.35%
Appropriations:						
Loganville EMS	\$ 54,169	\$ 55,441	\$ 54,775	98.80%	\$ 39,565	96.77%
TOTAL APPROPRIATIONS	\$ 54,169	\$ 55,441	\$ 54,775	98.80%	\$ 39,565	96.77%
Projected Fund Balance December 31	\$ 646,646	\$ 640,481				
Fund Balance as of Report Date			\$ 640,500			

YTD FINANCIAL REPORT 2020 | GWINNETT COUNTY

Police Services District Fund (106)

The Police Services District Fund is used to account for the revenues and expenditures attributable to the Police Services District. This district includes all properties within unincorporated Gwinnett County and cities that do not operate their own police departments (Berkeley Lake, Buford, Grayson, Dacula, Peachtree Corners, Rest Haven, and Sugar Hill). Gwinnett County is responsible for providing police protection within this district.

	FY 2020				FY 2019	
	2020 Adopted Budget	Current Annual Budget as of 12/31/2020	Actuals YTD as of 12/31/2020	% Actual to Current Budget	Actuals YTD as of 12/31/2019	% Actual to 12/31/2019 Budget
Fund Balance January 1	\$ 84,171,262	\$ 84,171,262	\$ 84,171,262			
Revenues:						
Taxes	\$ 69,327,847	\$ 80,148,298	\$ 81,907,506	102.19%	\$ 71,771,320	104.36%
Insurance Premium Taxes	35,494,448	44,685,604	44,685,604	100.00%	42,069,794	100.00%
Licenses and Permits	4,289,700	-	-	-	4,405,934	106.81%
Intergovernmental	287,875	287,875	333,455	115.83%	320,965	112.08%
Charges for Services	1,023,500	1,019,500	1,048,166	102.81%	1,120,023	103.36%
Fines and Forfeitures	7,688,555	7,688,555	5,480,539	71.28%	6,942,190	87.88%
Investment Income	1,000,000	623,844	628,929	100.82%	1,442,484	156.79%
Miscellaneous	305,000	308,000	677,228	219.88%	548,140	172.01%
Other Financing Sources	-	-	2,489	-	1,527,679	100.00%
Revenues without Use of Fund Balance	119,416,925	134,761,676	134,763,916	100.00%	130,148,529	102.48%
Use of Fund Balance	24,803,228	14,506,265	-	0.00%	-	0.00%
TOTAL REVENUES	\$ 144,220,153	\$ 149,267,941	\$ 134,763,916	90.28%	\$ 130,148,529	100.78%
Appropriations:						
Planning and Development	\$ 1,552,958	\$ -	\$ -	-	\$ 1,538,291	93.95%
Police Services	131,307,314	132,526,063	120,760,230	91.12%	109,967,314	91.89%
Recorder's Court	2,139,896	2,230,652	2,133,552	95.65%	2,234,901	98.64%
Solicitor General	749,768	763,614	596,040	78.06%	548,840	78.97%
Clerk of Recorder's Court	1,872,197	1,792,966	1,516,784	84.60%	1,377,959	84.52%
Non-Departmental:						
Reserves - Compensation	2,038,134	2,038,134	-	0.00%	-	0.00%
Reserves - Fuel/Parts	176,000	176,000	-	0.00%	-	0.00%
Other Governmental Agencies	120,636	120,636	-	0.00%	-	0.00%
Non-Departmental Police	4,263,250	9,619,876	7,024,032	73.02%	-	0.00%
Total Non-Departmental	6,598,020	11,954,646	7,024,032	58.76%	-	0.00%
TOTAL APPROPRIATIONS	\$ 144,220,153	\$ 149,267,941	\$ 132,030,638	88.45%	\$ 115,667,305	89.57%
Projected Fund Balance December 31	\$ 59,368,034	\$ 69,664,997				
Fund Balance as of Report Date			\$ 86,904,540			

YTD FINANCIAL REPORT 2020 | GWINNETT COUNTY

Recreation Fund (105)

The Recreation Fund is used to account for the operations and maintenance of County parks and recreational facilities. Financing is provided by a specific property tax levy and miscellaneous revenues including admissions, concessions, and sport activity fees.

	FY 2020				FY 2019	
	2020 Adopted Budget	Current Annual Budget as of 12/31/2020	Actuals YTD as of 12/31/2020	% Actual to Current Budget	Actuals YTD as of 12/31/2019	% Actual to 12/31/2019 Budget
Fund Balance January 1	\$ 21,431,904	\$ 21,431,904	\$ 21,431,904			
Revenues:						
Taxes	\$ 31,585,995	\$ 35,179,952	\$ 35,723,499	101.55%	\$ 33,203,331	104.46%
Intergovernmental	202,637	202,637	242,803	119.82%	235,318	116.22%
Charges for Services	5,005,173	5,005,173	1,163,091	23.24%	4,311,353	88.08%
Investment Income	227,000	145,972	145,232	99.49%	304,355	138.97%
Contributions and Donations	12,900	30,900	13,545	43.83%	348	2.27%
Miscellaneous	2,649,039	2,655,232	1,173,285	44.19%	2,544,128	96.10%
Other Financing Sources	21,930	21,930	35,192	160.47%	21,930	81.43%
Revenues without Use of Fund Balance	39,704,674	43,241,796	38,496,647	89.03%	40,620,763	102.08%
Use of Fund Balance	6,694,817	4,038,097	-	0.00%	-	0.00%
TOTAL REVENUES	\$ 46,399,491	\$ 47,279,893	\$ 38,496,647	81.42%	\$ 40,620,763	89.60%
Appropriations:						
Community Services	\$ 44,399,215	\$ 45,279,617	\$ 37,565,602	82.96%	\$ 38,392,764	89.14%
Support Services	282,916	282,916	179,580	63.47%	168,733	90.97%
Non-Departmental:						
Reserves - Compensation	311,795	311,795	-	0.00%	-	0.00%
Reserves - Fuel/Parts	15,000	15,000	-	0.00%	-	0.00%
Non-Departmental Recreation Fund	1,390,565	1,390,565	1,375,565	98.92%	1,999,873	99.26%
Total Non-Departmental	1,717,360	1,717,360	1,375,565	80.10%	1,999,873	96.15%
TOTAL APPROPRIATIONS	\$ 46,399,491	\$ 47,279,893	\$ 39,120,747	82.74%	\$ 40,561,370	89.47%
Projected Fund Balance December 31	\$ 14,737,087	\$ 17,393,807				
Fund Balance as of Report Date			\$ 20,807,804			

YTD FINANCIAL REPORT 2020 | GWINNETT COUNTY

Economic Development Tax Fund (160)

The Economic Development Tax Fund is used to account for the accumulation of resources to provide funds for financial assistance to the Development Authority of Gwinnett County for economic development purposes in accordance with O.C.G.A. § 48-5-220(20).

	FY 2020				FY 2019	
	2020 Adopted Budget	Current Annual Budget as of 12/31/2020	Actuals YTD as of 12/31/2020	% Actual to Current Budget	Actuals YTD as of 12/31/2019	% Actual to 12/31/2019 Budget
Fund Balance January 1	\$ -	\$ -	\$ -			
Revenues:						
Taxes	\$ -	\$ 10,220,919	\$ 10,148,610	99.29%	\$ -	-
TOTAL REVENUES	\$ -	\$ 10,220,919	\$ 10,148,610	99.29%	\$ -	-
Appropriations:						
Non-Departmental:						
Development Authority Activity	-	780,715	780,715	100.00%	-	-
Total Non-Departmental	-	780,715	780,715	100.00%	-	-
Appropriations without Contribution to Fund Balance	-	780,715	780,715	100.00%	-	-
Contribution to Fund Balance	-	9,440,204	-	0.00%	-	-
TOTAL APPROPRIATIONS	\$ -	\$ 10,220,919	\$ 780,715	7.64%	\$ -	-
Projected Fund Balance December 31	\$ -	\$ 9,440,204				
Fund Balance as of Report Date			\$ 9,367,895			

YTD FINANCIAL REPORT 2020 | GWINNETT COUNTY

Gwinnett Place TAD Fund (165)

The Gwinnett Place TAD Fund is used to account for positive tax increment revenues attributable to the Gwinnett Place Tax Allocation District (TAD). These revenues are used to pay for redevelopment costs that provide substantial public benefit in accordance with the Gwinnett Place Redevelopment Plan. This district includes properties in the Gwinnett Place Community Improvement District which is located in the Gwinnett Place Redevelopment Area at the intersection of I-85 and Pleasant Hill Road in Duluth.

	FY 2020				FY 2019	
	2020 Adopted Budget	Current Annual Budget as of 12/31/2020	Actuals YTD as of 12/31/2020	% Actual to Current Budget	Actuals YTD as of 12/31/2019	% Actual to 12/31/2019 Budget
Fund Balance January 1	\$ 1,734,832	\$ 1,734,832	\$ 1,734,832			
Revenues:						
Taxes	\$ -	\$ 1,211,728	\$ 685,062	56.54%	\$ 846,889	115.82%
TOTAL REVENUES	\$ -	\$ 1,211,728	\$ 685,062	56.54%	\$ 846,889	115.82%
Appropriations:						
Planning and Development	\$ -	\$ -	\$ -	-	\$ -	-
Contribution to Fund Balance	-	1,211,728	-	0.00%	-	0.00%
TOTAL APPROPRIATIONS	\$ -	\$ 1,211,728	\$ -	0.00%	\$ -	0.00%
Projected Fund Balance December 31	\$ 1,734,832	\$ 2,946,560				
Fund Balance as of Report Date			\$ 2,419,894			

YTD FINANCIAL REPORT 2020 | GWINNETT COUNTY

Indian Trail TAD Fund (162)

The Indian Trail TAD Fund is used to account for positive tax increment revenues attributable to the Indian Trail Tax Allocation District (TAD). These revenues are used to pay for redevelopment costs that provide substantial public benefit in accordance with the Indian Trail Redevelopment Plan. The Indian Trail TAD is located in the Gateway85 Gwinnett Community Improvement District at the I-85 and Indian Trail-Lilburn Road interchange adjacent to the city of Norcross.

	FY 2020			% Actual to Current Budget	FY 2019	
	2020 Adopted Budget	Current Annual Budget as of 12/31/2020	Actuals YTD as of 12/31/2020		Actuals YTD as of 12/31/2019	% Actual to 12/31/2019 Budget
Fund Balance January 1	\$ 2,032,503	\$ 2,032,503	\$ 2,032,503			
Revenues:						
Taxes	\$ -	\$ 625,772	\$ 940,769	150.34%	\$ 595,656	104.95%
TOTAL REVENUES	<u>\$ -</u>	<u>\$ 625,772</u>	<u>\$ 940,769</u>	150.34%	<u>\$ 595,656</u>	104.95%
Appropriations:						
Planning and Development	\$ -	\$ -	\$ -	-	\$ -	-
Contribution to Fund Balance	-	625,772	-	0.00%	-	0.00%
TOTAL APPROPRIATIONS	<u>\$ -</u>	<u>\$ 625,772</u>	<u>\$ -</u>	0.00%	<u>\$ -</u>	0.00%
Projected Fund Balance December 31	\$ 2,032,503	\$ 2,658,275				
Fund Balance as of Report Date			\$ 2,973,272			

YTD FINANCIAL REPORT 2020 | GWINNETT COUNTY

Jimmy Carter Boulevard TAD Fund (161)

The Jimmy Carter Boulevard TAD Fund is used to account for positive tax increment revenues attributable to the Jimmy Carter Tax Allocation District (TAD). These revenues are used to pay for redevelopment costs that provide substantial public benefit in accordance with the Jimmy Carter Boulevard Redevelopment Plan. The Jimmy Carter Boulevard TAD is located in the Gateway85 Gwinnett Community Improvement District along the Jimmy Carter Boulevard corridor adjacent to the city of Norcross.

	FY 2020				FY 2019	
	2020 Adopted Budget	Current Annual Budget as of 12/31/2020	Actuals YTD as of 12/31/2020	% Actual to Current Budget	Actuals YTD as of 12/31/2019	% Actual to 12/31/2019 Budget
Fund Balance January 1	\$ 6,141,835	\$ 6,141,835	\$ 6,141,835			
Revenues:						
Taxes	\$ -	\$ 1,824,574	\$ 2,564,678	140.56%	\$ 1,624,390	110.49%
Investment Income	-	-	30,806	-	92,602	-
TOTAL REVENUES	\$ -	\$ 1,824,574	\$ 2,595,484	142.25%	\$ 1,716,992	116.79%
Appropriations:						
Planning and Development	\$ -	\$ -	\$ -	-	\$ -	-
Contribution to Fund Balance	-	1,824,574	-	0.00%	-	0.00%
TOTAL APPROPRIATIONS	\$ -	\$ 1,824,574	\$ -	0.00%	\$ -	0.00%
Projected Fund Balance December 31	\$ 6,141,835	\$ 7,966,409				
Fund Balance as of Report Date			\$ 8,737,319			

YTD FINANCIAL REPORT 2020 | GWINNETT COUNTY

Lake Lucerne TAD Fund (164)

The Lake Lucerne TAD Fund is used to account for positive tax increment revenues attributable to the Lake Lucerne Tax Allocation District (TAD). These revenues are used to pay for redevelopment costs that provide substantial public benefit in accordance with the Lake Lucerne Redevelopment Plan. The Lake Lucerne TAD is located in the Evermore Community Improvement District at the intersection of Highway 78 (Stone Mountain Highway) and Killian Hill Road.

	FY 2020			% Actual to Current Budget	FY 2019	
	2020 Adopted Budget	Current Annual Budget as of 12/31/2020	Actuals YTD as of 12/31/2020		Actuals YTD as of 12/31/2019	% Actual to 12/31/2019 Budget
Fund Balance January 1	\$ 244,534	\$ 244,534	\$ 244,534			
Revenues:						
Taxes	\$ -	\$ 128,358	\$ 130,922	102.00%	\$ 125,099	113.94%
TOTAL REVENUES	\$ -	\$ 128,358	\$ 130,922	102.00%	\$ 125,099	113.94%
Appropriations:						
Planning and Development	\$ -	\$ -	\$ -	-	\$ -	-
Contribution to Fund Balance	-	128,358	-	0.00%	-	0.00%
TOTAL APPROPRIATIONS	\$ -	\$ 128,358	\$ -	0.00%	\$ -	0.00%
Projected Fund Balance December 31	\$ 244,534	\$ 372,892				
Fund Balance as of Report Date			\$ 375,456			

YTD FINANCIAL REPORT 2020 | GWINNETT COUNTY

Park Place TAD Fund (163)

The Park Place TAD Fund is used to account for positive tax increment revenues attributable to the Park Place Tax Allocation District (TAD). These revenues are used to pay for redevelopment costs that provide substantial public benefit in accordance with the Park Place Redevelopment Plan. The Park Place TAD is located in the Evermore Community Improvement District at the intersection of Highway 78 (Stone Mountain Highway) and Rockbridge Road.

	FY 2020				FY 2019	
	2020 Adopted Budget	Current Annual Budget as of 12/31/2020	Actuals YTD as of 12/31/2020	% Actual to Current Budget	Actuals YTD as of 12/31/2019	% Actual to 12/31/2019 Budget
Fund Balance January 1	\$ 940,779	\$ 940,779	\$ 940,779			
Revenues:						
Taxes	\$ -	\$ 1,176,197	\$ 971,150	82.57%	\$ 463,398	116.65%
TOTAL REVENUES	<u>\$ -</u>	<u>\$ 1,176,197</u>	<u>\$ 971,150</u>	82.57%	<u>\$ 463,398</u>	116.65%
Appropriations:						
Planning and Development	\$ -	\$ -	\$ -	-	\$ -	-
Contribution to Fund Balance	-	1,176,197	-	0.00%	-	0.00%
TOTAL APPROPRIATIONS	<u>\$ -</u>	<u>\$ 1,176,197</u>	<u>\$ -</u>	0.00%	<u>\$ -</u>	0.00%
Projected Fund Balance December 31	\$ 940,779	\$ 2,116,976				
Fund Balance as of Report Date			\$ 1,911,929			

YTD FINANCIAL REPORT 2020 | GWINNETT COUNTY

The Exchange at Gwinnett TAD Fund (166)

The Exchange at Gwinnett TAD Fund is used to account for positive tax increment revenues attributable to The Exchange at Gwinnett Tax Allocation District (TAD). These revenues are used to pay for redevelopment costs that abate or eliminate deleterious effects of inadequate infrastructure in accordance with The Exchange at Gwinnett Redevelopment Plan. This district includes properties at the southeast quadrant of the intersection of Interstate 85 and Georgia Highway 20 in the northern portion of the County.

	FY 2020				FY 2019	
	2020 Adopted Budget	Current Annual Budget as of 12/31/2020	Actuals YTD as of 12/31/2020	% Actual to Current Budget	Actuals YTD as of 12/31/2019	% Actual to 12/31/2019 Budget
Fund Balance January 1	\$ -	\$ -	\$ -			
Revenues:						
Taxes	\$ -	\$ 78,000	\$ 338,809	434.37%	\$ -	-
Investment Income	-	-	18,084	-	-	-
Other Financing Sources	-	38,485,000	38,485,000	100.00%	-	-
TOTAL REVENUES	<u>\$ -</u>	<u>\$ 38,563,000</u>	<u>\$ 38,841,893</u>	100.72%	<u>\$ -</u>	-
Appropriations:						
Planning and Development	-	19,062,525	10,720,130	56.24%	-	-
Appropriations without Contribution to Fund Balance	-	19,062,525	10,720,130	56.24%	-	-
Contribution to Fund Balance	-	19,500,475	-	0.00%	-	-
TOTAL APPROPRIATIONS	<u>\$ -</u>	<u>\$ 38,563,000</u>	<u>\$ 10,720,130</u>	27.80%	<u>\$ -</u>	-
Projected Fund Balance December 31	\$ -	\$ 19,500,475				
Fund Balance as of Report Date			\$ 28,121,763			

YTD FINANCIAL REPORT 2020 | GWINNETT COUNTY

The Exchange at Gwinnett TAD Debt Service Fund (966)

The Exchange at Gwinnett TAD Debt Service Fund (966) is used to account for the payment of long-term principal and interest related to redevelopment bonds associated with The Exchange at Gwinnett Tax Allocation District. Debt service payments occur biannually in January and July.

	FY 2020			% Actual to Current Budget	FY 2019	
	2020 Adopted Budget	Current Annual Budget as of 12/31/2020	Actuals YTD as of 12/31/2020		Actuals YTD as of 12/31/2019	% Actual to 12/31/2019 Budget
Fund Balance January 1	\$ -	\$ -	\$ -			
Revenues:						
Investment Income	\$ -	\$ -	\$ 2,082	-	\$ -	-
Other Financing Sources	-	1,389,737	1,389,736	100.00%	-	-
TOTAL REVENUES	<u>\$ -</u>	<u>\$ 1,389,737</u>	<u>\$ 1,391,818</u>	100.15%	<u>\$ -</u>	-
Appropriations:						
Debt Service	\$ -	\$ 1,389,737	\$ 1,389,736	100.00%	\$ -	-
TOTAL APPROPRIATIONS	<u>\$ -</u>	<u>\$ 1,389,737</u>	<u>\$ 1,389,736</u>	100.00%	<u>\$ -</u>	-
Projected Fund Balance December 31	\$ -	\$ -				
Fund Balance as of Report Date			\$ 2,082			

YTD FINANCIAL REPORT 2020 | GWINNETT COUNTY

Speed Hump Fund (003)

The Speed Hump Fund supports the County's speed hump program. Revenues are generated from properties benefiting from existing speed humps for the purpose of maintenance. Charges for Services are collected as special assessment fees in the fourth quarter with property tax collections.

	FY 2020				FY 2019	
	2020 Adopted Budget	Current Annual Budget as of 12/31/2020	Actuals YTD as of 12/31/2020	% Actual to Current Budget	Actuals YTD as of 12/31/2019	% Actual to 12/31/2019 Budget
Fund Balance January 1	\$ 1,038,261	\$ 1,038,261	\$ 1,038,261			
Revenues:						
Charges for Services	\$ 126,408	\$ 126,408	\$ 123,920	98.03%	\$ 125,363	102.76%
Investment Income	19,500	14,590	14,546	99.70%	29,576	155.66%
Revenues without Use of Fund Balance	145,908	140,998	138,466	98.20%	154,939	109.89%
Use of Fund Balance	289,789	291,491	-	0.00%	-	0.00%
TOTAL REVENUES	\$ 435,697	\$ 432,489	\$ 138,466	32.02%	\$ 154,939	37.04%
Appropriations:						
Transportation	\$ 435,697	\$ 432,489	\$ 319,814	73.95%	\$ 355,252	84.92%
TOTAL APPROPRIATIONS	\$ 435,697	\$ 432,489	\$ 319,814	73.95%	\$ 355,252	84.92%
Projected Fund Balance December 31	\$ 748,472	\$ 746,770				
Fund Balance as of Report Date			\$ 856,913			

YTD FINANCIAL REPORT 2020 | GWINNETT COUNTY

Street Lighting Fund (002)

The Street Lighting Fund supports the County's street light program. Revenues are generated from properties benefiting from existing street lights for the purpose of utility payments. Charges for Services are collected as special assessment fees in the fourth quarter with property tax collections.

	FY 2020				FY 2019	
	2020 Adopted Budget	Current Annual Budget as of 12/31/2020	Actuals YTD as of 12/31/2020	% Actual to Current Budget	Actuals YTD as of 12/31/2019	% Actual to 12/31/2019 Budget
Fund Balance January 1	\$ 1,724,246	\$ 1,724,246	\$ 1,724,246			
Revenues:						
Charges for Services	\$ 7,568,042	\$ 8,359,665	\$ 8,100,644	96.90%	\$ 7,358,005	95.49%
Investment Income	13,000	10,524	10,204	96.96%	37,697	418.86%
Miscellaneous	-	-	55,575	-	2,232	-
TOTAL REVENUES	\$ 7,581,042	\$ 8,370,189	\$ 8,166,423	97.57%	\$ 7,397,934	93.16%
Appropriations:						
Transportation	\$ 7,580,514	\$ 8,330,651	\$ 8,181,632	98.21%	\$ 7,930,354	99.86%
Non-Departmental:						
Reserves - Compensation	435	435	-	0.00%	-	-
Total Non-Departmental	435	435	-	0.00%	-	-
Appropriations without Contribution to Fund Balance	7,580,949	8,331,086	8,181,632	98.21%	7,930,354	99.86%
Contribution to Fund Balance	93	39,103	-	0.00%	-	-
TOTAL APPROPRIATIONS	\$ 7,581,042	\$ 8,370,189	\$ 8,181,632	97.75%	\$ 7,930,354	99.86%
Projected Fund Balance December 31	\$ 1,724,339	\$ 1,763,349				
Fund Balance as of Report Date			\$ 1,709,037			

YTD FINANCIAL REPORT 2020 | GWINNETT COUNTY

Authority Imaging Fund (020)

The Authority Imaging Fund accounts for revenues received from fees collected by the Clerk of Superior Court Authority for document printing. These monies must be used for the development, implementation, and maintenance of a state-wide automated information system.

	FY 2020				FY 2019	
	2020 Adopted Budget	Current Annual Budget as of 12/31/2020	Actuals YTD as of 12/31/2020	% Actual to Current Budget	Actuals YTD as of 12/31/2019	% Actual to 12/31/2019 Budget
Fund Balance January 1	\$ 1,984,949	\$ 1,984,949	\$ 1,984,949			
Revenues:						
Charges for Services	\$ 637,382	\$ 637,382	\$ 777,585	122.00%	\$ 673,565	110.95%
Investment Income	2,490	2,490	1,926	77.35%	2,088	103.62%
TOTAL REVENUES	<u>\$ 639,872</u>	<u>\$ 639,872</u>	<u>\$ 779,511</u>	121.82%	<u>\$ 675,653</u>	76.55%
Appropriations:						
Clerk of Court	\$ -	\$ -	\$ -	-	\$ 882,651	100.00%
Appropriations without Contribution to Fund Balance	-	-	-	-	882,651	100.00%
Contribution to Fund Balance	639,872	639,872	-	0.00%	-	-
TOTAL APPROPRIATIONS	<u>\$ 639,872</u>	<u>\$ 639,872</u>	<u>\$ -</u>	0.00%	<u>\$ 882,651</u>	100.00%
Projected Fund Balance December 31	\$ 2,624,821	\$ 2,624,821				
Fund Balance as of Report Date			\$ 2,764,460			

YTD FINANCIAL REPORT 2020 | GWINNETT COUNTY

Corrections Inmate Welfare Fund (085)

The Corrections Inmate Welfare Fund accounts for proceeds received from commissary sales to provide recreational materials for the benefit of the inmates at the Corrections Facility.

	FY 2020				FY 2019	
	2020 Adopted Budget	Current Annual Budget as of 12/31/2020	Actuals YTD as of 12/31/2020	% Actual to Current Budget	Actuals YTD as of 12/31/2019	% Actual to 12/31/2019 Budget
Fund Balance January 1	\$ 544,886	\$ 544,886	\$ 544,886			
Revenues:						
Charges for Services	\$ 118,500	\$ 118,500	\$ 116,196	98.06%	\$ 122,828	109.16%
Miscellaneous	11,700	11,700	7,370	62.99%	14,845	98.97%
TOTAL REVENUES	<u>\$ 130,200</u>	<u>\$ 130,200</u>	<u>\$ 123,566</u>	94.90%	<u>\$ 137,673</u>	107.96%
Appropriations:						
Corrections	\$ 73,755	\$ 73,755	\$ 59,425	80.57%	\$ 9,059	42.50%
Appropriations without Contribution to Fund Balance	73,755	73,755	59,425	80.57%	9,059	42.50%
Contribution to Fund Balance	56,445	56,445	-	0.00%	-	0.00%
TOTAL APPROPRIATIONS	<u>\$ 130,200</u>	<u>\$ 130,200</u>	<u>\$ 59,425</u>	45.64%	<u>\$ 9,059</u>	7.10%
Projected Fund Balance December 31	\$ 601,331	\$ 601,331				
Fund Balance as of Report Date			\$ 609,027			

YTD FINANCIAL REPORT 2020 | GWINNETT COUNTY

Crime Victims Assistance Fund (075)

The Crime Victims Assistance Fund accounts for revenues received from a five percent (5%) charge collected on fines within the Recorders, Juvenile, State, Superior, and Magistrate Courts of Gwinnett County. Revenues are also received from five percent (5%) of fines from municipalities within Gwinnett County. These funds must be used to provide assistance to crime victims. Revenue is split between the Solicitor's and District Attorney's offices.

The Revenue collected is distributed as follows:

- Superior Court Fines - 100% District Attorney
- State Court Fines - 100% Solicitor
- Municipal Recorder's Court - Total less subsidies, if any, with the remainder 35% Solicitor and 65% District Attorney
- Magistrate Court, Recorder's Court, and Juvenile Court - 35% Solicitor and 65% District Attorney
- Interest Earned Dividends - 35% Solicitor and 65% District Attorney

	FY 2020				FY 2019	
	2020 Adopted Budget	Current Annual Budget as of 12/31/2020	Actuals YTD as of 12/31/2020	% Actual to Current Budget	Actuals YTD as of 12/31/2019	% Actual to 12/31/2019 Budget
Fund Balance January 1	\$ 773,159	\$ 773,159	\$ 773,159			
Revenues:						
Fines and Forfeitures	\$ 733,979	\$ 733,979	\$ 560,214	76.33%	\$ 687,189	90.89%
Investment Income	2,500	2,500	1,870	74.80%	7,124	284.96%
Miscellaneous	-	-	943	-	1,366	-
Revenues without Use of Fund Balance	736,479	736,479	563,027	76.45%	695,679	91.71%
Use of Fund Balance	201,408	201,408	-	0.00%	-	0.00%
TOTAL REVENUES	\$ 937,887	\$ 937,887	\$ 563,027	60.03%	\$ 695,679	73.67%
Appropriations:						
District Attorney	\$ 368,150	\$ 368,150	\$ 336,251	91.34%	\$ 327,110	95.59%
Solicitor General	560,201	560,201	444,627	79.37%	447,003	74.24%
Non-Departmental:						
Reserves - Compensation	9,536	9,536	-	0.00%	-	-
Total Non-Departmental	9,536	9,536	-	0.00%	-	-
TOTAL APPROPRIATIONS	\$ 937,887	\$ 937,887	\$ 780,878	83.26%	\$ 774,113	81.98%
Projected Fund Balance December 31	\$ 571,751	\$ 571,751				
Fund Balance as of Report Date			\$ 555,308			

YTD FINANCIAL REPORT 2020 | GWINNETT COUNTY

DA Federal Justice Asset Sharing Fund (080)

The District Attorney Federal Justice Asset Sharing Fund accounts for revenues received from an equitable sharing agreement between the Department of Justice and the Gwinnett County District Attorney for proceeds from confiscations. The law states that any money or property confiscated in this manner shall be used for restricted purposes, and all expenditures are validated against federal and state guidelines.

	FY 2020				FY 2019	
	2020 Adopted Budget	Current Annual Budget as of 12/31/2020	Actuals YTD as of 12/31/2020	% Actual to Current Budget	Actuals YTD as of 12/31/2019	% Actual to 12/31/2019 Budget
Fund Balance January 1	\$ 355,058	\$ 355,058	\$ 355,058			
Revenues:						
Fines and Forfeitures	\$ -	\$ 3,148	\$ 3,148	100.00%	\$ 30,724	100.00%
Revenues without Use of Fund Balance	-	3,148	3,148	100.00%	30,724	100.00%
Use of Fund Balance	175,000	175,000	-	0.00%	-	0.00%
TOTAL REVENUES	<u>\$ 175,000</u>	<u>\$ 178,148</u>	<u>\$ 3,148</u>	1.77%	<u>\$ 30,724</u>	18.32%
Appropriations:						
District Attorney	\$ 175,000	\$ 178,148	\$ 44,067	24.74%	\$ 91,092	54.31%
TOTAL APPROPRIATIONS	<u>\$ 175,000</u>	<u>\$ 178,148</u>	<u>\$ 44,067</u>	24.74%	<u>\$ 91,092</u>	54.31%
Projected Fund Balance December 31	\$ 180,058	\$ 180,058				
Fund Balance as of Report Date			\$ 314,139			

YTD FINANCIAL REPORT 2020 | GWINNETT COUNTY

DA Federal Treasury Asset Sharing Fund (082)

The District Attorney Federal Treasury Asset Sharing Fund (082) accounts for revenues received from an equitable sharing agreement between the Department of Treasury and the Gwinnett County District Attorney for proceeds from confiscations. The law states that any money or property confiscated in this manner shall be used for restricted purposes, and all expenditures are validated against federal and state guidelines.

	FY 2020			% Actual to Current Budget	FY 2019	
	2020 Adopted Budget	Current Annual Budget as of 12/31/2020	Actuals YTD as of 12/31/2020		Actuals YTD as of 12/31/2019	% Actual to 12/31/2019 Budget
Fund Balance January 1	\$ 46,451	\$ 46,451	\$ 46,451			
Revenues:						
Fines and Forfeitures	\$ -	\$ 6,521	\$ 6,521	100.00%	\$ -	-
TOTAL REVENUES	\$ -	\$ 6,521	\$ 6,521	100.00%	\$ -	0.00%
Appropriations:						
District Attorney	\$ -	\$ 6,521	\$ -	0.00%	\$ -	0.00%
TOTAL APPROPRIATIONS	\$ -	\$ 6,521	\$ -	0.00%	\$ -	0.00%
Projected Fund Balance December 31	\$ 46,451	\$ 46,451				
Fund Balance as of Report Date			\$ 52,972			

YTD FINANCIAL REPORT 2020 | GWINNETT COUNTY

E-911 Fund (095)

The E-911 Fund accounts for operations of the E-911 Communications Center. Revenues are primarily received from monthly subscriber fees remitted by wired and wireless telecommunication providers. Expenditures must comply with O.C.G.A., Title 46, Chapter 5, Article 2, Part 4.

	FY 2020				FY 2019	
	2020 Adopted Budget	Current Annual Budget as of 12/31/2020	Actuals YTD as of 12/31/2020	% Actual to Current Budget	Actuals YTD as of 12/31/2019	% Actual to 12/31/2019 Budget
Fund Balance January 1	\$ 30,941,881	\$ 30,941,881	\$ 30,941,881			
Revenues:						
Taxes	\$ -	\$ -	\$ 6,797	-	\$ 5,654	-
Charges for Services	18,114,000	21,016,856	21,728,199	103.38%	24,696,321	111.80%
Investment Income	415,000	308,464	306,763	99.45%	538,026	129.64%
Miscellaneous	-	-	10,936	-	11,478	-
Revenues without Use of Fund Balance	18,529,000	21,325,320	22,052,695	103.41%	25,251,479	112.21%
Use of Fund Balance	8,769,718	5,392,680	-	0.00%	-	0.00%
TOTAL REVENUES	\$ 27,298,718	\$ 26,718,000	\$ 22,052,695	82.54%	\$ 25,251,479	101.22%
Appropriations:						
Police Services	\$ 22,706,465	\$ 21,925,747	\$ 17,237,469	78.62%	\$ 16,183,958	79.05%
Non-Departmental:						
Reserves - Compensation	138,775	138,775	-	0.00%	-	0.00%
Other Governmental Agencies	3,999,440	4,449,274	4,274,255	96.07%	4,099,364	100.00%
Non-Departmental E-911	454,038	204,204	-	0.00%	-	0.00%
Total Non-Departmental	4,592,253	4,792,253	4,274,255	89.19%	4,099,364	91.64%
TOTAL APPROPRIATIONS	\$ 27,298,718	\$ 26,718,000	\$ 21,511,724	80.51%	\$ 20,283,322	81.31%
Projected Fund Balance December 31	\$ 22,172,163	\$ 25,549,201				
Fund Balance as of Report Date			\$ 31,482,852			

YTD FINANCIAL REPORT 2020 | GWINNETT COUNTY

Juvenile Court Supervision Fund (030)

The Juvenile Court Supervision Fund accounts for revenues collected as supervision fees from those who are placed under the courts' formal or informal supervision in order for the court to use those collections toward expenses for specific ancillary services.

	FY 2020				FY 2019	
	2020 Adopted Budget	Current Annual Budget as of 12/31/2020	Actuals YTD as of 12/31/2020	% Actual to Current Budget	Actuals YTD as of 12/31/2019	% Actual to 12/31/2019 Budget
Fund Balance January 1	\$ 195,322	\$ 195,322	\$ 195,322			
Revenues:						
Charges for Services	\$ 55,883	\$ 55,883	\$ 49,024	87.73%	\$ 71,076	101.91%
TOTAL REVENUES	<u>\$ 55,883</u>	<u>\$ 55,883</u>	<u>\$ 49,024</u>	87.73%	<u>\$ 71,076</u>	101.91%
Appropriations:						
Juvenile Court	\$ 39,450	\$ 39,450	\$ 21,954	55.65%	\$ 38,896	90.31%
Appropriations without Contribution to Fund Balance	39,450	39,450	21,954	55.65%	38,896	90.31%
Contribution to Fund Balance	16,433	16,433	-	0.00%	-	0.00%
TOTAL APPROPRIATIONS	<u>\$ 55,883</u>	<u>\$ 55,883</u>	<u>\$ 21,954</u>	39.29%	<u>\$ 38,896</u>	55.77%
Projected Fund Balance December 31	\$ 211,755	\$ 211,755				
Fund Balance as of Report Date			\$ 222,392			

YTD FINANCIAL REPORT 2020 | GWINNETT COUNTY

Police Special Justice Fund (070)

The Police Special Justice Fund accounts for revenues resulting from the U.S. Department of Justice confiscation of money or the sale of property from illegal drug and narcotics activities. The law states that any money or property confiscated in this manner shall be used for restricted purposes, and all expenditures are validated against federal guidelines.

	FY 2020				FY 2019	
	2020 Adopted Budget	Current Annual Budget as of 12/31/2020	Actuals YTD as of 12/31/2020	% Actual to Current Budget	Actuals YTD as of 12/31/2019	% Actual to 12/31/2019 Budget
Fund Balance January 1	\$ 882,278	\$ 882,278	\$ 882,278			
Revenues:						
Fines and Forfeitures	\$ -	\$ 182,010	\$ 182,010	100.00%	\$ 216,129	100.00%
Other Financing Sources	-	-	-	-	69,774	-
Revenues without Use of Fund Balance	-	182,010	182,010	100.00%	285,903	132.28%
Use of Fund Balance	111,000	-	-	-	-	-
TOTAL REVENUES	\$ 111,000	\$ 182,010	\$ 182,010	100.00%	\$ 285,903	132.28%
Appropriations:						
Police Services	\$ 111,000	\$ 111,000	\$ 25,625	23.09%	\$ 51,811	34.96%
Appropriations without Contribution to Fund Balance	111,000	111,000	25,625	23.09%	51,811	34.96%
Contribution to Fund Balance	-	71,010	-	0.00%	-	0.00%
TOTAL APPROPRIATIONS	\$ 111,000	\$ 182,010	\$ 25,625	14.08%	\$ 51,811	23.97%
Projected Fund Balance December 31	\$ 771,278	\$ 953,288				
Fund Balance as of Report Date			\$ 1,038,663			

YTD FINANCIAL REPORT 2020 | GWINNETT COUNTY

Police Special State Fund (072)

The Police Special State Fund accounts for revenues resulting from the State of Georgia's confiscation of money or the sale of property from illegal drug and narcotics activities. The law states that any money or property confiscated in this manner shall be used for restricted purposes, and all expenditures are validated against state guidelines.

	FY 2020				FY 2019	
	2020 Adopted Budget	Current Annual Budget as of 12/31/2020	Actuals YTD as of 12/31/2020	% Actual to Current Budget	Actuals YTD as of 12/31/2019	% Actual to 12/31/2019 Budget
Fund Balance January 1	\$ 1,344,527	\$ 1,344,527	\$ 1,344,527			
Revenues:						
Fines and Forfeitures	\$ -	\$ 441,005	\$ 441,005	100.00%	\$ 154,760	100.00%
Miscellaneous	-	-	-	-	22	-
Revenues without Use of Fund Balance	-	441,005	441,005	100.00%	154,782	100.01%
Use of Fund Balance	951,334	510,329	-	0.00%	-	0.00%
TOTAL REVENUES	<u>\$ 951,334</u>	<u>\$ 951,334</u>	<u>\$ 441,005</u>	46.36%	<u>\$ 154,782</u>	9.62%
Appropriations:						
Police Services	\$ 951,334	\$ 951,334	\$ 485,912	51.08%	\$ 1,487,304	92.40%
TOTAL APPROPRIATIONS	<u>\$ 951,334</u>	<u>\$ 951,334</u>	<u>\$ 485,912</u>	51.08%	<u>\$ 1,487,304</u>	92.40%
Projected Fund Balance December 31	\$ 393,193	\$ 834,198				
Fund Balance as of Report Date			\$ 1,299,620			

YTD FINANCIAL REPORT 2020 | GWINNETT COUNTY

Sheriff Inmate Fund (090)

The Sheriff Inmate Fund accounts for proceeds received from commissary sales to provide materials and services for the benefit of the inmates at the Detention Center.

	FY 2020			% Actual to Current Budget	FY 2019	
	2020 Adopted Budget	Current Annual Budget as of 12/31/2020	Actuals YTD as of 12/31/2020		Actuals YTD as of 12/31/2019	% Actual to 12/31/2019 Budget
Fund Balance January 1	\$ 3,809,254	\$ 3,809,254	\$ 3,809,254			
Revenues:						
Charges for Services	\$ 715,330	\$ 715,330	\$ 783,323	109.51%	\$ 747,536	86.06%
Investment Income	-	-	42,320	-	67,540	-
TOTAL REVENUES	<u>\$ 715,330</u>	<u>\$ 715,330</u>	<u>\$ 825,643</u>	115.42%	<u>\$ 815,076</u>	93.84%
Appropriations:						
Sheriff	\$ 652,500	\$ 652,500	\$ 415,099	63.62%	\$ 562,476	68.62%
Appropriations without Contribution to Fund Balance	652,500	652,500	415,099	63.62%	562,476	68.62%
Contribution to Fund Balance	62,830	62,830	-	0.00%	-	0.00%
TOTAL APPROPRIATIONS	<u>\$ 715,330</u>	<u>\$ 715,330</u>	<u>\$ 415,099</u>	58.03%	<u>\$ 562,476</u>	64.76%
Projected Fund Balance December 31	\$ 3,872,084	\$ 3,872,084				
Fund Balance as of Report Date			\$ 4,219,798			

YTD FINANCIAL REPORT 2020 | GWINNETT COUNTY

Sheriff Special Justice Fund (065)

The Sheriff Special Justice Fund accounts for revenues resulting from the U.S. Department of Justice confiscation of money or the sale of property from illegal drug and narcotics activities. The law states that any money or property confiscated in this manner shall be used for restricted purposes, and all expenditures are validated against federal guidelines.

	FY 2020				FY 2019	
	2020 Adopted Budget	Current Annual Budget as of 12/31/2020	Actuals YTD as of 12/31/2020	% Actual to Current Budget	Actuals YTD as of 12/31/2019	% Actual to 12/31/2019 Budget
Fund Balance January 1	\$ 458,866	\$ 458,866	\$ 458,866			
Revenues:						
Fines and Forfeitures	\$ -	\$ 125,850	\$ 125,850	100.00%	\$ 130,124	100.00%
Miscellaneous	-	-	3,245	-	-	-
Other Financing Sources	-	-	-	-	3,660	-
Revenues without Use of Fund Balance	-	125,850	129,095	102.58%	133,784	102.81%
Use of Fund Balance	200,000	200,000	-	0.00%	-	0.00%
TOTAL REVENUES	\$ 200,000	\$ 325,850	\$ 129,095	39.62%	\$ 133,784	58.14%
Appropriations:						
Sheriff	\$ 200,000	\$ 325,850	\$ 218,643	67.10%	\$ 102,663	44.61%
TOTAL APPROPRIATIONS	\$ 200,000	\$ 325,850	\$ 218,643	67.10%	\$ 102,663	44.61%
Projected Fund Balance December 31	\$ 258,866	\$ 258,866				
Fund Balance as of Report Date			\$ 369,318			

YTD FINANCIAL REPORT 2020 | GWINNETT COUNTY

Sheriff Special Treasury Fund (066)

The Sheriff Special Treasury Fund accounts for revenues resulting from the U.S. Department of Treasury confiscation of money or the sale of property from illegal drug and narcotics activities. The law states that any money or property confiscated in this manner shall be used for restricted purposes, and all expenditures are validated against federal guidelines.

	FY 2020				FY 2019	
	2020 Adopted Budget	Current Annual Budget as of 12/31/2020	Actuals YTD as of 12/31/2020	% Actual to Current Budget	Actuals YTD as of 12/31/2019	% Actual to 12/31/2019 Budget
Fund Balance January 1	\$ 341,787	\$ 341,787	\$ 341,787			
Revenues:						
Fines and Forfeitures	\$ -	\$ 97,516	\$ 97,516	100.00%	\$ 11,549	100.00%
Other Financing Sources	-	-	-	-	7,098	-
Revenues without Use of Fund Balance	-	97,516	97,516	100.00%	18,647	161.46%
Use of Fund Balance	200,000	200,000	-	0.00%	-	0.00%
TOTAL REVENUES	\$ 200,000	\$ 297,516	\$ 97,516	32.78%	\$ 18,647	11.54%
Appropriations:						
Sheriff	\$ 200,000	\$ 297,516	\$ 131,677	44.26%	\$ 146,248	90.53%
TOTAL APPROPRIATIONS	\$ 200,000	\$ 297,516	\$ 131,677	44.26%	\$ 146,248	90.53%
Projected Fund Balance December 31	\$ 141,787	\$ 141,787				
Fund Balance as of Report Date			\$ 307,626			

YTD FINANCIAL REPORT 2020 | GWINNETT COUNTY

Sheriff Special State Fund (067)

The Sheriff Special State Fund accounts for revenues resulting from the State of Georgia's confiscation of money or the sale of property from illegal drug and narcotics activities. The law states that any money or property confiscated in this manner shall be used for restricted purposes, and all expenditures are validated against federal guidelines.

	FY 2020				FY 2019	
	2020 Adopted Budget	Current Annual Budget as of 12/31/2020	Actuals YTD as of 12/31/2020	% Actual to Current Budget	Actuals YTD as of 12/31/2019	% Actual to 12/31/2019 Budget
Fund Balance January 1	\$ 346,807	\$ 346,807	\$ 346,807			
Revenues:						
Fines and Forfeitures	\$ -	\$ 4,878	\$ 4,878	100.00%	\$ 35,406	100.00%
Investment Income	-	-	345	-	395	-
Revenues without Use of Fund Balance	-	4,878	5,223	107.07%	35,801	101.12%
Use of Fund Balance	200,000	200,000	-	0.00%	-	0.00%
TOTAL REVENUES	\$ 200,000	\$ 204,878	\$ 5,223	2.55%	\$ 35,801	26.44%
Appropriations:						
Sheriff	\$ 200,000	\$ 204,878	\$ 24,676	12.04%	\$ 94,213	69.58%
TOTAL APPROPRIATIONS	\$ 200,000	\$ 204,878	\$ 24,676	12.04%	\$ 94,213	69.58%
Projected Fund Balance December 31	\$ 146,807	\$ 146,807				
Fund Balance as of Report Date			\$ 327,354			

YTD FINANCIAL REPORT 2020 | GWINNETT COUNTY

Stadium Fund (055)

The Stadium Fund accumulates stadium-related revenues in order to pay debt service on the Stadium construction bonds and insurance expenditures. Motor vehicle rental excise taxes are received one month in arrears. Intergovernmental revenue is realized in the form of a one-time annual payment from the Gwinnett Convention and Visitors Bureau in January. Charges for Services revenues from ticket sales, parking, rental fees, and naming rights are received in April, June, and October. Debt service payments occur biannually in January and July.

	FY 2020				FY 2019	
	2020 Adopted Budget	Current Annual Budget as of 12/31/2020	Actuals YTD as of 12/31/2020	% Actual to Current Budget	Actuals YTD as of 12/31/2019	% Actual to 12/31/2019 Budget
Fund Balance January 1	\$ 2,508,407	\$ 2,508,407	\$ 2,508,407			
Revenues:						
Taxes	\$ 880,425	\$ 722,342	\$ 837,376	115.93%	\$ 936,302	107.01%
Intergovernmental	400,000	400,000	400,000	100.00%	400,000	100.00%
Charges for Services	1,117,188	1,117,188	688,899	61.66%	1,067,429	98.98%
Investment Income	-	-	6,636	-	20,167	-
TOTAL REVENUES	<u>\$ 2,397,613</u>	<u>\$ 2,239,530</u>	<u>\$ 1,932,911</u>	86.31%	<u>\$ 2,423,898</u>	102.99%
Appropriations:						
Stadium Operations	\$ 2,127,790	\$ 2,119,095	\$ 2,119,020	100.00%	\$ 2,079,516	100.00%
Appropriations without Contribution to Fund Balance	2,127,790	2,119,095	2,119,020	100.00%	2,079,516	100.00%
Contribution to Fund Balance	269,823	120,435	-	0.00%	-	0.00%
TOTAL APPROPRIATIONS	<u>\$ 2,397,613</u>	<u>\$ 2,239,530</u>	<u>\$ 2,119,020</u>	94.62%	<u>\$ 2,079,516</u>	88.36%
Projected Fund Balance December 31	\$ 2,778,230	\$ 2,628,842				
Fund Balance as of Report Date			\$ 2,322,298			

YTD FINANCIAL REPORT 2020 | GWINNETT COUNTY

Tree Bank Fund (040)

This fund accounts for activities related to the Gwinnett County Buffer, Landscape and Tree Ordinance. During the permitting process, the developer has the option to pay money when the required tree density units cannot be met on site. The monies collected must be used by the Department of Planning and Development, Community Services and/or Support Services for the planting of trees at parks, greenways, fire stations, and libraries within the same commission district in which the development is located or within five miles of such district. Alternate planning locations may be approved by the Director of the Department of Planning and Development. Expenditures for this fund occur as projects are identified and approved.

	FY 2020				FY 2019	
	2020 Adopted Budget	Current Annual Budget as of 12/31/2020	Actuals YTD as of 12/31/2020	% Actual to Current Budget	Actuals YTD as of 12/31/2019	% Actual to 12/31/2019 Budget
Fund Balance January 1	\$ 329,409	\$ 329,409	\$ 329,409			
Revenues:						
Licenses and Permits	\$ 15,000	\$ 15,000	\$ 54,200	361.33%	\$ 904	9.04%
Revenues without Use of Fund Balance	15,000	15,000	54,200	361.33%	904	9.04%
Use of Fund Balance	5,000	5,000	-	0.00%	-	0.00%
TOTAL REVENUES	<u>\$ 20,000</u>	<u>\$ 20,000</u>	<u>\$ 54,200</u>	271.00%	<u>\$ 904</u>	4.52%
Appropriations:						
Planning and Development	\$ 20,000	\$ 20,000	\$ -	0.00%	\$ -	0.00%
TOTAL APPROPRIATIONS	<u>\$ 20,000</u>	<u>\$ 20,000</u>	<u>\$ -</u>	0.00%	<u>\$ -</u>	0.00%
Projected Fund Balance December 31	\$ 324,409	\$ 324,409				
Fund Balance as of Report Date			\$ 383,609			

YTD FINANCIAL REPORT 2020 | GWINNETT COUNTY

Tourism Fund (050)

The Tourism Fund accounts for the collection and disbursement of hotel/motel tax revenue in accordance with state law which includes debt service payments for the Infinite Energy Center and parking facility. Hotel-Motel taxes are receipted one month in arrears. Other expenses associated with this fund are quarterly payments to the Gwinnett Convention and Visitors Bureau per a management agreement. Debt service payments occur biannually in March and September.

	FY 2020				FY 2019	
	2020 Adopted Budget	Current Annual Budget as of 12/31/2020	Actuals YTD as of 12/31/2020	% Actual to Current Budget	Actuals YTD as of 12/31/2019	% Actual to 12/31/2019 Budget
Fund Balance January 1	\$ 7,458,075	\$ 7,458,075	\$ 7,458,075			
Revenues:						
Taxes	\$ 11,806,390	\$ 7,014,343	\$ 6,851,938	97.68%	\$ 12,059,181	100.01%
Charges for Services	150	150	-	0.00%	4,237	4,237.00%
Investment Income	-	-	30,550	-	112,146	-
Other Financing Sources	-	-	33,000,000	-	-	-
Revenues without Use of Fund Balance	11,806,540	7,014,493	39,882,488	568.57%	12,175,564	100.98%
Use of Fund Balance	997,594	6,172,837	-	0.00%	-	0.00%
TOTAL REVENUES	\$ 12,804,134	\$ 13,187,330	\$ 39,882,488	302.43%	\$ 12,175,564	90.56%
Appropriations:						
Facility Debt	\$ 8,707,442	\$ 8,707,442	\$ 8,707,442	100.00%	\$ 8,967,214	100.00%
Tourism	4,096,692	4,479,888	4,474,351	99.88%	3,983,926	88.98%
TOTAL APPROPRIATIONS	\$ 12,804,134	\$ 13,187,330	\$ 13,181,793	99.96%	\$ 12,951,140	96.33%
Projected Fund Balance December 31	\$ 6,460,481	\$ 1,285,238				
Fund Balance as of Report Date			\$ 34,158,770			

YTD FINANCIAL REPORT 2020 | GWINNETT COUNTY

Airport Operating Fund (520)

The Airport Operating Fund accounts for the operation and maintenance of the County airport, Briscoe Field.

	FY 2020				FY 2019	
	2020 Adopted Budget	Current Annual Budget as of 12/31/2020	Actuals YTD as of 12/31/2020	% Actual to Current Budget	Actuals YTD as of 12/31/2019	% Actual to 12/31/2019 Budget
Net Position January 1	\$ 795,063	\$ 795,063	\$ 795,063			
Revenues:						
Charges for Services	\$ 160,000	\$ 160,000	\$ 141,241	88.28%	\$ 206,095	128.81%
Investment Income	-	-	1,163	-	5,577	-
Miscellaneous	1,140,000	1,154,400	814,175	70.53%	814,979	71.49%
Other Financing Sources	40,000	40,000	40,000	100.00%	1,846,295	100.00%
Revenues without Use of Net Position	1,340,000	1,354,400	996,579	73.58%	2,872,946	91.31%
Use of Net Position	164,424	152,410	-	0.00%	-	-
TOTAL REVENUES	\$ 1,504,424	\$ 1,506,810	\$ 996,579	66.14%	\$ 2,872,946	91.31%
Appropriations:						
Transportation*	\$ 1,496,768	\$ 1,499,154	\$ 1,121,173	74.79%	\$ 2,927,691	98.97%
Non-Departmental:						
Reserves - Compensation	6,656	6,656	-	0.00%	-	-
Reserves - Fuel/Parts	1,000	1,000	-	0.00%	-	0.00%
Total Non-Departmental	7,656	7,656	-	0.00%	-	0.00%
TOTAL APPROPRIATIONS	\$ 1,504,424	\$ 1,506,810	\$ 1,121,173	74.41%	\$ 2,927,691	93.05%
Projected Net Position December 31	\$ 630,639	\$ 642,653				
Net Position as of Report Date			\$ 670,469			

* Includes amounts transferred to the renewal and extension fund for capital improvement purposes.

YTD FINANCIAL REPORT 2020 | GWINNETT COUNTY

Economic Development Operating Fund (530)

The Economic Development Operating Fund supports debt service and operations related to economic development. Debt service payments occur biannually in March and September.

	FY 2020				FY 2019	
	2020 Adopted Budget	Current Annual Budget as of 12/31/2020	Actuals YTD as of 12/31/2020	% Actual to Current Budget	Actuals YTD as of 12/31/2019	% Actual to 12/31/2019 Budget
Net Position January 1	\$ 3,307,026	\$ 3,307,026	\$ 3,307,026			
Revenues:						
Investment Income	\$ -	\$ -	\$ 7,916	-	\$ 13,308	-
Miscellaneous	3,958,869	3,958,869	2,096,481	52.96%	2,860,502	54.41%
Other Financing Sources	-	-	-	-	3,450,000	-
Revenues without Use of Net Position	3,958,869	3,958,869	2,104,397	53.16%	6,323,810	120.29%
Use of Net Position	1,467,753	1,498,634	-	0.00%	-	0.00%
TOTAL REVENUES	\$ 5,426,622	\$ 5,457,503	\$ 2,104,397	38.56%	\$ 6,323,810	120.19%
Appropriations:						
Non-Departmental:						
Economic Development Activity	5,426,622	5,457,503	4,468,935	81.89%	4,883,462	92.82%
Total Non-Departmental	5,426,622	5,457,503	4,468,935	81.89%	4,883,462	92.82%
TOTAL APPROPRIATIONS	\$ 5,426,622	\$ 5,457,503	\$ 4,468,935	81.89%	\$ 4,883,462	92.82%
Projected Net Position December 31	\$ 1,839,273	\$ 1,808,392				
Net Position as of Report Date			\$ 942,488			

YTD FINANCIAL REPORT 2020 | GWINNETT COUNTY

Local Transit Operating Fund (515)

The Local Transit Operating Fund accounts for the operation and maintenance of the Transit System. Revenues are received from fares and a contribution from the General Fund.

	FY 2020				FY 2019	
	2020 Adopted Budget	Current Annual Budget as of 12/31/2020	Actuals YTD as of 12/31/2020	% Actual to Current Budget	Actuals YTD as of 12/31/2019	% Actual to 12/31/2019 Budget
Net Position January 1	\$ 6,203,932	\$ 6,203,932	\$ 6,203,932			
Revenues:						
Charges for Services	\$ 3,957,534	\$ 3,957,534	\$ 1,135,016	28.68%	\$ 3,624,918	110.48%
Investment Income	190,000	190,000	92,581	48.73%	163,173	102.62%
Miscellaneous	20,000	20,000	5,223	26.12%	35,525	-
Other Financing Sources	11,750,000	11,865,000	11,865,078	100.00%	13,087,000	100.00%
Revenues without Use of Net Position	15,917,534	16,032,534	13,097,898	81.70%	16,910,616	102.32%
Use of Net Position	791,340	773,651	-	0.00%	-	0.00%
TOTAL REVENUES	\$ 16,708,874	\$ 16,806,185	\$ 13,097,898	77.93%	\$ 16,910,616	94.79%
Appropriations:						
Transportation*	\$ 16,700,039	\$ 16,797,350	\$ 8,082,698	48.12%	\$ 17,021,547	95.41%
Non-Departmental:						
Reserves - Compensation	8,835	8,835	-	0.00%	-	-
Total Non-Departmental	8,835	8,835	-	0.00%	-	-
TOTAL APPROPRIATIONS	\$ 16,708,874	\$ 16,806,185	\$ 8,082,698	48.09%	\$ 17,021,547	95.41%
Projected Net Position December 31	\$ 5,412,592	\$ 5,430,281				
Net Position as of Report Date			\$ 11,219,132			

* Includes amounts transferred to the renewal and extension fund for capital improvement purposes.

YTD FINANCIAL REPORT 2020 | GWINNETT COUNTY

Solid Waste Operating Fund (595)

The Solid Waste Operating Fund accounts for the operations as provided in the Solid Waste Collection and Disposal Services Ordinance. Tax revenues are received quarterly from non-exclusive franchise fees paid by commercial waste haulers. Residential service fees are paid by homeowners in unincorporated Gwinnett County and reported as Charges for Services.

	FY 2020				FY 2019	
	2020 Adopted Budget	Current Annual Budget as of 12/31/2020	Actuals YTD as of 12/31/2020	% Actual to Current Budget	Actuals YTD as of 12/31/2019	% Actual to 12/31/2019 Budget
Net Position January 1	\$ 27,510,861	\$ 27,510,861	\$ 27,510,861			
Revenues:						
Taxes	\$ 775,000	\$ 775,000	\$ 940,403	121.34%	\$ 1,008,084	130.08%
Charges for Services	41,351,452	41,626,800	41,858,750	100.56%	39,444,588	97.05%
Investment Income	850,000	713,610	701,937	98.36%	1,303,420	157.99%
Miscellaneous	100	100	1,091	1,091.00%	1,415	943.33%
Revenues without Use of Net Position	42,976,552	43,115,510	43,502,181	100.90%	41,757,507	98.85%
Use of Net Position	-	409,464	-	0.00%	-	-
TOTAL REVENUES	<u>\$ 42,976,552</u>	<u>\$ 43,524,974</u>	<u>\$ 43,502,181</u>	99.95%	<u>\$ 41,757,507</u>	98.85%
Appropriations:						
Support Services	\$ 40,797,294	\$ 43,506,721	\$ 42,449,815	97.57%	\$ 38,298,390	97.60%
Non-Departmental:						
Reserves - Compensation	18,253	18,253	-	0.00%	-	0.00%
Total Non-Departmental	<u>18,253</u>	<u>18,253</u>	<u>-</u>	0.00%	<u>-</u>	0.00%
Appropriations without Working Capital Reserve	40,815,547	43,524,974	42,449,815	97.53%	38,298,390	97.57%
Working Capital Reserve	2,161,005	-	-	-	-	0.00%
TOTAL APPROPRIATIONS	<u>\$ 42,976,552</u>	<u>\$ 43,524,974</u>	<u>\$ 42,449,815</u>	97.53%	<u>\$ 38,298,390</u>	90.66%
Projected Net Position December 31	\$ 29,671,866	\$ 27,101,397				
Net Position as of Report Date			\$ 28,563,227			

Payments to Haulers is included in the Support Services expense line item.

YTD FINANCIAL REPORT 2020 | GWINNETT COUNTY

Stormwater Operating Fund (590)

This fund supports the operation, maintenance, and capital improvement of the County's stormwater system. Charges for services are calculated based on the impervious surface of a parcel of land and are collected in the fourth quarter with property tax collections.

	FY 2020				FY 2019	
	2020 Adopted Budget	Current Annual Budget as of 12/31/2020	Actuals YTD as of 12/31/2020	% Actual to Current Budget	Actuals YTD as of 12/31/2019	% Actual to 12/31/2019 Budget
Net Position January 1	\$ 10,533,286	\$ 10,533,286	\$ 10,533,286			
Revenues:						
Charges for Services	\$ 30,186,728	\$ 30,186,728	\$ 29,118,090	96.46%	\$ 29,340,653	98.92%
Investment Income	330,000	96,228	76,848	79.86%	319,553	77.00%
Miscellaneous	20,000	129,197	5,235	4.05%	8,190	40.95%
Revenues without Use of Net Position	30,536,728	30,412,153	29,200,173	96.01%	29,668,396	98.58%
Use of Net Position	75,297	122,581	-	0.00%	-	0.00%
TOTAL REVENUES	\$ 30,612,025	\$ 30,534,734	\$ 29,200,173	95.63%	\$ 29,668,396	69.78%
Appropriations:						
Planning and Development	\$ 979,087	\$ 1,025,631	\$ 1,017,634	99.22%	\$ 865,009	87.00%
Water Resources*	29,478,244	29,354,409	27,354,773	93.19%	40,600,253	98.00%
Non-Departmental:						
Reserves - Compensation	114,694	114,694	-	0.00%	-	0.00%
Reserves - Fuel/Parts	10,000	10,000	-	0.00%	-	0.00%
Non-Departmental Stormwater	30,000	30,000	-	0.00%	-	0.00%
Total Non-Departmental	154,694	154,694	-	0.00%	-	0.00%
TOTAL APPROPRIATIONS	\$ 30,612,025	\$ 30,534,734	\$ 28,372,407	92.92%	\$ 41,465,262	97.53%
Projected Net Position December 31	\$ 10,457,989	\$ 10,410,705				
Net Position as of Report Date			\$ 11,361,052			

* Includes amounts transferred to the renewal and extension fund for capital improvement purposes.

YTD FINANCIAL REPORT 2020 | GWINNETT COUNTY

Water and Sewer Operating Fund (501)

This fund supports the operation, maintenance, and capital improvement of the water and sewer system. Revenues are received from monthly usage bills, connections fees, and development charges.

	FY 2020				FY 2019	
	2020 Adopted Budget	Current Annual Budget as of 12/31/2020	Actuals YTD as of 12/31/2020	% Actual to Current Budget	Actuals YTD as of 12/31/2019	% Actual to 12/31/2019 Budget
Net Position January 1	\$ 133,041,825	\$ 133,041,825	\$ 133,041,825			
Revenues:						
Intergovernmental	\$ -	\$ -	\$ 24,202	-	\$ -	-
Charges for Services	347,175,348	347,375,348	336,325,246	96.82%	336,029,850	102.84%
Investment Income	1,000,000	1,467,749	1,446,170	98.53%	3,039,681	101.32%
Contributions and Donations	17,802,232	17,802,232	26,753,267	150.28%	23,926,827	99.70%
Miscellaneous	50,000	69,069	530,213	767.66%	280,956	-
Other Financing Sources	-	-	22,487	-	-	-
Revenues without Use of Net Position	366,027,580	366,714,398	365,101,585	99.56%	363,277,314	102.69%
Use of Net Position	20,533,081	20,026,154	-	0.00%	-	0.00%
TOTAL REVENUES	\$ 386,560,661	\$ 386,740,552	\$ 365,101,585	94.40%	\$ 363,277,314	91.04%
Appropriations:						
Planning and Development	\$ 1,021,277	\$ 925,809	\$ 858,280	92.71%	\$ 961,069	97.66%
Water Resources*	384,747,081	385,022,440	368,868,140	95.80%	385,631,992	96.92%
Non-Departmental:						
Reserves - Compensation	677,303	677,303	-	0.00%	-	0.00%
Reserves - Fuel/Parts	65,000	65,000	-	0.00%	-	0.00%
Non-Departmental Water Resources	50,000	50,000	-	0.00%	-	0.00%
Total Non-Departmental	792,303	792,303	-	0.00%	-	0.00%
TOTAL APPROPRIATIONS	\$ 386,560,661	\$ 386,740,552	\$ 369,726,420	95.60%	\$ 386,593,061	96.89%
Projected Net Position December 31	\$ 112,508,744	\$ 113,015,671				
Net Position as of Report Date			\$ 128,416,990			

* Includes amounts transferred to the renewal and extension fund for capital improvement purposes.

YTD FINANCIAL REPORT 2020 | GWINNETT COUNTY

Administrative Support Fund (665)

The Administrative Support Fund accounts for the activities of all central support departments: County Administration (excluding the County Clerk, Community Outreach, Economic Development, Gwinnett Clean and Beautiful, and Internal Audit), Financial Services (excluding the Tax Assessor), Human Resources, Information Technology Services, Law, and Support Services. These activities are funded by indirect cost charges to all other funds receiving benefits.

	FY 2020				FY 2019	
	2020 Adopted Budget	Current Annual Budget as of 12/31/2020	Actuals YTD as of 12/31/2020	% Actual to Current Budget	Actuals YTD as of 12/31/2019	% Actual to 12/31/2019 Budget
Net Position January 1	\$ 8,577,368	\$ 8,577,368	\$ 8,577,368			
Revenues:						
Charges for Services	\$ 86,330,120	\$ 90,941,492	\$ 82,137,836	90.32%	\$ 67,279,116	89.85%
Investment Income	160,000	160,000	198,011	123.76%	300,472	178.85%
Miscellaneous	243,438	243,438	380,146	156.16%	437,689	179.70%
Revenues without Use of Net Position	86,733,558	91,344,930	82,715,993	90.55%	68,017,277	90.34%
Use of Net Position	458,131	-	-	-	-	0.00%
TOTAL REVENUES	\$ 87,191,689	\$ 91,344,930	\$ 82,715,993	90.55%	\$ 68,017,277	88.26%
Appropriations:						
County Administration	\$ 5,746,408	\$ 5,596,005	\$ 4,841,836	86.52%	\$ 4,564,829	91.81%
Financial Services	11,531,257	11,359,083	10,583,569	93.17%	9,782,943	92.34%
Human Resources	4,571,076	4,452,142	3,825,010	85.91%	3,831,900	87.49%
Information Technology Services	44,316,813	43,540,350	38,506,337	88.44%	34,698,640	88.36%
Law	2,766,292	2,843,923	2,788,416	98.05%	2,635,687	97.78%
Support Services	16,627,565	16,498,081	14,499,648	87.89%	13,029,389	92.50%
Non-Departmental:						
Reserves - Fuel/Parts	3,000	3,000	-	0.00%	-	0.00%
Non-Departmental Admin Support	1,629,278	1,629,278	632,457	38.82%	912,945	85.47%
Total Non-Departmental	1,632,278	1,632,278	632,457	38.75%	912,945	85.15%
Appropriations without Working Capital Reserve	87,191,689	85,921,862	75,677,273	88.08%	69,456,333	90.12%
Working Capital Reserve	-	5,423,068	-	0.00%	-	-
TOTAL APPROPRIATIONS	\$ 87,191,689	\$ 91,344,930	\$ 75,677,273	82.85%	\$ 69,456,333	90.12%
Projected Net Position December 31	\$ 8,119,237	\$ 14,000,436				
Net Position as of Report Date			\$ 15,616,088			

YTD FINANCIAL REPORT 2020 | GWINNETT COUNTY

Auto Liability Fund (606)

The Auto Liability Fund accounts for all financial transactions related to the County's property, liability and casualty insurance coverage on vehicles. Revenues are contributions from other Gwinnett County funds and are based on the number of employees and actual third party automobile claims for County vehicles only.

	FY 2020			% Actual to Current Budget	FY 2019	
	2020 Adopted Budget	Current Annual Budget as of 12/31/2020	Actuals YTD as of 12/31/2020		Actuals YTD as of 12/31/2019	% Actual to 12/31/2019 Budget
Net Position January 1	\$ 657,990	\$ 657,990	\$ 657,990			
Revenues:						
Charges for Services	\$ 2,250,000	\$ 2,250,000	\$ 2,250,000	100.00%	\$ 1,750,000	100.00%
Investment Income	44,000	44,000	48,445	110.10%	69,911	148.75%
Revenues without Use of Net Position	2,294,000	2,294,000	2,298,445	100.19%	1,819,911	101.27%
Use of Net Position	54,934	39,521	-	0.00%	-	0.00%
TOTAL REVENUES	\$ 2,348,934	\$ 2,333,521	\$ 2,298,445	98.50%	\$ 1,819,911	55.99%
Appropriations:						
Financial Services	\$ 2,348,934	\$ 2,333,521	\$ 263,114	11.28%	\$ 3,250,388	100.00%
TOTAL APPROPRIATIONS	\$ 2,348,934	\$ 2,333,521	\$ 263,114	11.28%	\$ 3,250,388	100.00%
Projected Net Position December 31	\$ 603,056	\$ 618,469				
Net Position as of Report Date			\$ 2,693,321			

YTD FINANCIAL REPORT 2020 | GWINNETT COUNTY

Fleet Management Fund (610)

The Fleet Management Fund accounts for all financial transactions related to the maintenance of the County fleet.

	FY 2020				FY 2019	
	2020 Adopted Budget	Current Annual Budget as of 12/31/2020	Actuals YTD as of 12/31/2020	% Actual to Current Budget	Actuals YTD as of 12/31/2019	% Actual to 12/31/2019 Budget
Net Position January 1	\$ 2,075,925	\$ 2,075,925	\$ 2,075,925			
Revenues:						
Intergovernmental	\$ -	\$ -	\$ -	-	\$ 561	-
Charges for Services	8,750,693	8,750,693	7,189,091	82.15%	7,777,837	93.17%
Miscellaneous	367,865	367,865	320,086	87.01%	296,814	80.69%
Other Financing Sources	-	-	32,391	-	38,375	-
TOTAL REVENUES	\$ 9,118,558	\$ 9,118,558	\$ 7,541,568	82.71%	\$ 8,113,587	93.09%
Appropriations:						
Support Services	\$ 8,148,517	\$ 8,265,270	\$ 7,744,831	93.70%	\$ 6,730,455	89.86%
Non-Departmental:						
Reserves - Compensation	51,590	51,590	-	0.00%	-	0.00%
Reserves - Fuel/Parts	4,000	4,000	-	0.00%	-	0.00%
Non-Departmental Fleet Management	665,000	715,000	715,000	100.00%	200,000	100.00%
Total Non-Departmental	720,590	770,590	715,000	92.79%	200,000	93.46%
Appropriations without Working Capital Reserve	8,869,107	9,035,860	8,459,831	93.63%	6,930,455	89.96%
Working Capital Reserve	249,451	82,698	-	0.00%	-	0.00%
TOTAL APPROPRIATIONS	\$ 9,118,558	\$ 9,118,558	\$ 8,459,831	92.78%	\$ 6,930,455	79.51%
Projected Net Position December 31	\$ 2,325,376	\$ 2,158,623				
Net Position as of Report Date			\$ 1,157,662			

YTD FINANCIAL REPORT 2020 | GWINNETT COUNTY

Group Self-Insurance Fund (605)

The Group Self Insurance Fund accounts for all financial transactions related to the payment of premiums and benefits for active employees' health, disability, and life insurance. Revenues are received from employee and employer contributions.

	FY 2020				FY 2019	
	2020 Adopted Budget	Current Annual Budget as of 12/31/2020	Actuals YTD as of 12/31/2020	% Actual to Current Budget	Actuals YTD as of 12/31/2019	% Actual to 12/31/2019 Budget
Net Position January 1	\$ 30,269,650	\$ 30,269,650	\$ 30,269,650			
Revenues:						
Charges for Services	\$ 66,348,258	\$ 66,348,258	\$ 71,092,827	107.15%	\$ 62,566,534	104.04%
Investment Income	540,000	481,184	460,641	95.73%	723,658	131.57%
Miscellaneous	-	-	659,666	-	930,218	-
Revenues without Use of Net Position	66,888,258	66,829,442	72,213,134	108.06%	64,220,410	105.83%
Use of Net Position	609,305	5,757,274	-	0.00%	-	0.00%
TOTAL REVENUES	\$ 67,497,563	\$ 72,586,716	\$ 72,213,134	99.49%	\$ 64,220,410	99.41%
Appropriations:						
Human Resources	\$ 67,473,604	\$ 72,562,757	\$ 70,204,659	96.75%	\$ 60,929,662	94.33%
Non-Departmental:						
Reserves - Compensation	23,959	23,959	-	0.00%	-	0.00%
Total Non-Departmental	23,959	23,959	-	0.00%	-	0.00%
TOTAL APPROPRIATIONS	\$ 67,497,563	\$ 72,586,716	\$ 70,204,659	96.72%	\$ 60,929,662	94.32%
Projected Net Position December 31	\$ 29,660,345	\$ 24,512,376				
Net Position as of Report Date			\$ 32,278,125			

YTD FINANCIAL REPORT 2020 | GWINNETT COUNTY

Risk Management Fund (602)

The Risk Management Fund accounts for all financial transactions related to the County's property liability and casualty insurance. Revenues are received from charges to the user departments based on the number of employees, prior claims, and property liability coverage needs. Annual insurance premiums are paid in January.

	FY 2020				FY 2019	
	2020 Adopted Budget	Current Annual Budget as of 12/31/2020	Actuals YTD as of 12/31/2020	% Actual to Current Budget	Actuals YTD as of 12/31/2019	% Actual to 12/31/2019 Budget
Net Position January 1	\$ 6,807,644	\$ 6,807,644	\$ 6,807,644			
Revenues:						
Charges for Services	\$ 6,850,000	\$ 6,850,000	\$ 6,850,000	100.00%	\$ 6,250,000	100.00%
Investment Income	148,000	117,797	112,554	95.55%	171,362	103.86%
Miscellaneous	-	-	6,982	-	45,043	-
Revenues without Use of Net Position	6,998,000	6,967,797	6,969,536	100.02%	6,466,405	100.80%
Use of Net Position	2,499,755	4,559,969	-	0.00%	-	0.00%
TOTAL REVENUES	\$ 9,497,755	\$ 11,527,766	\$ 6,969,536	60.46%	\$ 6,466,405	77.16%
Appropriations:						
Financial Services	\$ 9,482,112	\$ 11,512,123	\$ 9,610,433	83.48%	\$ 7,128,229	85.16%
Non-Departmental:						
Reserves - Compensation	15,643	15,643	-	0.00%	-	0.00%
Total Non-Departmental	15,643	15,643	-	0.00%	-	0.00%
TOTAL APPROPRIATIONS	\$ 9,497,755	\$ 11,527,766	\$ 9,610,433	83.37%	\$ 7,128,229	85.06%
Projected Net Position December 31	\$ 4,307,889	\$ 2,247,675				
Net Position as of Report Date			\$ 4,166,747			

YTD FINANCIAL REPORT 2020 | GWINNETT COUNTY

Workers' Compensation Fund (604)

The Workers' Compensation Fund accounts for financial transactions related to the payment of workers' compensation claims. Revenue is received from the user departments based upon the number of employees and prior claims.

	FY 2020				FY 2019	
	2020 Adopted Budget	Current Annual Budget as of 12/31/2020	Actuals YTD as of 12/31/2020	% Actual to Current Budget	Actuals YTD as of 12/31/2019	% Actual to 12/31/2019 Budget
Net Position January 1	\$ 7,707,719	\$ 7,707,719	\$ 7,707,719			
Revenues:						
Charges for Services	\$ 3,500,000	\$ 3,500,000	\$ 3,500,000	100.00%	\$ 3,125,000	100.00%
Investment Income	202,500	145,875	147,055	100.81%	265,875	115.60%
Miscellaneous	-	-	134,987	-	1,399,405	-
Revenues without Use of Net Position	3,702,500	3,645,875	3,782,042	103.73%	4,790,280	142.78%
Use of Net Position	1,882,980	1,920,317	-	0.00%	-	0.00%
TOTAL REVENUES	\$ 5,585,480	\$ 5,566,192	\$ 3,782,042	67.95%	\$ 4,790,280	83.28%
Appropriations:						
Human Resources	\$ 5,574,753	\$ 5,555,465	\$ 2,999,860	54.00%	\$ 4,293,891	74.78%
Non-Departmental:						
Reserves - Compensation	10,727	10,727	-	0.00%	-	0.00%
Total Non-Departmental	10,727	10,727	-	0.00%	-	0.00%
TOTAL APPROPRIATIONS	\$ 5,585,480	\$ 5,566,192	\$ 2,999,860	53.89%	\$ 4,293,891	74.65%
Projected Net Position December 31	\$ 5,824,739	\$ 5,787,402				
Net Position as of Report Date			\$ 8,489,901			

BUDGET ADJUSTMENTS BY FUND - REVENUES
AS OF 12/31/2020

Department/Fund	2020 Adopted Budget	2020 Current Annual Budget - December	Difference (Adjustments Year to Date)	Description	Current Month	Year to Date
General Fund (001)						
Taxes	\$ 288,883,228	\$ 317,302,571	\$ 28,419,343	GCID20200262 Approval of a joint resolution approving a revised service delivery strategy and authorizing execution of documents to complete the service delivery strategy and submit to Department of Community Affairs.	\$ -	\$ 26,844,770
				GCID20201186 Approval of the October 31, 2020 Monthly Financial Status Report and ratification of all budget amendments. Approval of a resolution amending the FY2020 budget to reflect adjustments to revenues based on actual receipts and anticipated appropriations.	1,574,573	1,574,573
				Total: Taxes	1,574,573	28,419,343
License and Permits	400,000	4,689,700	4,289,700	GCID20200262 Approval of a joint resolution approving a revised service delivery strategy and authorizing execution of documents to complete the service delivery strategy and submit to Department of Community Affairs.	-	4,289,700
Intergovernmental	3,807,049	3,828,049	21,000	GCID20201012 Approval to accept a Secure the Vote - Help America Vote Act (HAVA) grant in the amount of \$15,000.00 from the Georgia Secretary of State to assist with the funding for physical security of voting equipment and the general implementation of the 2020 election cycle. The County's in-kind match requirement of \$114,640.96 was met through the purchase of voting equipment for the 2020 election cycle.	-	15,000
				GCID20201013 Approval to accept a Secure the Vote - Coronavirus Aid, Relief & Economic Security (CARES) Act grant in the amount of \$6,000.00 from the Georgia Secretary of State to assist with funding for physical security of personal protective equipment (PPE) and the purchase of ballot drop boxes for voted absentee by mail ballots. The County's in-kind match requirement of \$31,662.00 was met through the purchase of voting equipment for the 2020 election cycle.	-	6,000
				Total: Intergovernmental	-	21,000
Charges for Services	26,605,078	27,610,199	1,005,121	GCID20200262 Approval of a joint resolution approving a revised service delivery strategy and authorizing execution of documents to complete the service delivery strategy and submit to Department of Community Affairs.	-	4,000

Department/Fund	2020 Adopted Budget	2020 Current Annual Budget - December	Difference (Adjustments Year to Date)	Description	Current Month	Year to Date
Charges for Services (cont.)				GCID20201186 Approval of the October 31, 2020 Monthly Financial Status Report and ratification of all budget amendments. Approval of a resolution amending the FY2020 budget to reflect adjustments to revenues based on actual receipts and anticipated appropriations.	1,001,121	1,001,121
				Total: Charges for Services	1,001,121	1,005,121
Investment Income	1,535,206	1,107,655	(427,551)	GCID20201186 Approval of the October 31, 2020 Monthly Financial Status Report and ratification of all budget amendments. Approval of a resolution amending the FY2020 budget to reflect adjustments to revenues based on actual receipts and anticipated appropriations.	(427,551)	(427,551)
Contributions and Donations	154,514	4,413,287	4,258,773	GCID20200290 Approval to accept grant funds from the Association County Commissioners of Georgia (ACCG) Civic Affairs Foundation, Inc. in the amount of \$2607.60. Funding to be used for intern position that will assist in researching best practices and assist in inter-agency collaborations to establish a family treatment court. Approval to add intern position for the 2020 summer program. Approval for Chairman to execute grant documents and other necessary documents.	-	2,608
				GCID20200698 Approval to accept a grant awarded by the Petco Foundation in the amount of \$10,000.00. These funds were received as a part of a Lifesaving Pets for Life gift intended to assist Animal Welfare with providing low or no cost vaccinations, sterilizations, as well as nutrition assistance.	-	10,000
				GCID20200903 Approval to apply for and accept if awarded a grant from GreaterGood.org for seventy five cat kennel portals, which enable the cats to roam freely from kennel to kennel for behavioral and socialization habits at approximate value of \$11,200.	-	11,200
				GCID20201032 Approval to accept USC Schwarzenegger Institute grant in the amount of \$100,000.00 from the USC Schwarzenegger Institute for State and Global Policy to assist with funding for personal protective equipment (PPE) and/or hazard pay for poll officials.	-	100,000

Department/Fund	2020 Adopted Budget	2020 Current Annual Budget - December	Difference (Adjustments Year to Date)	Description	Current Month	Year to Date
Contributions and Donations (cont.)				GCID20201060 Approval to accept a grant in the amount of \$4,134,965.00 from the Center for Tech and Civic Life (CTCL) to assist with funding for the purpose of planning and operationalizing safe and secure election administration.	-	4,134,965
				Total: Contributions and Donations	-	4,258,773
Miscellaneous	1,708,748	2,213,564	504,816	GCID20191256 Award RP025-19 provision of purchasing card services on a multi-year contract to the highest scoring firm, Bank of America. Terms of contract January 1, 2020 through December 31, 2020.	-	500,000
				GCID20200801 Approval for the Chairman to execute a reimbursement agreement with the Georgia Department of Transportation in the amount of \$92,337.82 for electric service on I-85 at I-985 and SR20. Of current year expenses, \$87,521.34 reimbursed as a credit back to Utilities-Electricity. Remaining \$4,816.48 is for expenses incurred in 2019 and will be accepted as a revenue.	-	4,816
				Total: Miscellaneous	-	504,816
Other Financing Sources	165,000	180,219	15,219	GCID20200551 Approval for the Chairman to execute any and all documents necessary to abandon, declare as surplus, and authorize disposition of 4,801 square feet (0.11 acre) of right-of-way formerly used as a public road known as Arnold Road, located in Land Lot 047 of the 5th Land District.	-	15,219
Use of Fund Balance	41,968,485	50,825,799	8,857,314	GCID20191256 Award RP025-19 provision of purchasing card services on a multi-year contract to the highest scoring firm, Bank of America. Terms of contract January 1, 2020 through December 31, 2020.	-	(500,000)
				To adjust budget for 90 day job vacancies.	(32,822)	(833,060)
				GCID20200148 Approval/authorization to rescind grants awarded by the U.S. Department of Justice and the Criminal Justice Coordinating Council totaling \$3,647,688 that are subject to 28 CFR Part 42 and approval to appropriate local funds to continue supporting these programs for FY 2020. Approval/authorization for the Chairman or designee to execute grant documents and any other necessary documents. Subject to approval by the Law Department.	-	77,246

Department/Fund	2020 Adopted Budget	2020 Current Annual Budget - December	Difference (Adjustments Year to Date)	Description	Current Month	Year to Date
Use of Fund Balance (cont.)				GCID20200262 Approval of a joint resolution approving a revised service delivery strategy and authorizing execution of documents to complete the service delivery strategy and submit to Department of Community Affairs.	-	3,200,000
				GCID20190722 Approval for the Chairman to accept a Surface Transportation Block Grant (STBG) that has been transferred to the Federal Transit Administration (FTA) in the amount of \$1,000,000.00 (80%). Funds are for a contribution to the Indian Trail Park and Ride Rehabilitation project (\$460,000.00) and to the Mid-Life Overhaul for Gwinnett County Transit Connector buses (\$540,000.00) with local matching funds (\$250,000.00).	-	115,000
				GCID20200551 Approval for the Chairman to execute any and all documents necessary to abandon, declare as surplus, and authorize disposition of 4,801 square feet (0.11 acre) of right-of-way formerly used as a public road known as Arnold Road, located in Land Lot 047 of the 5th Land District.	-	(15,219)
				GCID 20201012 Approval to accept a Secure the Vote - Help America Vote Act (HAVA) grant in the amount of \$15,000.00 from the Georgia Secretary of State to assist with the funding for physical security of voting equipment and the general implementation of the 2020 election cycle. The County's in-kind match requirement of \$114,640.96 was met through the purchase of voting equipment for the 2020 election cycle.	-	(15,000)
				GCID20201013 Approval to accept a Secure the Vote - Coronavirus Aid, Relief & Economic Security (CARES) Act grant in the amount of \$6,000.00 from the Georgia Secretary of State to assist with funding for physical security of personal protective equipment (PPE) and the purchase of ballot drop boxes for voted absentee by mail ballots. The County's in-kind match requirement of \$31,662.00 was met through the purchase of voting equipment for the 2020 election cycle.	-	(6,000)

Department/Fund	2020 Adopted Budget	2020 Current Annual Budget - December	Difference (Adjustments Year to Date)	Description	Current Month	Year to Date
Use of Fund Balance (cont.)				GCID20200801 Approval for the Chairman to execute a reimbursement agreement with the Georgia Department of Transportation in the amount of \$92,337.82 for electric service on I-85 at I-985 and SR20. Of current year expenses, \$87,521.34 reimbursed as a credit back to Utilities-Electricity. Remaining \$4,816.48 is for expenses incurred in 2019 and will be accepted as a revenue.	-	(4,816)
				GCID20201186 Approval of the October 31, 2020 Monthly Financial Status Report and ratification of all budget amendments. Approval of a resolution amending the FY2020 budget to reflect adjustments to revenues based on actual receipts and anticipated appropriations.	1,839,163	1,839,163
				GCID20210240 Approval/authorization of the December 31, 2020 Monthly Financial Status Report and ratification of all budget amendments.	5,000,000	5,000,000
				Total: Use of Fund Balance	6,806,341	8,857,314
<i>Total: General Fund</i>			46,943,735		8,954,484	46,943,735
Development and Enforcement Services District Fund (104)						
Investment Income	165,000	138,165	(26,835)	GCID20201186 Approval of the October 31, 2020 Monthly Financial Status Report and ratification of all budget amendments. Approval of a resolution amending the FY2020 budget to reflect adjustments to revenues based on actual receipts and anticipated appropriations.	(26,835)	(26,835)
Use of Fund Balance	3,595,686	4,426,565	830,879	To adjust budget for 90 day job vacancies.	-	(281,753)
				GCID20201186 Approval of the October 31, 2020 Monthly Financial Status Report and ratification of all budget amendments. Approval of a resolution amending the FY2020 budget to reflect adjustments to revenues based on actual receipts and anticipated appropriations.	(887,368)	(887,368)
				GCID20210240 Approval/authorization of the December 31, 2020 Monthly Financial Status Report and ratification of all budget amendments.	2,000,000	2,000,000
				Total: Use of Fund Balance	1,112,632	830,879
<i>Total: Development and Enforcement Services District Fund</i>			804,044		1,085,797	804,044

Department/Fund	2020 Adopted Budget	2020 Current Annual Budget - December	Difference (Adjustments Year to Date)	Description	Current Month	Year to Date
Fire and Emergency Medical Services District Fund (102)						
Intergovernmental	680,000	748,225	68,225	GCID20200459 Approval to accept the Georgia Trauma Commission - EMS Trauma Related Equipment Grant in the amount of \$31,224.62. The grant can be used for the reimbursement of any trauma related equipment. This funding will be used to reimburse the purchase of EZIO needles and EZIO tools.	-	31,225
				GCID20200662 Approval to accept the Georgia Trauma Commission - EMS Trauma Related Equipment Grant in the amount of \$36,999.54 . The grant can be used for the reimbursement of any trauma related equipment. The funding will be used to reimburse the purchase of binder lifts and non-contact infrared thermometers.	-	37,000
				Total: Intergovernmental	-	68,225
Investment Income	590,000	465,263	(124,737)	GCID20201186 Approval of the October 31, 2020 Monthly Financial Status Report and ratification of all budget amendments. Approval of a resolution amending the FY2020 budget to reflect adjustments to revenues based on actual receipts and anticipated appropriations.	(124,737)	(124,737)
Contributions and Donations	-	2,100	2,100	GCID20201276 Approval to accept a donation of \$2,100 from the Community Foundation for Northeast Georgia on behalf of Ordner Construction Foundation. This donation will be used in 2021 to purchase new fitness equipment for Fire Station No. 5.	2,100	2,100
Use of Fund Balance	25,190,453	26,652,174	1,461,721	To adjust budget for 90 day job vacancies.	-	(123,719)
				GCID20200459 Approval to accept the Georgia Trauma Commission - EMS Trauma Related Equipment Grant in the amount of \$31,224.62. The grant can be used for the reimbursement of any trauma related equipment. This funding will be used to reimburse the purchase of EZIO needles and EZIO tools.	-	(31,225)
				GCID20200662 Approval to accept the Georgia Trauma Commission - EMS Trauma Related Equipment Grant in the amount of \$36,999.54 . The grant can be used for the reimbursement of any trauma related equipment. The funding will be used to reimburse the purchase of binder lifts and non-contact infrared thermometers.	-	(37,000)

Department/Fund	2020 Adopted Budget	2020 Current Annual Budget - December	Difference (Adjustments Year to Date)	Description	Current Month	Year to Date
Use of Fund Balance (cont.)				GCID20201186 Approval of the October 31, 2020 Monthly Financial Status Report and ratification of all budget amendments. Approval of a resolution amending the FY2020 budget to reflect adjustments to revenues based on actual receipts and anticipated appropriations.	1,655,765	1,655,765
				GCID20201276 Approval to accept a donation of \$2,100 from the Community Foundation for Northeast Georgia on behalf of Ordner Construction Foundation. This donation will be used in 2021 to purchase new fitness equipment for Fire Station No. 5.	(2,100)	(2,100)
				Total: Use of Fund Balance	1,653,665	1,461,721
<i>Total: Fire and Emergency Medical Services District Fund</i>			1,407,309		1,531,028	1,407,309
Loganville EMS District Fund (103)						
Investment Income	11,500	6,607	(4,893)	GCID20201186 Approval of the October 31, 2020 Monthly Financial Status Report and ratification of all budget amendments. Approval of a resolution amending the FY2020 budget to reflect adjustments to revenues based on actual receipts and anticipated appropriations.	(4,893)	(4,893)
Use of Fund Balance	42,669	48,834	6,165	GCID20201186 Approval of the October 31, 2020 Monthly Financial Status Report and ratification of all budget amendments. Approval of a resolution amending the FY2020 budget to reflect adjustments to revenues based on actual receipts and anticipated appropriations.	6,165	6,165
<i>Total: Loganville EMS District Fund</i>			1,272		1,272	1,272
Police Services District Fund (106)						
Taxes	69,327,847	80,148,298	10,820,451	GCID20200262 Approval of a joint resolution approving a revised service delivery strategy and authorizing execution of documents to complete the service delivery strategy and submit to Department of Community Affairs.	-	(26,844,770)
				GCID20201186 Approval of the October 31, 2020 Monthly Financial Status Report and ratification of all budget amendments. Approval of a resolution amending the FY2020 budget to reflect adjustments to revenues based on actual receipts and anticipated appropriations.	37,665,221	37,665,221
				Total: Taxes	37,665,221	10,820,451

Department/Fund	2020 Adopted Budget	2020 Current Annual Budget - December	Difference (Adjustments Year to Date)	Description	Current Month	Year to Date
Insurance Premium Taxes	35,494,448	44,685,604	9,191,156	GCID20201186 Approval of the October 31, 2020 Monthly Financial Status Report and ratification of all budget amendments. Approval of a resolution amending the FY2020 budget to reflect adjustments to revenues based on actual receipts and anticipated appropriations.	9,191,156	9,191,156
License and Permits	4,289,700	-	(4,289,700)	GCID20200262 Approval of a joint resolution approving a revised service delivery strategy and authorizing execution of documents to complete the service delivery strategy and submit to Department of Community Affairs.	-	(4,289,700)
Charges for Services	1,023,500	1,019,500	(4,000)	GCID20200262 Approval of a joint resolution approving a revised service delivery strategy and authorizing execution of documents to complete the service delivery strategy and submit to Department of Community Affairs.	-	(4,000)
Investment Income	1,000,000	623,844	(376,156)	GCID20201186 Approval of the October 31, 2020 Monthly Financial Status Report and ratification of all budget amendments. Approval of a resolution amending the FY2020 budget to reflect adjustments to revenues based on actual receipts and anticipated appropriations.	(376,156)	(376,156)
Miscellaneous	305,000	308,000	3,000	GCID20191269 Approval/authorization for the Chairman to execute a First Amendment to the Tall Structure Lease Agreement with Verizon Wireless (VAW), LLC to allow modification of equipment located on the communication tower at 4663 Anderson-Livsey Lane, Snellville.	-	3,000
Use of Fund Balance	24,803,228	14,506,265	(10,296,963)	GCID20191269 Approval/authorization for the Chairman to execute a First Amendment to the Tall Structure Lease Agreement with Verizon Wireless (VAW), LLC to allow modification of equipment located on the communication tower at 4663 Anderson-Livsey Lane, Snellville.	-	(3,000)
				GCID20200148 Approval/authorization to rescind grants awarded by the U.S. Department of Justice and the Criminal Justice Coordinating Council totaling \$3,647,688 that are subject to 28 CFR Part 42 and approval to appropriate local funds to continue supporting these programs for FY 2020. Approval/authorization for the Chairman or designee to execute grant documents and any other necessary documents. Subject to approval by the Law Department.	-	3,365,142

Department/Fund	2020 Adopted Budget	2020 Current Annual Budget - December	Difference (Adjustments Year to Date)	Description	Current Month	Year to Date
Use of Fund Balance (cont.)				To adjust budget for 90 day job vacancies.	-	(402,192)
				GCID20200262 Approval of a joint resolution approving a revised service delivery strategy and authorizing execution of documents to complete the service delivery strategy and submit to Department of Community Affairs.	-	29,434,729
				License and Revenue Transition.	-	(231,822)
				GCID20201186 Approval of the October 31, 2020 Monthly Financial Status Report and ratification of all budget amendments. Approval of a resolution amending the FY2020 budget to reflect adjustments to revenues based on actual receipts and anticipated appropriations.	(45,459,820)	(45,459,820)
				GCID20210240 Approval/authorization of the December 31, 2020 Monthly Financial Status Report and ratification of all budget amendments.	3,000,000	3,000,000
				Total: Use of Fund Balance	(42,459,820)	(10,296,963)
Total: Police Services District Fund			5,047,788		4,020,401	5,047,788
Recreation Fund (105)						
Taxes	31,585,995	35,179,952	3,593,957	GCID20201186 Approval of the October 31, 2020 Monthly Financial Status Report and ratification of all budget amendments. Approval of a resolution amending the FY2020 budget to reflect adjustments to revenues based on actual receipts and anticipated appropriations.	3,593,957	3,593,957
Investment Income	227,000	145,972	(81,028)	GCID20201186 Approval of the October 31, 2020 Monthly Financial Status Report and ratification of all budget amendments. Approval of a resolution amending the FY2020 budget to reflect adjustments to revenues based on actual receipts and anticipated appropriations.	(81,028)	(81,028)
Contributions and Donations	12,900	30,900	18,000	GCID20200043 Approval to accept the NRPA Award for Health Equity from the Robert Woods Johnson Foundation to support the initiative Harvest Gwinnett in order to continue the work of Live Healthy Gwinnett.	-	3,000
				GCID20200153 Approval to accept a City Agriculture Opportunity grant from the Food Well Alliance in the amount of \$10,000. This funding will be used to support Live Healthy Gwinnett's Harvest Gwinnett initiative tied to the Lawrenceville Community Garden project.	-	10,000
				GCID20200908 Approval to accept a facility recovery grant from the United States Tennis Association in the amount of \$5,000.00 to cover cost associated with the reopening of tennis facilities in 2020.	-	5,000
				Total: Contributions and Donations	-	18,000

Department/Fund	2020 Adopted Budget	2020 Current Annual Budget - December	Difference (Adjustments Year to Date)	Description	Current Month	Year to Date
Miscellaneous	2,649,039	2,655,232	6,193	GCID20201194 Approval for the Chairman to execute any and all documents necessary to grant 13, 315 square feet (0.31 acre) of temporary access easement for \$5,193.00 on Tax Parcel No. R6064 012, and 1,804 square feet (0.04 acre) of permanent utility and 7,220 square feet (0.1657 acre) of temporary construction easement for \$1,000.00 on Tax Parcel No. R6172 600 to Atlanta Gas Light Company.	6,193	6,193
Use of Fund Balance	6,694,817	4,038,097	(2,656,720)	To adjust budget for 90 day job vacancies.	(5,755)	(246,768)
				GCID20201186 Approval of the October 31, 2020 Monthly Financial Status Report and ratification of all budget amendments. Approval of a resolution amending the FY2020 budget to reflect adjustments to revenues based on actual receipts and anticipated appropriations.	(2,403,759)	(2,403,759)
				GCID20201194 Approval for the Chairman to execute any and all documents necessary to grant 13, 315 square feet (0.31 acre) of temporary access easement for \$5,193.00 on Tax Parcel No. R6064 012, and 1,804 square feet (0.04 acre) of permanent utility and 7,220 square feet (0.1657 acre) of temporary construction easement for \$1,000.00 on Tax Parcel No. R6172 600 to Atlanta Gas Light Company.	(6,193)	(6,193)
				Total: Use of Fund Balance	(2,415,707)	(2,656,720)
<i>Total: Recreation Fund</i>			880,402		1,103,415	880,402
Economic Development Tax Fund (160)						
Taxes	-	10,220,919	10,220,919	GCID20200800 Approval of a resolution establishing the 2020 millage rates, authorizing the levy of taxes within Gwinnett County, and authorization for the Chairman to execute any and all documents related to the millage rates and digest submission to the Georgia Department of Revenue.	-	10,312,623
				GCID20201186 Approval of the October 31, 2020 Monthly Financial Status Report and ratification of all budget amendments. Approval of a resolution amending the FY2020 budget to reflect adjustments to revenues based on actual receipts and anticipated appropriations.	(91,704)	(91,704)
<i>Total: Economic Development Fund</i>			10,220,919		(91,704)	10,220,919

Department/Fund	2020 Adopted Budget	2020 Current Annual Budget - December	Difference (Adjustments Year to Date)	Description	Current Month	Year to Date
Gwinnett Place TAD Fund (165)						
Taxes	-	1,211,728	1,211,728	GCID20201186 Approval of the October 31, 2020 Monthly Financial Status Report and ratification of all budget amendments. Approval of a resolution amending the FY2020 budget to reflect adjustments to revenues based on actual receipts and anticipated appropriations.	1,211,728	1,211,728
<i>Total: Gwinnett Place TAD Fund</i>			1,211,728		1,211,728	1,211,728
Indian Trail TAD Fund (162)						
Taxes	-	625,772	625,772	GCID20201186 Approval of the October 31, 2020 Monthly Financial Status Report and ratification of all budget amendments. Approval of a resolution amending the FY2020 budget to reflect adjustments to revenues based on actual receipts and anticipated appropriations.	625,772	625,772
<i>Total: Indian Trail TAD Fund</i>			625,772		625,772	625,772
Jimmy Carter Boulevard TAD Fund (161)						
Taxes	-	1,824,574	1,824,574	GCID20201186 Approval of the October 31, 2020 Monthly Financial Status Report and ratification of all budget amendments. Approval of a resolution amending the FY2020 budget to reflect adjustments to revenues based on actual receipts and anticipated appropriations.	1,824,574	1,824,574
<i>Total: Jimmy Carter Boulevard TAD Fund</i>			1,824,574		1,824,574	1,824,574
Lake Lucerne TAD Fund (164)						
Taxes	-	128,358.00	128,358.00	GCID20201186 Approval of the October 31, 2020 Monthly Financial Status Report and ratification of all budget amendments. Approval of a resolution amending the FY2020 budget to reflect adjustments to revenues based on actual receipts and anticipated appropriations.	128,358	128,358
<i>Total: Lake Lucerne TAD Fund</i>			128,358		128,358	128,358
Park Place TAD Fund (163)						
Taxes	-	1,176,197.00	1,176,197.00	GCID20201186 Approval of the October 31, 2020 Monthly Financial Status Report and ratification of all budget amendments. Approval of a resolution amending the FY2020 budget to reflect adjustments to revenues based on actual receipts and anticipated appropriations.	1,176,197	1,176,197
<i>Total: Park Place TAD Fund</i>			1,176,197		1,176,197	1,176,197

Department/Fund	2020 Adopted Budget	2020 Current Annual Budget - December	Difference (Adjustments Year to Date)	Description	Current Month	Year to Date
The Exchange at Gwinnett TAD Fund (166)						
Taxes	-	78,000.00	78,000.00	GCID20201186 Approval of the October 31, 2020 Monthly Financial Status Report and ratification of all budget amendments. Approval of a resolution amending the FY2020 budget to reflect adjustments to revenues based on actual receipts and anticipated appropriations.	78,000	78,000
Other Financing Sources	-	38,485,000	38,485,000	GCID20200532 Approval of a Supplemental Resolution authorizing the issuance of its Tax Allocation Bonds to finance and refinance a portion of the redevelopment costs associated with Tax Allocation District Number Six - The Exchange at Gwinnett, and for other related purposes. Authorization for staff to make revisions as necessary to finalize the agreements and documents.	-	38,485,000
<i>Total: The Exchange at Gwinnett TAD Fund</i>			38,563,000		78,000	38,563,000
The Exchange at Gwinnett TAD Debt Service Fund (966)						
Other Financing Sources	-	1,389,737	1,389,737	GCID20200532 Approval of a Supplemental Resolution authorizing the issuance of its Tax Allocation Bonds to finance and refinance a portion of the redevelopment costs associated with Tax Allocation District Number Six - The Exchange at Gwinnett, and for other related purposes. Authorization for staff to make revisions as necessary to finalize the agreements and documents.	-	1,389,737
<i>Total: The Exchange at Gwinnett TAD Debt Service Fund</i>			1,389,737		-	1,389,737
Speed Hump Fund (003)						
Investment Income	19,500	14,590	(4,910)	GCID20201186 Approval of the October 31, 2020 Monthly Financial Status Report and ratification of all budget amendments. Approval of a resolution amending the FY2020 budget to reflect adjustments to revenues based on actual receipts and anticipated appropriations.	(4,910)	(4,910)
Use of Fund Balance	289,789	291,491	1,702	GCID20201186 Approval of the October 31, 2020 Monthly Financial Status Report and ratification of all budget amendments. Approval of a resolution amending the FY2020 budget to reflect adjustments to revenues based on actual receipts and anticipated appropriations.	1,702	1,702
<i>Total: Speed Hump Fund</i>			(3,208)		(3,208)	(3,208)

Department/Fund	2020 Adopted Budget	2020 Current Annual Budget - December	Difference (Adjustments Year to Date)	Description	Current Month	Year to Date
Street Lighting Fund (002)						
Charges for Services	7,568,042	8,359,665	791,623	GCID20191249 Approval of incorporation into the Gwinnett County Street Lighting Program , Claiborne Manor, Phase 1. Estimated annual revenue and operating cost is \$1,430.88.	-	1,431
				GCID20191250 Approval of incorporation into the Gwinnett County Street Lighting Program, Brooks Landing. Total estimated capital installation cost is \$21,287.28 and the estimated annual revenue and operating cost is \$1,656.	-	1,656
				GCID20191251 Approval of incorporation into the Gwinnett County Street Lighting Program, Shadow Lake, Phase 1.Total estimated installation cost is \$13,452.30 and the estimated annual revenue and operating cost is \$1,556.50.	-	1,557
				GCID20191252 Approval of incorporation into the Gwinnett County Street Lighting Program, Paden's Chase, Phase 2. Total estimated capital installation cost is \$15,824.59 and the estimated annual revenue and operating cost is \$1,723.70.	-	1,724
				GCID20191253 Approval of incorporation into the Gwinnett County Street Lighting Program, Mills Farm, Phase 2. Total estimated capital installation cost is \$11,141.68 and the estimated annual revenue and operating cost is \$1,242.	-	1,242
				Approval for the Chairman to execute the third amendment to the Cooperation Agreement with GATEWAY85 Community Improvement District for Street Lighting improvements and inclusion into the Gwinnett County Street Lighting Program a section of Jimmy Carter Blvd with GATEWAY85 CID. Funded by 38% 2009 SPLOST and 62% 2014 SPLOST.	-	2,863
				GCID20200336 Approval of incorporation into the Gwinnett County Street Lighting Program Hickory Ridge with estimated upfront installation cost \$0.00, estimated annual revenue and operating cost \$3,744.	-	3,744
				GCID20200337 Approval of incorporation into the Gwinnett County Street Lighting Program Oakdale Woods phase 6 estimated upfront installation of \$0.00, estimated annual revenue and operating cost \$1,430.88.	-	1,431
				GCID20200338 Approval of incorporation into the Gwinnett County Street Lighting Program Quail Crossing at River Park estimated installation cost of \$10,791.51, estimated annual revenue and operating cost \$1,480.05.	-	1,480

Department/Fund	2020 Adopted Budget	2020 Current Annual Budget - December	Difference (Adjustments Year to Date)	Description	Current Month	Year to Date
Charges for Services (cont.)				GCID20200339 Approval of incorporation into the Gwinnett County Street Lighting Program Burnside subdivision estimated upfront installation cost of \$10,059.76, estimated annual revenue and operating cost \$1,840.80.	-	1,841
				GCID20200692 Approval of an amendment to Section 86-14, Annual Rate for Street Light Assessments Based on Actual Cost, of the Code of Ordinances of Gwinnett County. Subject to approval as to form by the Law Department.	-	772,654
				Total: Charges for Services	-	791,623
Investment Income	13,000	10,524	(2,476)	GCID20201186 Approval of the October 31, 2020 Monthly Financial Status Report and ratification of all budget amendments. Approval of a resolution amending the FY2020 budget to reflect adjustments to revenues based on actual receipts and anticipated appropriations.	(2,476)	(2,476)
<i>Total: Street Lighting Fund</i>			789,147		(2,476)	789,147
District Attorney Federal Justice Asset Sharing Fund (080)						
Fines and Forfeitures	-	3,148	3,148	Adjust revenue and appropriation budgets to incorporate collected revenue for confiscated assets for Special Revenue Funds.	-	3,148
<i>Total: District Attorney Federal Justice Asset Sharing Fund</i>			3,148		-	3,148
District Attorney Federal Treasury Asset Sharing Fund (082)						
Fines and Forfeitures	-	6,521	6,521	Adjust revenue and appropriation budgets to incorporate collected revenue for confiscated assets for Special Revenue Funds.	-	6,521
<i>Total: District Attorney Federal Treasury Asset Sharing Fund</i>			6,521		-	6,521
E-911 Fund (095)						
Charges for Services	18,114,000	21,016,856	2,902,856	GCID20201186 Approval of the October 31, 2020 Monthly Financial Status Report and ratification of all budget amendments. Approval of a resolution amending the FY2020 budget to reflect adjustments to revenues based on actual receipts and anticipated appropriations.	2,902,856	2,902,856
Investment Income	415,000	308,464	(106,536)	GCID20201186 Approval of the October 31, 2020 Monthly Financial Status Report and ratification of all budget amendments. Approval of a resolution amending the FY2020 budget to reflect adjustments to revenues based on actual receipts and anticipated appropriations.	(106,536)	(106,536)

Department/Fund	2020 Adopted Budget	2020 Current Annual Budget - December	Difference (Adjustments Year to Date)	Description	Current Month	Year to Date
Use of Fund Balance	8,769,718	5,392,680	(3,377,038)	GCID20201186 Approval of the October 31, 2020 Monthly Financial Status Report and ratification of all budget amendments. Approval of a resolution amending the FY2020 budget to reflect adjustments to revenues based on actual receipts and anticipated appropriations.	(3,377,038)	(3,377,038)
<i>Total: E-911 Fund</i>			(580,718)		(580,718)	(580,718)
Police Special Justice Fund (070)						
Fines and Forfeitures	-	182,010	182,010	Adjust revenue and appropriation budgets to incorporate collected revenue for confiscated assets for Special Revenue Funds.	-	182,010
Use of Fund Balance	111,000	-	(111,000)	Adjust revenue and appropriation budgets to incorporate collected revenue for confiscated assets for Special Revenue Funds.	-	(111,000)
<i>Total: Police Special Justice Fund</i>			71,010		-	71,010
Police Special State Fund (072)						
Fines and Forfeitures	-	434,280	434,280	Adjust revenue and appropriation budgets to incorporate collected revenue for confiscated assets for Special Revenue Funds.	204,942	434,280
Use of Fund Balance	951,334	517,054	(434,280)	Adjust revenue and appropriation budgets to incorporate collected revenue for confiscated assets for Special Revenue Funds.	(204,942)	(434,280)
<i>Total: Police Special State Fund</i>			-		-	-
Sheriff Special Justice Fund (065)						
Fines and Forfeitures	-	125,850	125,850	Adjust revenue and appropriation budgets to incorporate collected revenue for confiscated assets for Special Revenue Funds.	-	125,850
<i>Total: Sheriff Special Justice Fund</i>			125,850		-	125,850
Sheriff Special Treasury Fund (066)						
Fines and Forfeitures	-	97,516	97,516	Adjust revenue and appropriation budgets to incorporate collected revenue for confiscated assets for Special Revenue Funds.	-	97,516
<i>Total: Sheriff Special Treasury Fund</i>			97,516		-	97,516
Sheriff Special State Fund (067)						
Fines and Forfeitures	-	4,878	4,878	Adjust revenue and appropriation budgets to incorporate collected revenue for confiscated assets for Special Revenue Funds.	4,878	4,878
<i>Total: Sheriff Special State Fund</i>			4,878		4,878	4,878

Department/Fund	2020 Adopted Budget	2020 Current Annual Budget - December	Difference (Adjustments Year to Date)	Description	Current Month	Year to Date
Stadium Fund (055)						
Taxes	880,425	722,342	(158,083)	GCID20201186 Approval of the October 31, 2020 Monthly Financial Status Report and ratification of all budget amendments. Approval of a resolution amending the FY2020 budget to reflect adjustments to revenues based on actual receipts and anticipated appropriations.	(158,083)	(158,083)
<i>Total: Stadium Fund</i>			(158,083)		(158,083)	(158,083)
Tourism Fund (050)						
Taxes	11,806,390	7,014,343	(4,792,047)	GCID20201186 Approval of the October 31, 2020 Monthly Financial Status Report and ratification of all budget amendments. Approval of a resolution amending the FY2020 budget to reflect adjustments to revenues based on actual receipts and anticipated appropriations.	(4,792,047)	(4,792,047)
Use of Fund Balance	997,594	6,172,837	5,175,243	GCID20200771 Approval of a Resolution approving the issuance of the Development Authority of Gwinnett County's Refunding Revenue Bonds (Gwinnett Center Projects), Federally Taxable Series 2020A and the Development Authority of Gwinnett County's Revenue Bonds (Gwinnett Center Projects), Federally Taxable Series 2020B for the Purpose of Financing and Refinancing the Costs of Acquiring, Constructing and Installing certain expansions and improvements to the Gwinnett Center; Authorizing the Execution and Delivery of an Intergovernmental Contract between Gwinnett County and the Development Authority Relating to the Series 2020 Bonds ; and other related purposes.	-	415,000
				GCID20201186 Approval of the October 31, 2020 Monthly Financial Status Report and ratification of all budget amendments. Approval of a resolution amending the FY2020 budget to reflect adjustments to revenues based on actual receipts and anticipated appropriations.	4,760,243	4,760,243
				Total: Use of Fund Balance	4,760,243	5,175,243
<i>Total: Tourism Fund</i>			383,196		(31,804)	383,196

Department/Fund	2020 Adopted Budget	2020 Current Annual Budget - December	Difference (Adjustments Year to Date)	Description	Current Month	Year to Date
Airport Operating Fund (520)						
Miscellaneous	1,140,000	1,154,400	14,400	GCID20191312 Approval/authorization for the Chairman to execute the First Amendment to Lease Agreement between Gwinnett County and the Gwinnett Experimental Aircraft Association, Chapter 690, Inc.	-	14,400
Use of Net Position	164,424	152,410	(12,014)	GCID20191312 Approval/authorization for the Chairman to execute the First Amendment to Lease Agreement between Gwinnett County and the Gwinnett Experimental Aircraft Association, Chapter 690, Inc.	-	(14,400)
				GCID20201186 Approval of the October 31, 2020 Monthly Financial Status Report and ratification of all budget amendments. Approval of a resolution amending the FY2020 budget to reflect adjustments to revenues based on actual receipts and anticipated appropriations.	2,386	2,386
				Total: Use of Net Position	2,386	(12,014)
<i>Total: Airport Operating Fund</i>			2,386		2,386	2,386
Economic Development Operating Fund (530)						
Use of Net Position	1,467,753	1,498,634	30,881	GCID20201186 Approval of the October 31, 2020 Monthly Financial Status Report and ratification of all budget amendments. Approval of a resolution amending the FY2020 budget to reflect adjustments to revenues based on actual receipts and anticipated appropriations.	30,881	30,881
<i>Total: Economic Development Operating Fund</i>			30,881		30,881	30,881
Local Transit Operating Fund (515)						
Other Financing Sources	11,750,000	11,865,000	115,000	GCID20190722 Approval for the Chairman to accept a Surface Transportation Block Grant (STBG) that has been transferred to the Federal Transit Administration (FTA) in the amount of \$1,000,000.00 (80%). Funds are for a contribution to the Indian Trail Park and Ride Rehabilitation project (\$460,000.00) and to the Mid-Life Overhaul for Gwinnett County Transit Connector buses (\$540,000.00) with local matching funds (\$250,000.00).	-	115,000
Use of Net Position	791,340	773,651	(17,689)	GCID20190956 Approval to apply for and accept Federal Transit Administration (FTA) Section 5307, 5337, and 5339 formula grant funds and two Congestion Mitigation and Air Quality (CMAQ) awards which will provide Federal assistance for operating expenses and a capital plan 2020 and 2021 in a total amount not to exceed \$13,347,206.76.	-	177,624

Department/Fund	2020 Adopted Budget	2020 Current Annual Budget - December	Difference (Adjustments Year to Date)	Description	Current Month	Year to Date
Use of Net Position (cont.)				GCID20201186 Approval of the October 31, 2020 Monthly Financial Status Report and ratification of all budget amendments. Approval of a resolution amending the FY2020 budget to reflect adjustments to revenues based on actual receipts and anticipated appropriations.	(195,313)	(195,313)
				Total: Use of Net Position	(195,313)	(17,689)
<i>Total: Local Transit Operating Fund</i>			97,311		(195,313)	97,311
Solid Waste Operating Fund (595)						
Charges for Services	41,351,452	41,626,800	275,348	GCID20200588 Approval for the Chairman to execute the Second Amendments to the Agreements for Residential Solid Waste Collection and Disposal and Collection of Residential Single-Stream Recovered Material between Advanced Disposal Solutions of Atlanta, LLC; BFI Waste Services, LLC, d/b/a Republic Services of Georgia; Sanitation Solutions, Inc.; Southern Sanitation, Inc.; and Waste Pro of Georgia, Inc.	-	275,348
Investment Income	850,000	713,610	(136,390)	GCID20201186 Approval of the October 31, 2020 Monthly Financial Status Report and ratification of all budget amendments. Approval of a resolution amending the FY2020 budget to reflect adjustments to revenues based on actual receipts and anticipated appropriations.	(136,390)	(136,390)
Use of Net Position	-	409,464	409,464	GCID20201186 Approval of the October 31, 2020 Monthly Financial Status Report and ratification of all budget amendments. Approval of a resolution amending the FY2020 budget to reflect adjustments to revenues based on actual receipts and anticipated appropriations.	409,464	409,464
<i>Total: Solid Waste Operating Fund</i>			548,422		273,074	548,422

Department/Fund	2020 Adopted Budget	2020 Current Annual Budget - December	Difference (Adjustments Year to Date)	Description	Current Month	Year to Date
Stormwater Operating Fund (590)						
Miscellaneous	20,000	129,197	109,197	GCID20200029 Approval/authorization for the Chairman to execute any and all documents necessary to release 20,615 square feet of sewer easement and to release a Maintenance Agreement including 78,700 square feet on parcel R5131 003 to Joffe Athens Hwy, LLC.	-	109,197
Investment Income	330,000	96,228	(233,772)	GCID20201186 Approval of the October 31, 2020 Monthly Financial Status Report and ratification of all budget amendments. Approval of a resolution amending the FY2020 budget to reflect adjustments to revenues based on actual receipts and anticipated appropriations.	(233,772)	(233,772)
Use of Net Position	75,297	122,581	47,284	Correction GCID20200029 Approval/authorization for the Chairman to execute any and all documents necessary to release 20,615 square feet of sewer easement and to release a Maintenance Agreement including 78,700 square feet on parcel R5131 003 to Joffe Athens Hwy, LLC.	-	(75,297)
				GCID20201186 Approval of the October 31, 2020 Monthly Financial Status Report and ratification of all budget amendments. Approval of a resolution amending the FY2020 budget to reflect adjustments to revenues based on actual receipts and anticipated appropriations.	136,842	136,842
				To adjust budget for 90 day job vacancies.	(14,261)	(14,261)
				Total: Use of Net Position	122,581	47,284
				<i>Total: Stormwater Operating Fund</i>		

Department/Fund	2020 Adopted Budget	2020 Current Annual Budget - December	Difference (Adjustments Year to Date)	Description	Current Month	Year to Date
Water and Sewer Operating Fund (501)						
Charges for Services	347,175,348	347,375,348	200,000	GCID20191267 Approval/authorization for the Chairman to execute an Intergovernmental Agreement between Gwinnett County , Gwinnett County Water and Sewerage Authority, and Buford Dam Road Partners, LLC to outline the responsibilities of the parties as it pertains to installation of a pump station for a proposed development.	-	200,000
Investment Income	1,000,000	1,467,749	467,749	GCID20201186 Approval of the October 31, 2020 Monthly Financial Status Report and ratification of all budget amendments. Approval of a resolution amending the FY2020 budget to reflect adjustments to revenues based on actual receipts and anticipated appropriations.	467,749	467,749
Miscellaneous	50,000	69,069	19,069	GCID20200029 Approval/authorization for the Chairman to execute any and all documents necessary to release 20,615 square feet of sewer easement and to release a Maintenance Agreement including 78,700 square feet on parcel R5131 003 to Joffe Athens Hwy, LLC.	-	19,069
Use of Net Position	20,533,081	20,026,154	(506,927)	GCID20191267 Approval/authorization for the Chairman to execute an Intergovernmental Agreement between Gwinnett County , Gwinnett County Water and Sewerage Authority, and Buford Dam Road Partners, LLC to outline the responsibilities of the parties as it pertains to installation of a pump station for a proposed development.	-	(200,000)
				GCID20200029 Approval/authorization for the Chairman to execute any and all documents necessary to release 20,615 square feet of sewer easement and to release a Maintenance Agreement including 78,700 square feet on parcel R5131 003 to Joffe Athens Hwy, LLC.	-	(19,069)
				GCID20201186 Approval of the October 31, 2020 Monthly Financial Status Report and ratification of all budget amendments. Approval of a resolution amending the FY2020 budget to reflect adjustments to revenues based on actual receipts and anticipated appropriations.	(390,876)	(390,876)
				To adjust budget for 90 day job vacancies.	(33,158)	(697,433)

Department/Fund	2020 Adopted Budget	2020 Current Annual Budget - December	Difference (Adjustments Year to Date)	Description	Current Month	Year to Date
Use of Net Position (cont.)				GCID20201243 Approval of a Supplemental Resolution approving the issuance by the Gwinnett County Water and Sewerage Authority of its Revenue Bonds, Series 2020; authorizing the execution and delivery of a 2020 Supplemental Lease Contract between Gwinnett County and the Gwinnett County Water and Sewerage Authority relating to the Series 2020 Bonds; and for other related purposes.	800,451	800,451
				Total: Use of Net Position	376,417	(506,927)
<i>Total: Water and Sewer Operating Fund</i>			179,891		844,166	179,891
Administrative Support Fund (665)						
Charges for Services	86,330,120	90,941,492	4,611,372	GCID20201186 Approval of the October 31, 2020 Monthly Financial Status Report and ratification of all budget amendments. Approval of a resolution amending the FY2020 budget to reflect adjustments to revenues based on actual receipts and anticipated appropriations.	4,611,372	4,611,372
Use of Net Position	458,131	-	(458,131)	To adjust budget for 90 day job vacancies.	-	(458,131)
<i>Total: Administrative Support Fund</i>			4,153,241		4,611,372	4,153,241
Auto Liability Fund (606)						
Use of Net Position	54,934	39,521	(15,413)	GCID20201186 Approval of the October 31, 2020 Monthly Financial Status Report and ratification of all budget amendments. Approval of a resolution amending the FY2020 budget to reflect adjustments to revenues based on actual receipts and anticipated appropriations.	(15,413)	(15,413)
<i>Total: Auto Liability Fund</i>			(15,413)		(15,413)	(15,413)
Group Self-Insurance Fund (605)						
Investment Income	540,000	481,184	(58,816)	GCID20201186 Approval of the October 31, 2020 Monthly Financial Status Report and ratification of all budget amendments. Approval of a resolution amending the FY2020 budget to reflect adjustments to revenues based on actual receipts and anticipated appropriations.	(58,816)	(58,816)
Use of Net Position	609,305	5,757,274	5,147,969	To adjust budget for 90 day job vacancies.	(5,780)	(11,315)
				GCID20201186 Approval of the October 31, 2020 Monthly Financial Status Report and ratification of all budget amendments. Approval of a resolution amending the FY2020 budget to reflect adjustments to revenues based on actual receipts and anticipated appropriations.	5,159,284	5,159,284
				Total: Use of Net Position	5,153,504	5,147,969
<i>Total: Group Self-Insurance Fund</i>			5,089,153		5,094,688	5,089,153

Department/Fund	2020 Adopted Budget	2020 Current Annual Budget - December	Difference (Adjustments Year to Date)	Description	Current Month	Year to Date
Risk Management Fund (602)						
Investment Income	148,000	117,797	(30,203)	GCID20201186 Approval of the October 31, 2020 Monthly Financial Status Report and ratification of all budget amendments. Approval of a resolution amending the FY2020 budget to reflect adjustments to revenues based on actual receipts and anticipated appropriations.	(30,203)	(30,203)
Use of Net Position	2,499,755	4,559,969	2,060,214	GCID20200798 To tender the County's self-insured retention in the total amount of Two Million (\$2,000,000.00) Dollars to Argonaut Insurance Co. to effectuate a settlement in the matter of Robert Howard, individually and as administrator of the Estate of Christopher Howard v. Gwinnett County.	-	2,000,000
				GCID20200585 Approval of a settlement in the case of Shelby Clark, et al. v. R.L. "Butch" Conway, et al., United States District Court for the Northern District of Georgia, Civil Action File No. 1:18-cv-05416-SCJ, in the amount of \$202,500.00.	-	202,500
				GCID20200586 Approval of a settlement with Grzegorz Kozlowski in the case of Brian Bort, et al. v. Lt. Col. Carl Sims, et al., United States District Court for the Northern District of Georgia, Civil Action File No. 1:15-cv-00808-SCJ, in the amount of \$105,000.00.	-	105,000
				GCID20201186 Approval of the October 31, 2020 Monthly Financial Status Report and ratification of all budget amendments. Approval of a resolution amending the FY2020 budget to reflect adjustments to revenues based on actual receipts and anticipated appropriations.	(247,286)	(247,286)
				Total: Use of Net Position	(247,286)	2,060,214
				<i>Total: Risk Management Fund</i>		
Workers' Compensation Fund (604)						
Investment Income	202,500	145,875	(56,625)	GCID20201186 Approval of the October 31, 2020 Monthly Financial Status Report and ratification of all budget amendments. Approval of a resolution amending the FY2020 budget to reflect adjustments to revenues based on actual receipts and anticipated appropriations.	(56,625)	(56,625)

Department/Fund	2020 Adopted Budget	2020 Current Annual Budget - December	Difference (Adjustments Year to Date)	Description	Current Month	Year to Date
Use of Net Position	1,882,980	1,920,317	37,337	GCID20201186 Approval of the October 31, 2020 Monthly Financial Status Report and ratification of all budget amendments. Approval of a resolution amending the FY2020 budget to reflect adjustments to revenues based on actual receipts and anticipated appropriations.	37,337	37,337
<i>Total: Workers' Compensation Fund</i>			(19,288)		(19,288)	(19,288)
Total Revenue Budget Adjustments			\$ 122,983,396		\$ 31,115,784	\$ 122,983,396

BUDGET ADJUSTMENTS BY FUND - APPROPRIATIONS
AS OF 12/31/2020

Department/Fund	2020 Adopted Budget	2020 Current Annual Budget - December	Difference (Adjustments Year to Date)	Description	Current Month	Year to Date
General Fund (001)						
Board of Commissioners	\$ 1,530,301	\$ 1,494,284	\$ (36,017)	GCID20201186 Approval of the October 31, 2020 Monthly Financial Status Report and ratification of all budget amendments. Approval of a resolution amending the FY2020 budget to reflect adjustments to revenues based on actual receipts and anticipated appropriations.	\$ (36,017)	\$ (36,017)
County Administration	1,559,463	1,796,154	236,691	GCID20201186 Approval of the October 31, 2020 Monthly Financial Status Report and ratification of all budget amendments. Approval of a resolution amending the FY2020 budget to reflect adjustments to revenues based on actual receipts and anticipated appropriations.	236,691	236,691
Financial Services	10,007,377	9,648,199	(359,178)	To adjust budget for 90 day job vacancies.	-	(37,297)
				GCID20201186 Approval of the October 31, 2020 Monthly Financial Status Report and ratification of all budget amendments. Approval of a resolution amending the FY2020 budget to reflect adjustments to revenues based on actual receipts and anticipated appropriations.	(321,881)	(321,881)
				Total: Financial Services	(321,881)	(359,178)
Tax Commissioner	15,162,195	15,178,694	16,499	GCID20201186 Approval of the October 31, 2020 Monthly Financial Status Report and ratification of all budget amendments. Approval of a resolution amending the FY2020 budget to reflect adjustments to revenues based on actual receipts and anticipated appropriations.	16,499	16,499
Transportation	25,616,315	25,802,299	185,984	To adjust budget for 90 day job vacancies.	(6,299)	(198,762)
				GCID20201186 Approval of the October 31, 2020 Monthly Financial Status Report and ratification of all budget amendments. Approval of a resolution amending the FY2020 budget to reflect adjustments to revenues based on actual receipts and anticipated appropriations.	384,746	384,746
				Total: Transportation	378,447	185,984
Planning and Development	759,534	2,115,872	1,356,338	GCID20200262 Approval of a joint resolution approving a revised service delivery strategy and authorizing execution of documents to complete the service delivery strategy and submit to Department of Community Affairs.	-	1,321,136
				License and Revenue Transition.	-	231,822

Department/Fund	2020 Adopted Budget	2020 Current Annual Budget - December	Difference (Adjustments Year to Date)	Description	Current Month	Year to Date
Planning and Development (cont.)				GCID20201186 Approval of the October 31, 2020 Monthly Financial Status Report and ratification of all budget amendments. Approval of a resolution amending the FY2020 budget to reflect adjustments to revenues based on actual receipts and anticipated appropriations.	(196,620)	(196,620)
				Total: Planning and Development	(196,620)	1,356,338
Police Services	2,965,733	3,043,852	78,119	GCID20201186 Approval of the October 31, 2020 Monthly Financial Status Report and ratification of all budget amendments. Approval of a resolution amending the FY2020 budget to reflect adjustments to revenues based on actual receipts and anticipated appropriations.	78,119	78,119
Corrections	19,535,463	19,431,992	(103,471)	Transfer from Non-Departmental: Inmate Medical Reserve.	29,900	86,099
				To adjust budget for 90 day job vacancies.	(10,369)	(251,272)
				GCID20201186 Approval of the October 31, 2020 Monthly Financial Status Report and ratification of all budget amendments. Approval of a resolution amending the FY2020 budget to reflect adjustments to revenues based on actual receipts and anticipated appropriations.	61,702	61,702
				Total: Corrections	81,233	(103,471)
Community Services	14,705,354	16,329,132	1,623,778	To adjust budget for 90 day job vacancies.	(16,154)	(164,029)
				GCID20200698 Approval to accept a grant awarded by the Petco Foundation in the amount of \$10,000.00. These funds were received as a part of a Lifesaving Pets for Life gift intended to assist Animal Welfare with providing low or no cost vaccinations, sterilizations, as well as nutrition assistance.	-	10,000
				GCID20200903 Approval to apply for and accept if awarded a grant from GreaterGood.org for seventy five cat kennel portals, which enable the cats to roam freely from kennel to kennel for behavioral and socialization habits at approximate value of \$11,200.	-	11,200
				Transfer from Contingency.	-	250,000
				GCID20201186 Approval of the October 31, 2020 Monthly Financial Status Report and ratification of all budget amendments. Approval of a resolution amending the FY2020 budget to reflect adjustments to revenues based on actual receipts and anticipated appropriations.	1,516,607	1,516,607
				Total: Community Services	1,500,453	1,623,778

Department/Fund	2020 Adopted Budget	2020 Current Annual Budget - December	Difference (Adjustments Year to Date)	Description	Current Month	Year to Date
Community Services - Elections	11,013,658	16,304,359	5,290,701	To adjust budget for 90 day job vacancies.	-	(181,700)
				Transfer from Contingency.	-	1,400,571
				GCID20201032 Approval to accept USC Schwarzenegger Institute grant in the amount of \$100,000.00 from the USC Schwarzenegger Institute for State and Global Policy to assist with funding for personal protective equipment (PPE) and/or hazard pay for poll officials.	-	100,000
				GCID20201060 Approval to accept a grant in the amount of \$4,134,965.00 from the Center for Tech and Civic Life (CTCL) to assist with funding for the purpose of planning and operationalizing safe and secure election administration.	-	4,134,965
				GCID20201186 Approval of the October 31, 2020 Monthly Financial Status Report and ratification of all budget amendments. Approval of a resolution amending the FY2020 budget to reflect adjustments to revenues based on actual receipts and anticipated appropriations.	(163,135)	(163,135)
				Total: Community Services - Elections	(163,135)	5,290,701
				Juvenile Court	8,702,916	10,028,667
				Transfer from Non-Departmental: Indigent Defense Reserve.	95,900	737,236
				Transfer from Non-Departmental: Inmate Medical Reserve.	-	336
				Transfer from Non-Departmental: Court Interpreters Reserve.	9,100	102,078
				GCID20200148 Approval/authorization to rescind grants awarded by the U.S. Department of Justice and the Criminal Justice Coordinating Council totaling \$3,647,688 that are subject to 28 CFR Part 42 and approval to appropriate local funds to continue supporting these programs for FY 2020. Approval/authorization for the Chairman or designee to execute grant documents and any other necessary documents. Subject to approval by the Law Department.	-	77,246
				GCID20200290 Approval to accept grant funds from the Association County Commissioners of Georgia (ACCG) Civic Affairs Foundation, Inc. in the amount of \$2607.60 . Funding to be used for intern position that will assist in researching best practices and assist in inter-agency collaborations to establish a family treatment court. Approval to add intern position for the 2020 summer program . Approval for Chairman to execute grant documents and other necessary documents.	-	2,608

Department/Fund	2020 Adopted Budget	2020 Current Annual Budget - December	Difference (Adjustments Year to Date)	Description	Current Month	Year to Date
Juvenile Court (cont.)				GCID20201186 Approval of the October 31, 2020 Monthly Financial Status Report and ratification of all budget amendments. Approval of a resolution amending the FY2020 budget to reflect adjustments to revenues based on actual receipts and anticipated appropriations.	242,847	242,847
				Total: Juvenile Court	347,847	1,325,751
Sheriff	106,922,315	109,728,630	2,806,315	Transfer from Non-Departmental: Inmate Medical Reserve.	137,900	989,700
				GCID20201186 Approval of the October 31, 2020 Monthly Financial Status Report and ratification of all budget amendments. Approval of a resolution amending the FY2020 budget to reflect adjustments to revenues based on actual receipts and anticipated appropriations.	1,816,615	1,816,615
				Total: Sheriff	1,954,515	2,806,315
Clerk of Court	12,123,106	12,402,408	279,302	GCID20201186 Approval of the October 31, 2020 Monthly Financial Status Report and ratification of all budget amendments. Approval of a resolution amending the FY2020 budget to reflect adjustments to revenues based on actual receipts and anticipated appropriations.	279,302	279,302
Judiciary	27,447,287	31,226,425	3,779,138	Transfer from Non-Departmental: Indigent Defense Reserve.	403,800	3,569,844
				Transfer from Non-Departmental: Court Interpreters Reserve.	4,300	338,589
				GCID20201186 Approval of the October 31, 2020 Monthly Financial Status Report and ratification of all budget amendments. Approval of a resolution amending the FY2020 budget to reflect adjustments to revenues based on actual receipts and anticipated appropriations.	(129,295)	(129,295)
				Total: Judiciary	278,805	3,779,138
Probate Court	3,177,490	3,411,592	234,102	Transfer from Non-Departmental: Court Interpreters Reserve.	-	6,980
				Transfer from Non-Departmental: Indigent Defense Reserve.	11,200	131,900
				GCID20201186 Approval of the October 31, 2020 Monthly Financial Status Report and ratification of all budget amendments. Approval of a resolution amending the FY2020 budget to reflect adjustments to revenues based on actual receipts and anticipated appropriations.	95,222	95,222
				Total: Probate Court	106,422	234,102

Department/Fund	2020 Adopted Budget	2020 Current Annual Budget - December	Difference (Adjustments Year to Date)	Description	Current Month	Year to Date
District Attorney	18,647,243	18,827,583	180,340	GCID20201186 Approval of the October 31, 2020 Monthly Financial Status Report and ratification of all budget amendments. Approval of a resolution amending the FY2020 budget to reflect adjustments to revenues based on actual receipts and anticipated appropriations.	180,340	180,340
Solicitor General	6,428,565	6,354,629	(73,936)	Transfer from Non-Departmental: Court Reporters Reserve.	-	500
				GCID20201186 Approval of the October 31, 2020 Monthly Financial Status Report and ratification of all budget amendments. Approval of a resolution amending the FY2020 budget to reflect adjustments to revenues based on actual receipts and anticipated appropriations.	(74,436)	(74,436)
				Total: Solicitor General	(74,436)	(73,936)
Non-Departmental:						
Contingency	2,434,635	784,064	(1,650,571)	Transfer to Community Services - Elections.	-	(1,400,571)
				Transfer to Community Services .	-	(250,000)
				Total: Contingency	-	(1,650,571)
Contribution to Capital	22,951,335	57,536,847	34,585,512	GCID20200262 Approval of a joint resolution approving a revised service delivery strategy and authorizing execution of documents to complete the service delivery strategy and submit to Department of Community Affairs.	-	29,585,512
				GCID20210240 Approval/authorization of the December 31, 2020 Monthly Financial Status Report and ratification of all budget amendments.	5,000,000	5,000,000
				Total: Contribution to Capital	5,000,000	34,585,512
Contribution to Local Transit	11,750,000	11,865,000	115,000	GCID20190722 Approval for the Chairman to accept a Surface Transportation Block Grant (STBG) that has been transferred to the Federal Transit Administration (FTA) in the amount of \$1,000,000.00 (80%). Funds are for a contribution to the Indian Trail Park and Ride Rehabilitation project (\$460,000.00) and to the Mid-Life Overhaul for Gwinnett County Transit Connector buses (\$540,000.00) with local matching funds (\$250,000.00).	-	115,000
Reserves - Court Interpreters	775,550	327,903	(447,647)	Transfer to Juvenile Court.	(9,100)	(102,078)
				Transfer to Judiciary.	(4,300)	(338,589)
				Transfer to Probate Court.	-	(6,980)
				Total: Reserves - Court Interpreters	(13,400)	(447,647)
Reserves - Court Reporters	300,000	136,100	(163,900)	Transfer to Juvenile Court.	-	(163,400)
				Transfer to Solicitor General.	-	(500)
				Total: Reserves - Court Reporters	-	(163,900)

Department/Fund	2020 Adopted Budget	2020 Current Annual Budget - December	Difference (Adjustments Year to Date)	Description	Current Month	Year to Date
Reserves - Indigent Defense	6,000,000	1,561,020	(4,438,980)	Transfer to Juvenile Court.	(95,900)	(737,236)
				Transfer to Judiciary.	(403,800)	(3,446,744)
				Transfer to Probate Court.	(11,200)	(131,900)
				Transfer to Superior Court.	-	(123,100)
				Total: Reserves - Indigent Defense	(510,900)	(4,438,980)
Reserves - Prisoner Medical	1,670,881	594,746	(1,076,135)	Transfer to Corrections.	(29,900)	(86,099)
				Transfer to Sheriff.	(137,900)	(989,700)
				Transfer to Juvenile Court.	-	(336)
				Total: Reserves - Prisoner Medical	(167,800)	(1,076,135)
Other Governmental Agencies	515,000	3,715,000	3,200,000	GCID20200262 Approval of a joint resolution approving a revised service delivery strategy and authorizing execution of documents to complete service delivery strategy and submit to Department of Community Affairs.	-	3,200,000
Total Non-Departmental			30,123,279	Total: Non-Departmental	4,307,900	30,123,279
<i>Total: General Fund</i>			46,943,735		8,954,484	46,943,735
Development and Enforcement Services District Fund (104)						
Planning and Development	13,527,529	12,331,573	(1,195,956)	To adjust budget for 90 day job vacancies.	-	(281,753)
				GCID20201186 Approval of the October 31, 2020 Monthly Financial Status Report and ratification of all budget amendments. Approval of a resolution amending the FY2020 budget to reflect adjustments to revenues based on actual receipts and anticipated appropriations.	(914,203)	(914,203)
Non-Departmental	2,881,829	4,881,829	2,000,000	GCID20210240 Approval/authorization of the December 31, 2020 Monthly Financial Status Report and ratification of all budget amendments.	2,000,000	2,000,000
<i>Total: Development and Enforcement Services District Fund</i>			804,044		1,085,797	804,044
Fire and Emergency Medical Services District Fund (102)						
Planning and Development	1,006,747	1,203,858	197,111	To adjust budget for 90 day job vacancies.	-	(27,039)
				GCID20201186 Approval of the October 31, 2020 Monthly Financial Status Report and ratification of all budget amendments. Approval of a resolution amending the FY2020 budget to reflect adjustments to revenues based on actual receipts and anticipated appropriations.	224,150	224,150
				Total: Planning and Development	224,150	197,111
Fire and Emergency Services	133,938,946	135,149,144	1,210,198	To adjust budget for 90 day job vacancies.	-	(96,680)
				GCID20201186 Approval of the October 31, 2020 Monthly Financial Status Report and ratification of all budget amendments. Approval of a resolution amending the FY2020 budget to reflect adjustments to revenues based on actual receipts and anticipated appropriations.	1,306,878	1,306,878
				Total: Fire and Emergency Services	1,306,878	1,210,198
<i>Total: Fire and Emergency Services District Fund</i>			1,407,309		1,531,028	1,407,309

Department/Fund	2020 Adopted Budget	2020 Current Annual Budget - December	Difference (Adjustments Year to Date)	Description	Current Month	Year to Date
Loganville EMS District Fund (103)						
Loganville EMS	54,169	55,441	1,272	GCID20201186 Approval of the October 31, 2020 Monthly Financial Status Report and ratification of all budget amendments. Approval of a resolution amending the FY2020 budget to reflect adjustments to revenues based on actual receipts and anticipated appropriations.	1,272	1,272
<i>Total: Loganville EMS District Fund</i>			1,272		1,272	1,272
Police Services District Fund (106)						
Planning and Development	1,552,958	-	(1,552,958)	License and Revenue Transition.	-	(231,822)
				GCID20200262 Approval of a joint resolution approving a revised service delivery strategy and authorizing execution of documents to complete the service delivery strategy and submit to Department of Community Affairs.	-	(1,321,136)
				Total: Planning and Development	-	(1,552,958)
Police Services	131,307,314	132,526,063	1,218,749	Transfer from Non-Departmental: Inmate Medical Reserve.	10,000	210,000
				To adjust budget for 90 day job vacancies.	-	(402,192)
				GCID20200148 Approval/authorization to rescind grants awarded by the U.S. Department of Justice and the Criminal Justice Coordinating Council totaling \$3,647,688 that are subject to 28 CFR Part 42 and approval to appropriate local funds to continue supporting these programs for FY 2020. Approval/authorization for the Chairman or designee to execute grant documents and any other necessary documents. Subject to approval by the Law Department.	-	278,505
				GCID20201186 Approval of the October 31, 2020 Monthly Financial Status Report and ratification of all budget amendments. Approval of a resolution amending the FY2020 budget to reflect adjustments to revenues based on actual receipts and anticipated appropriations.	1,132,436	1,132,436
				Total: Police Services	1,142,436	1,218,749
Recorder's Court	2,139,896	2,230,652	90,756	Transfer from Non-Departmental: Indigent Defense Reserve.	14,000	65,806
				Transfer from Non-Departmental: Court Interpreter's Reserve.	21,300	71,600
				GCID20201186 Approval of the October 31, 2020 Monthly Financial Status Report and ratification of all budget amendments. Approval of a resolution amending the FY2020 budget to reflect adjustments to revenues based on actual receipts and anticipated appropriations.	(46,650)	(46,650)
				Total: Recorder's Court	(11,350)	90,756

Department/Fund	2020 Adopted Budget	2020 Current Annual Budget - December	Difference (Adjustments Year to Date)	Description	Current Month	Year to Date
Solicitor General	749,768	763,614	13,846	GCID20201186 Approval of the October 31, 2020 Monthly Financial Status Report and ratification of all budget amendments. Approval of a resolution amending the FY2020 budget to reflect adjustments to revenues based on actual receipts and anticipated appropriations.	13,846	13,846
Clerk of Recorder's Court	1,872,197	1,792,966	(79,231)	GCID20201186 Approval of the October 31, 2020 Monthly Financial Status Report and ratification of all budget amendments. Approval of a resolution amending the FY2020 budget to reflect adjustments to revenues based on actual receipts and anticipated appropriations.	(79,231)	(79,231)
Non-Departmental	6,598,020	11,954,646	5,356,626	Transfer to Recorder's Court - From Indigent Defense Reserve.	(14,000)	(65,806)
				Transfer to Recorder's Court - From Court Interpreter's Reserve.	(21,300)	(71,600)
				Transfer to Police Services - From Inmate Medical Reserve.	(10,000)	(210,000)
				GCID20200148 Approval/authorization to rescind grants awarded by the U.S. Department of Justice and the Criminal Justice Coordinating Council totaling \$3,647,688 that are subject to 28 CFR Part 42 and approval to appropriate local funds to continue supporting these programs for FY 2020. Approval/authorization for the Chairman or designee to execute grant documents and any other necessary documents. Subject to approval by the Law Department.	-	3,086,637
				GCID20200262 Approval of a joint resolution approving a revised service delivery strategy and authorizing execution of documents to complete the service delivery strategy and submit to Department of Community Affairs.	-	(382,605)
				GCID20210240 Approval/authorization of the December 31, 2020 Monthly Financial Status Report and ratification of all budget amendments.	3,000,000	3,000,000
				Total: Non-Departmental	2,954,700	5,356,626
<i>Total: Police Services District Fund</i>			5,047,788		4,020,401	5,047,788

Department/Fund	2020 Adopted Budget	2020 Current Annual Budget - December	Difference (Adjustments Year to Date)	Description	Current Month	Year to Date
Recreation Fund (105)						
Community Services	44,399,215	45,279,617	880,402	GCID20200043 Approval to accept the NRPA Award for Health Equity from the Robert Woods Johnson Foundation to support the initiative Harvest Gwinnett in order to continue the work of Live Healthy Gwinnett.	-	3,000
				GCID20200153 Approval to accept a City Agriculture Opportunity grant from the Food Well Alliance in the amount of \$10,000. This funding will be used to support Live Healthy Gwinnett's Harvest Gwinnett initiative tied to the Lawrenceville Community Garden project.	-	10,000
				GCID20200908 Approval to accept a facility recovery grant from the United States Tennis Association in the amount of \$5,000.00 to cover cost associated with the reopening of tennis facilities in 2020.	-	5,000
				To adjust budget for 90 day job vacancies.	(5,755)	(246,768)
				GCID20201186 Approval of the October 31, 2020 Monthly Financial Status Report and ratification of all budget amendments. Approval of a resolution amending the FY2020 budget to reflect adjustments to revenues based on actual receipts and anticipated appropriations.	1,109,170	1,109,170
<i>Total: Recreation Fund</i>			880,402		1,103,415	880,402
Economic Development Tax Fund (160)						
Development Authority Activity	-	780,715	780,715	GCID20200800 Approval of a resolution establishing the 2020 millage rates, authorizing the levy of taxes within Gwinnett County, and authorization for the Chairman to execute any and all documents related to the millage rates and digest submission to the Georgia Department of Revenue.	-	780,715
Contribution to Fund Balance	-	9,440,204	9,440,204	GCID20200800 Approval of a resolution establishing the 2020 millage rates, authorizing the levy of taxes within Gwinnett County, and authorization for the Chairman to execute any and all documents related to the millage rates and digest submission to the Georgia Department of Revenue.	-	9,531,908
				GCID20201186 Approval of the October 31, 2020 Monthly Financial Status Report and ratification of all budget amendments. Approval of a resolution amending the FY2020 budget to reflect adjustments to revenues based on actual receipts and anticipated appropriations.	(91,704)	(91,704)
				Total: Contribution to Fund Balance	(91,704)	9,440,204
<i>Total: Economic Development Fund</i>			10,220,919		(91,704)	10,220,919

Department/Fund	2020 Adopted Budget	2020 Current Annual Budget - December	Difference (Adjustments Year to Date)	Description	Current Month	Year to Date
Gwinnett Place TAD Fund (165)						
Contribution to Fund Balance	-	1,211,728	1,211,728	GCID20201186 Approval of the October 31, 2020 Monthly Financial Status Report and ratification of all budget amendments. Approval of a resolution amending the FY2020 budget to reflect adjustments to revenues based on actual receipts and anticipated appropriations.	1,211,728	1,211,728
<i>Total: Gwinnett Place TAD Fund</i>			1,211,728		1,211,728	1,211,728
Indian Trail TAD Fund (162)						
Contribution to Fund Balance		625,772	625,772	GCID20201186 Approval of the October 31, 2020 Monthly Financial Status Report and ratification of all budget amendments. Approval of a resolution amending the FY2020 budget to reflect adjustments to revenues based on actual receipts and anticipated appropriations.	625,772	625,772
<i>Total: Indian Trail TAD Fund</i>			625,772		625,772	625,772
Jimmy Carter Boulevard TAD Fund (161)						
Contribution to Fund Balance	-	1,824,574	1,824,574	GCID20201186 Approval of the October 31, 2020 Monthly Financial Status Report and ratification of all budget amendments. Approval of a resolution amending the FY2020 budget to reflect adjustments to revenues based on actual receipts and anticipated appropriations.	1,824,574	1,824,574
<i>Total: Jimmy Carter Boulevard TAD Fund</i>			1,824,574		1,824,574	1,824,574
Lake Lucerne TAD Fund (164)						
Contribution to Fund Balance	-	128,358	128,358	GCID20201186 Approval of the October 31, 2020 Monthly Financial Status Report and ratification of all budget amendments. Approval of a resolution amending the FY2020 budget to reflect adjustments to revenues based on actual receipts and anticipated appropriations.	128,358	128,358
<i>Total: Lake Lucerne TAD Fund</i>			128,358		128,358	128,358
Park Place TAD Fund (163)						
Contribution to Fund Balance	-	1,176,197	1,176,197	GCID20201186 Approval of the October 31, 2020 Monthly Financial Status Report and ratification of all budget amendments. Approval of a resolution amending the FY2020 budget to reflect adjustments to revenues based on actual receipts and anticipated appropriations.	1,176,197	1,176,197
<i>Total: Park Place TAD Fund</i>			1,176,197		1,176,197	1,176,197

Department/Fund	2020 Adopted Budget	2020 Current Annual Budget - December	Difference (Adjustments Year to Date)	Description	Current Month	Year to Date
The Exchange at Gwinnett TAD Fund (166)						
Planning and Development	-	19,062,525	19,062,525	GCID20200532 Approval of a Supplemental Resolution authorizing the issuance of its Tax Allocation Bonds to finance and refinance a portion of the redevelopment costs associated with Tax Allocation District Number Six - The Exchange at Gwinnett, and for other related purposes. Authorization for staff to make revisions as necessary to finalize the agreements and documents.	-	19,062,525
Contribution to Fund Balance	-	19,500,475	19,500,475	GCID20200532 Approval of a Supplemental Resolution authorizing the issuance of its Tax Allocation Bonds to finance and refinance a portion of the redevelopment costs associated with Tax Allocation District Number Six - The Exchange at Gwinnett, and for other related purposes. Authorization for staff to make revisions as necessary to finalize the agreements and documents.	-	19,422,475
				GCID20201186 Approval of the October 31, 2020 Monthly Financial Status Report and ratification of all budget amendments. Approval of a resolution amending the FY2020 budget to reflect adjustments to revenues based on actual receipts and anticipated appropriations.	78,000	78,000
				Total: Contribution to Fund Balance	78,000	19,500,475
<i>Total: The Exchange at Gwinnett TAD Fund</i>			38,563,000		78,000	38,563,000
The Exchange at Gwinnett TAD Debt Service Fund (966)						
Debt Service	-	1,389,737	1,389,737	GCID20200532 Approval of a Supplemental Resolution authorizing the issuance of its Tax Allocation Bonds to finance and refinance a portion of the redevelopment costs associated with Tax Allocation District Number Six - The Exchange at Gwinnett, and for other related purposes. Authorization for staff to make revisions as necessary to finalize the agreements and documents.	-	1,389,737
<i>Total: The Exchange at Gwinnett TAD Debt Service Fund</i>			1,389,737		-	1,389,737
Speed Hump Fund (001)						
Transportation	435,697.00	432,489	(3,208.00)	GCID20201186 Approval of the October 31, 2020 Monthly Financial Status Report and ratification of all budget amendments. Approval of a resolution amending the FY2020 budget to reflect adjustments to revenues based on actual receipts and anticipated appropriations.	(3,208)	(3,208)
<i>Total: Speed Hump Fund</i>			(3,208)		(3,208)	(3,208)

Department/Fund	2020 Adopted Budget	2020 Current Annual Budget - December	Difference (Adjustments Year to Date)	Description	Current Month	Year to Date
Street Lighting Fund (002)						
Transportation	7,580,514	8,330,651	750,137	GCID20191249 Approval of incorporation into the Gwinnett County Street Lighting Program , Claiborne Manor, Phase 1. Estimated annual revenue and operating cost is \$1,430.88.	-	1,431
				GCID20191250 Approval of incorporation into the Gwinnett County Street Lighting Program, Brooks Landing. Total estimated capital installation cost is \$21,287.28 and the estimated annual revenue and operating cost is \$1,656.	-	1,656
				GCID20191251 Approval of incorporation into the Gwinnett County Street Lighting Program, Shadow Lake, Phase 1.Total estimated installation cost is \$13,452.30 and the estimated annual revenue and operating cost is \$1,556.50.	-	1,557
				GCID20191252 Approval of incorporation into the Gwinnett County Street Lighting Program, Padens Chase, Phase 2. Total estimated capital installation cost is \$15,824.59 and the estimated annual revenue and operating cost is \$1,723.70.	-	1,724
				GCID20191253 Approval of incorporation into the Gwinnett County Street Lighting Program, Mills Farm, Phase 2. Total estimated capital installation cost is \$11,141.68 and the estimated annual revenue and operating cost is \$1,242.	-	1,242
				GCID20200264 Approval for the Chairman to execute the third amendment to the Cooperation Agreement with GATEWAY85 Community Improvement District for Street Lighting Improvements and inclusion into the Gwinnett County Street Lighting Program a section of Jimmy Carter Blvd. with GATEWAY85 CID. Installation funded by 38% 2009 SPLOST and 62% 2014 SPLOST.	-	2,863
				GCID20200336 Approval of incorporation into the Gwinnett County Street Lighting Program Hickory Ridge with estimated upfront installation cost \$0.00, estimated annual revenue and operating cost \$3,744.	-	3,744
				GCID20200337 Approval of incorporation into the Gwinnett County Street Lighting Program Oakdale Woods phase 6 estimated upfront installation of \$0.00, estimated annual revenue and operating cost \$1,430.88.	-	1,431
				GCID20200338 Approval of incorporation into the Gwinnett County Street Lighting Program Quail Crossing at River Park estimated installation cost of \$10,791.51, estimated annual revenue and operating cost \$1,480.05.	-	1,480

Department/Fund	2020 Adopted Budget	2020 Current Annual Budget - December	Difference (Adjustments Year to Date)	Description	Current Month	Year to Date
Transportation (cont.)				GCID20200339 Approval of incorporation into the Gwinnett County Street Lighting Program Burnside subdivision estimated upfront installation cost of \$10,059.76, estimated annual revenue and operating cost \$1,840.80.	-	1,841
				GCID20200692 Approval of an amendment to Section 86-14, Annual Rate for Street Light Assessments Based on Actual Cost, of the Code of Ordinances of Gwinnett County. Subject to approval as to form by the Law Department.	-	514,082
				GCID20201186 Approval of the October 31, 2020 Monthly Financial Status Report and ratification of all budget amendments. Approval of a resolution amending the FY2020 budget to reflect adjustments to revenues based on actual receipts and anticipated appropriations.	217,086	217,086
				Total: Transportation	217,086	750,137
Contribution to Fund Balance	93	39,103	39,010	GCID20200692 Approval of an amendment to Section 86-14, Annual Rate for Street Light Assessments Based on Actual Cost, of the Code of Ordinances of Gwinnett County. Subject to approval as to form by the Law Department.	-	258,572
Contribution to Fund Balance				GCID20201186 Approval of the October 31, 2020 Monthly Financial Status Report and ratification of all budget amendments. Approval of a resolution amending the FY2020 budget to reflect adjustments to revenues based on actual receipts and anticipated appropriations.	(219,562)	(219,562)
				Total: Contribution to Fund Balance	(219,562)	39,010
<i>Total: Street Lighting Fund</i>			789,147		(2,476)	789,147
District Attorney Federal Justice Asset Sharing Fund (080)						
District Attorney	175,000	178,148	3,148	Adjust revenue and appropriation budgets to incorporate collected revenue for confiscated assets for Special Revenue Funds.	-	3,148
<i>Total: District Attorney Federal Justice Asset Sharing Fund</i>			3,148		-	3,148
District Attorney Federal Treasury Asset Sharing Fund (082)						
District Attorney	-	6,521	6,521	Adjust revenue and appropriation budgets to incorporate collected revenue for confiscated assets for Special Revenue Funds.	-	6,521
<i>Total: District Attorney Federal Treasury Asset Sharing Fun</i>			6,521		-	6,521

Department/Fund	2020 Adopted Budget	2020 Current Annual Budget - December	Difference (Adjustments Year to Date)	Description	Current Month	Year to Date
E-911 Fund (095)						
Police Services	22,706,465	21,925,747	(780,718)	GCID20201186 Approval of the October 31, 2020 Monthly Financial Status Report and ratification of all budget amendments. Approval of a resolution amending the FY2020 budget to reflect adjustments to revenues based on actual receipts and anticipated appropriations.	(780,718)	(780,718)
Non-Departmental:						
Other Governmental Agencies	3,999,440	4,449,274	449,834	Transfer from Non-Departmental E-911 to Other Governmental Agencies (cities).	-	449,834
Non-Departmental E-911	454,038	204,204	(249,834)	Transfer from Non-Departmental E-911 to Other Governmental Agencies (cities).	-	(449,834)
				GCID20201186 Approval of the October 31, 2020 Monthly Financial Status Report and ratification of all budget amendments. Approval of a resolution amending the FY2020 budget to reflect adjustments to revenues based on actual receipts and anticipated appropriations.	200,000	200,000
				Total: Non-Departmental	200,000	200,000
<i>Total: E-911 Fund</i>			(580,718)		(580,718)	(580,718)
Police Special Justice Fund (070)						
Contribution to Fund Balance	-	71,010	71,010	Adjust revenue and appropriation budgets to incorporate collected revenue for confiscated assets for Special Revenue Funds.	-	71,010
<i>Total: Police Special Justice Fund</i>			71,010		-	71,010
Sheriff Special Justice Fund (065)						
Sheriff Special Operations	200,000	325,850	125,850	Adjust revenue and appropriation budgets to incorporate collected revenue for confiscated assets for Special Revenue Funds.	-	125,850
<i>Total: Sheriff Special Justice Fund</i>			125,850		-	125,850
Sheriff Special Treasury Fund (066)						
Sheriff Special Operations	200,000	297,516	97,516	Adjust revenue and appropriation budgets to incorporate collected revenue for confiscated assets for Special Revenue Funds.	-	97,516
<i>Total: Sheriff Special Treasury Fund</i>			97,516		-	97,516
Sheriff Special State Fund (067)						
Sheriff Special Operations	200,000	204,878	4,878	Adjust revenue and appropriation budgets to incorporate collected revenue for confiscated assets for Special Revenue Funds.	4,878	4,878
<i>Total: Sheriff Special State Fund</i>			4,878		4,878	4,878

Department/Fund	2020 Adopted Budget	2020 Current Annual Budget - December	Difference (Adjustments Year to Date)	Description	Current Month	Year to Date
Stadium Fund (055)						
Stadium Operations	2,127,790	2,119,095	(8,695)	GCID20201186 Approval of the October 31, 2020 Monthly Financial Status Report and ratification of all budget amendments. Approval of a resolution amending the FY2020 budget to reflect adjustments to revenues based on actual receipts and anticipated appropriations.	(8,695)	(8,695)
Contribution to Fund Balance	269,823	120,435	(149,388)	GCID20201186 Approval of the October 31, 2020 Monthly Financial Status Report and ratification of all budget amendments. Approval of a resolution amending the FY2020 budget to reflect adjustments to revenues based on actual receipts and anticipated appropriations.	(149,388)	(149,388)
<i>Total: Stadium Fund</i>			(158,083)		(158,083)	(158,083)
Tourism Fund (050)						
Tourism	4,096,692	4,479,888	383,196	GCID20200771 Approval of a Resolution approving the issuance of the Development Authority of Gwinnett County's Refunding Revenue Bonds (Gwinnett Center Projects), Federally Taxable Series 2020A and the Development Authority of Gwinnett County's Revenue Bonds (Gwinnett Center Projects), Federally Taxable Series 2020B for the Purpose of Financing and Refinancing the Costs of Acquiring, Constructing and Installing certain expansions and improvements to the Gwinnett Center; Authorizing the Execution and Delivery of an Intergovernmental Contract between Gwinnett County and the Development Authority Relating to the Series 2020 Bonds ; and other related purposes.	-	415,000
				GCID20201186 Approval of the October 31, 2020 Monthly Financial Status Report and ratification of all budget amendments. Approval of a resolution amending the FY2020 budget to reflect adjustments to revenues based on actual receipts and anticipated appropriations.	(31,804)	(31,804)
<i>Total: Tourism Fund</i>			383,196		(31,804)	383,196
Airport Operating Fund (520)						
Transportation	1,496,768	1,499,154	2,386	GCID20201186 Approval of the October 31, 2020 Monthly Financial Status Report and ratification of all budget amendments. Approval of a resolution amending the FY2020 budget to reflect adjustments to revenues based on actual receipts and anticipated appropriations.	2,386	2,386
<i>Total: Airport Operating Fund</i>			2,386		2,386	2,386

Department/Fund	2020 Adopted Budget	2020 Current Annual Budget - December	Difference (Adjustments Year to Date)	Description	Current Month	Year to Date
Economic Development Operating Fund (530)						
Economic Development Activity	5,426,622	5,457,503	30,881	GCID20201186 Approval of the October 31, 2020 Monthly Financial Status Report and ratification of all budget amendments. Approval of a resolution amending the FY2020 budget to reflect adjustments to revenues based on actual receipts and anticipated appropriations.	30,881	30,881
<i>Total: Economic Development Operating Fund</i>			30,881		30,881	30,881
Local Transit Operating Fund (515)						
Transportation	16,700,039	16,797,350	97,311	GCID20190722 Approval for the Chairman to accept a Surface Transportation Block Grant (STBG) that has been transferred to the Federal Transit Administration (FTA) in the amount of \$1,000,000.00 (80%). Funds are for a contribution to the Indian Trail Park and Ride Rehabilitation project (\$460,000.00) and to the Mid-Life Overhaul for Gwinnett County Transit Connector buses (\$540,000.00) with local matching funds (\$250,000.00).	-	115,000
				GCID20190956 Approval to apply for and accept Federal Transit Administration (FTA) Section 5307, 5337, and 5339 formula grant funds and two Congestion Mitigation and Air Quality (CMAQ) awards which will provide Federal assistance for operating expenses and a capital plan 2020 and 2021 in a total amount not to exceed \$13,347,206.76.	-	177,624
				GCID20201186 Approval of the October 31, 2020 Monthly Financial Status Report and ratification of all budget amendments. Approval of a resolution amending the FY2020 budget to reflect adjustments to revenues based on actual receipts and anticipated appropriations.	(195,313)	(195,313)
<i>Total: Local Transit Operating Fund</i>			97,311		(195,313)	97,311
Solid Waste Operating Fund (595)						
Support Services	40,797,294	43,506,721	2,709,427	To adjust budget for 90 day job vacancies.	-	(19,847)
				GCID20200588 Approval for the Chairman to execute the Second Amendments to the Agreements for Residential Solid Waste Collection and Disposal and Collection of Residential Single-Stream Recovered Material between Advanced Disposal Solutions of Atlanta, LLC; BFI Waste Services, LLC, d/b/a Republic Services of Georgia; Sanitation Solutions, Inc.; Southern Sanitation, Inc.; and Waste Pro of Georgia, Inc.	-	1,963,958

Department/Fund	2020 Adopted Budget	2020 Current Annual Budget - December	Difference (Adjustments Year to Date)	Description	Current Month	Year to Date
Support Services (cont.)				GCID20201186 Approval of the October 31, 2020 Monthly Financial Status Report and ratification of all budget amendments. Approval of a resolution amending the FY2020 budget to reflect adjustments to revenues based on actual receipts and anticipated appropriations.	765,316	765,316
				Total: Support Services	765,316	2,709,427
Working Capital Reserve	2,161,005	-	(2,161,005)	To adjust budget for 90 day job vacancies.	-	19,847
				GCID20200588 Approval for the Chairman to execute the Second Amendments to the Agreements for Residential Solid Waste Collection and Disposal and Collection of Residential Single-Stream Recovered Material between Advanced Disposal Solutions of Atlanta, LLC; BFI Waste Services, LLC, d/b/a Republic Services of Georgia; Sanitation Solutions, Inc.; Southern Sanitation, Inc.; and Waste Pro of Georgia, Inc.	-	(1,688,610)
				GCID20201186 Approval of the October 31, 2020 Monthly Financial Status Report and ratification of all budget amendments. Approval of a resolution amending the FY2020 budget to reflect adjustments to revenues based on actual receipts and anticipated appropriations.	(492,242)	(492,242)
				Total: Working Capital Reserve	(492,242)	(2,161,005)
<i>Total: Solid Waste Operating Fund</i>			548,422		273,074	548,422
Stormwater Operating Fund (590)						
Planning and Development	979,087	1,025,631	46,544	To adjust budget for 90 day job vacancies.	-	(48,904)
				GCID20201186 Approval of the October 31, 2020 Monthly Financial Status Report and ratification of all budget amendments. Approval of a resolution amending the FY2020 budget to reflect adjustments to revenues based on actual receipts and anticipated appropriations.	95,448	95,448
				Total: Planning and Development	95,448	46,544
Water Resources	29,478,244	29,354,409	(123,835)	To adjust budget for 90 day job vacancies.	(14,261)	(100,560)
				GCID20201186 Approval of the October 31, 2020 Monthly Financial Status Report and ratification of all budget amendments. Approval of a resolution amending the FY2020 budget to reflect adjustments to revenues based on actual receipts and anticipated appropriations.	(23,275)	(23,275)
				Total: Water Resources	(37,536)	(123,835)

Department/Fund	2020 Adopted Budget	2020 Current Annual Budget - December	Difference (Adjustments Year to Date)	Description	Current Month	Year to Date
Working Capital Reserve				GCID20200029 Approval/authorization for the Chairman to execute any and all documents necessary to release 20,615 square feet of sewer easement and to release a Maintenance Agreement including 78,700 square feet on parcel R5131 003 to Joffe Athens Hwy, LLC.	-	57,851
				To adjust budget for 90 day job vacancies.	-	111,252
				GCID20201186 Approval of the October 31, 2020 Monthly Financial Status Report and ratification of all budget amendments. Approval of a resolution amending the FY2020 budget to reflect adjustments to revenues based on actual receipts and anticipated appropriations.	(169,103)	(169,103)
				Total: Working Capital Reserve	(169,103)	-
<i>Total: Stormwater Operating Fund</i>			(77,291)		(111,191)	(77,291)
Water and Sewer Operating Fund (501)						
Planning and Development	1,021,277	925,809	(95,468)	To adjust budget for 90 day job vacancies.	-	(16,771)
				GCID20201186 Approval of the October 31, 2020 Monthly Financial Status Report and ratification of all budget amendments. Approval of a resolution amending the FY2020 budget to reflect adjustments to revenues based on actual receipts and anticipated appropriations.	(78,697)	(78,697)
				Total: Planning and Development	(78,697)	(95,468)
Water Resources	384,747,081	385,022,440	275,359	To adjust budget for 90 day job vacancies.	(33,158)	(680,662)
				GCID20201186 Approval of the October 31, 2020 Monthly Financial Status Report and ratification of all budget amendments. Approval of a resolution amending the FY2020 budget to reflect adjustments to revenues based on actual receipts and anticipated appropriations.	155,570	155,570
				GCID20201243 Approval of a Supplemental Resolution approving the issuance by the Gwinnett Count Water and Sewerage Authority of its Revenue Bonds, Series 2020; authorizing the execution and delivery of a 2020 Supplemental Lease Contract between Gwinnett County and the Gwinnett County Water and Sewerage Authority relating to the Series 2020 Bonds; and for other related purposes.	800,451	800,451
				Total: Water Resources	922,863	275,359
<i>Total: Water and Sewer Operating Fund</i>			179,891		844,166	179,891

Department/Fund	2020 Adopted Budget	2020 Current Annual Budget - December	Difference (Adjustments Year to Date)	Description	Current Month	Year to Date
Administrative Support Fund (665)						
County Administration	5,746,408	5,596,005	(150,403)	To adjust budget for 90 day job vacancies.	-	(150,403)
Financial Services	11,531,257	11,359,083	(172,174)	To adjust budget for 90 day job vacancies.	(3,543)	(172,174)
Human Resources	4,571,076	4,452,142	(118,934)	To adjust budget for 90 day job vacancies.	-	(118,934)
Information Technology	44,316,813	43,540,350	(776,463)	To adjust budget for 90 day job vacancies.	-	(776,463)
Law	2,766,292	2,843,923	77,631	To adjust budget for 90 day job vacancies.	-	(121,369)
				GCID20200385 Approval of the March 31, 2020 Monthly Financial Status Report and ratification of all budget amendments. Approval of a Resolution amending the fiscal year 2020 budget.	-	139,000
				GCID20201186 Approval of the October 31, 2020 Monthly Financial Status Report and ratification of all budget amendments. Approval of a resolution amending the FY2020 budget to reflect adjustments to revenues based on actual receipts and anticipated appropriations.	60,000	60,000
				Total: Law	60,000	77,631
Support Services	16,627,565	16,498,081	(129,484)	To adjust budget for 90 day job vacancies.	-	(129,484)
Working Capital Reserve	-	5,423,068	5,423,068	To adjust budget for 90 day job vacancies.	3,543	871,696
				GCID20201186 Approval of the October 31, 2020 Monthly Financial Status Report and ratification of all budget amendments. Approval of a resolution amending the FY2020 budget to reflect adjustments to revenues based on actual receipts and anticipated appropriations.	4,551,372	4,551,372
				Total: Working Capital Reserve	4,554,915	5,423,068
<i>Total: Administrative Support Fund</i>			4,153,241		4,611,372	4,153,241
Auto Liability Fund (606)						
Financial Services	2,348,934	2,333,521	(15,413)	GCID20201186 Approval of the October 31, 2020 Monthly Financial Status Report and ratification of all budget amendments. Approval of a resolution amending the FY2020 budget to reflect adjustments to revenues based on actual receipts and anticipated appropriations.	(15,413)	(15,413)
<i>Total: Auto Liability Fund</i>			(15,413)		(15,413)	(15,413)

Department/Fund	2020 Adopted Budget	2020 Current Annual Budget - December	Difference (Adjustments Year to Date)	Description	Current Month	Year to Date
Fleet Management Fund (610)						
Support Services	8,148,517	8,265,270	116,753	To adjust budget for 90 day job vacancies.	(9,475)	(44,593)
				GCID20201186 Approval of the October 31, 2020 Monthly Financial Status Report and ratification of all budget amendments. Approval of a resolution amending the FY2020 budget to reflect adjustments to revenues based on actual receipts and anticipated appropriations.	161,346	161,346
				Total: Support Services	151,871	116,753
Non-Departmental	720,590	770,590	50,000	GCID20200479 Award BL034-20, Government Annex and Fleet Management parking lot improvements, to low bidder, The Surface Masters, Inc. amount not to exceed \$553,154.00.	-	50,000
Working Capital Reserve	249,451	82,698	(166,753)	GCID20200479 Award BL034-20, Government Annex and Fleet Management parking lot improvements, to low bidder, The Surface Masters, Inc. amount not to exceed \$553,154.00.	-	(50,000)
				To adjust budget for 90 day job vacancies.	9,475	44,593
				GCID20201186 Approval of the October 31, 2020 Monthly Financial Status Report and ratification of all budget amendments. Approval of a resolution amending the FY2020 budget to reflect adjustments to revenues based on actual receipts and anticipated appropriations.	(161,346)	(161,346)
				Total: Working Capital Reserve	(151,871)	(166,753)
<i>Total: Fleet Management Fund</i>			-		-	-
Group Self-Insurance Fund (605)						
Human Resources	67,473,604	72,562,757	5,089,153	To adjust budget for 90 day job vacancies.	(5,780)	(11,315)
				GCID20201186 Approval of the October 31, 2020 Monthly Financial Status Report and ratification of all budget amendments. Approval of a resolution amending the FY2020 budget to reflect adjustments to revenues based on actual receipts and anticipated appropriations.	5,100,468	5,100,468
<i>Total: Group Self-Insurance Fund</i>			5,089,153		5,094,688	5,089,153

Department/Fund	2020 Adopted Budget	2020 Current Annual Budget - December	Difference (Adjustments Year to Date)	Description	Current Month	Year to Date
Risk Management Fund (602)						
Financial Services	9,482,112	11,512,123	2,030,011	GCID20200798 To tender the County's self-insured retention in the total amount of Two Million (\$2,000,000.00) Dollars to Argonaut Insurance Co. to effectuate a settlement in the matter of Robert Howard, individually and as administrator of the Estate of Christopher Howard v. Gwinnett County.	-	2,000,000
				GCID20200585 Approval of a settlement in the case of Shelby Clark, et al.v.R.L. "Butch" Conway, et al., United States District Court for the Northern District of Georgia, Civil Action File No. 1:18-cv-05416-SCJ, in the amount of \$202,500.00.	-	202,500
				GCID20200586 Approval of a settlement with Grzegorz Kozlowski in the case of Brian Bort, et al. v. Lt. Col. Carl Sims, et al., United States District Court for the Northern District of Georgia, Civil Action File No. 1:15-cv-00808-SCJ, in the amount of \$105,000.00.	-	105,000
				GCID20201186 Approval of the October 31, 2020 Monthly Financial Status Report and ratification of all budget amendments. Approval of a resolution amending the FY2020 budget to reflect adjustments to revenues based on actual receipts and anticipated appropriations.	(277,489)	(277,489)
<i>Total: Risk Management Fund</i>			2,030,011		(277,489)	2,030,011
Workers' Compensation Fund (604)						
Human Resources	5,574,753	5,555,465	(19,288)	GCID20201186 Approval of the October 31, 2020 Monthly Financial Status Report and ratification of all budget amendments. Approval of a resolution amending the FY2020 budget to reflect adjustments to revenues based on actual receipts and anticipated appropriations.	(19,288)	(19,288)
<i>Total: Workers' Compensation Fund</i>			(19,288)		(19,288)	(19,288)
Total Appropriation Budget Adjustments			\$ 122,983,396		\$ 31,115,784	\$ 122,983,396