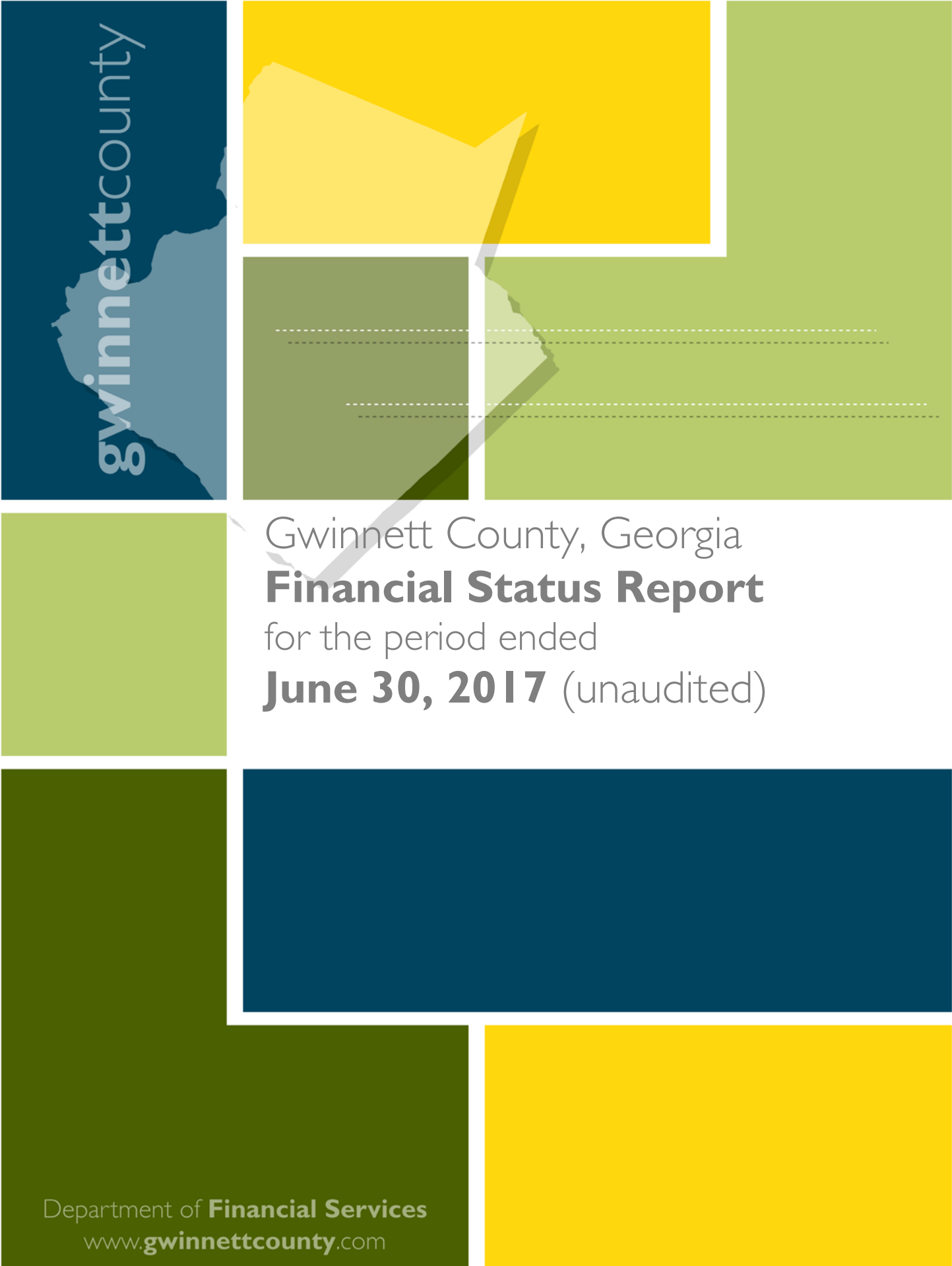




gwinnettcounty



Gwinnett County, Georgia
Financial Status Report
for the period ended
June 30, 2017 (unaudited)



75 Langley Drive • Lawrenceville, GA 30046-6935
(tel) 770.822.7820 • (fax) 770.822.7818

gwinnettcounty

M E M O R A N D U M

TO: Charlotte Nash, Chairman
District Commissioners
Glenn Stephens, County Administrator
Phil Hoskins, Deputy County Administrator

FROM: Maria Woods
CFO/Director of Financial Services

DATE: July 20, 2017

SUBJECT: Monthly Financial Report for the Period Ended June 30, 2017

This report, which includes unaudited information for the fiscal year through June 2017, is prepared by the Department of Financial Services as a summary of revenues and expenditures for all County operating funds. The primary purpose of this monthly report is to provide timely information regarding year-to-date financial performance.

This report includes:

Executive Summary	Page 2
Financial Summaries by Fund	Page 12
Budget Adjustments by Fund Schedule	Page 54

Executive Summary

This report begins with a summary of highlights affecting year-over-year variances and budget versus actual variances. The summary is followed by a discussion of notable events that occurred in June and early July including: 1) the completion of the fiscal year 2016 external audit and Comprehensive Annual Financial Report (CAFR), 2) the adoption of the millage rate, and 3) the continuation of fiscal year 2018 budget preparation. Highlights from these activities, as well as an update on residential and commercial property tax appeals, are discussed below. A summary of recurring monthly financial trends is also presented.

Separate discussions for the General Fund, Service District Funds, and Water and Sewer Funds are provided on pages 5 – 11, followed by financial summaries for each of Gwinnett County's operating funds. This report concludes with a budget adjustments schedule for both revenues and appropriations.

Highlights

While revenues related to development and construction have come in strong through the first half of the year, they reflect slight decreases when compared to this same time last year. Specifically, the revenues showing modest declines include licenses and permits and charges for services in the Development and Enforcement Services District Fund, licenses and permits in the Fire and EMS Fund, and contributions and donations in the Water and Sewer Operating Fund.

Transportation expenditures in the General Fund and Speed Hump Fund are higher than this same time last year, but they are still within budgeted expectations. The year-over-year increase is primarily attributable to road services being performed earlier this year compared to last year.

2016 External Audit and Comprehensive Annual Financial Report (CAFR)

The fiscal year 2016 external audit was completed by Mauldin & Jenkins CPAs on June 14, 2017. Audited financial reports are provided in the 2016 CAFR, which is available online at www.gwinnettcafr.com. We are pleased to report that the 2016 CAFR was completed by the June 30th legal requirement.

Millage rate adoption

On July 18, 2017, the Gwinnett County Board of Commissioners adopted 2017 millage rates to fund the services provided by county government. Prior to the adoption of the millage rate, a property tax increase was advertised, and three public hearings were held to encourage public input.

When preparing the total digest of taxable property, Georgia law requires taxing authorities to compute a rollback millage rate for maintenance and operations, also called the General Fund,

that will produce the same total revenue based on the current year's digest that last year's millage rate would have produced had no reassessments occurred. The rollback millage rate is calculated at 6.608 mills, and the millage rate that the Board of Commissioners adopted is 7.400, or 0.792 mills above the rollback millage rate.

When comparing the 2017 maintenance and operations millage rate, 7.400, to the 2016 millage rate, 6.826, the difference between the two rates is 0.574 mills. However, the millage rate for General Obligation Bond Debt is being reduced by 0.24 mills. As a result, the County's total net millage rate increase from 2016 is 0.334 mills.

Residential and Commercial Property Tax Appeals

Notices of Current Assessment for the 2017 tax year for residential and commercial properties were mailed on April 7, 2017. During the 45 day appeal period, taxpayers filed 12,355 residential and commercial real property tax appeals, a 9 percent decrease from the number of real property appeals filed last year. As of July 12, 2017, 21.8 percent of the appeals have been settled.

2018 Budget Preparation

The fiscal year 2018 budget planning process continues. As of the date of this report, departments and elected officials have submitted their technology, capital, and operating budget requests including revenue estimates and decision package proposals. In late August, departments and elected officials will present their business plans to the Chairman's Budget Review Team for consideration.

Recurring Monthly Financial Trends

Due to a procedural change in the way annual prepaid license and support agreements are reported, multiple funds reflect year-over-year variances in expenditures. In 2016, annual expenditures for license and support agreements were recorded when they were paid, the majority of which were paid in January and February. Beginning in 2017, these expenditures are being spread out across the year in equal monthly increments.

Indirect cost charges are up across all operating funds by a net of 11.6 percent compared to last year, causing departments' budgets and actuals to fluctuate when compared to 2016. Indirect costs are the allocation of administrative support departments' costs to the departments that they support. The allocation is based on a countywide cost allocation plan prepared following federal guidelines, applied to the current year's budget.

Miscellaneous revenues in several funds reflect increases over last year due to the posting of pension forfeitures in May 2017. Pension forfeitures occur when a former employee is not fully vested in the County's pension plan at the time of separation.

Tax revenues in the 2003 G.O. Bond Debt Service Fund are significantly over budget. Tax revenue was budgeted very conservatively. There is no millage rate for the 2003 G.O. Bond Debt Service Fund in 2017; the amounts collected this year represent delinquent collections from prior year levies.

The Street Lighting Fund temporarily reflects negative equity, as expected this time of year. Equity will become positive in the fourth quarter when fees are collected with property tax bills.

Transportation expenses in the Local Transit Operating Fund reflect an increase of \$1.1 million compared to this same time last year. This is primarily due to transfers to the Renewal and Extension capital fund made in 2017 that were not made in 2016. In 2017, the fund has made contributions of approximately \$974,000 to the Renewal and Extension Fund for future capital needs.

Charges for services revenues in the Local Transit Operating Fund are down approximately \$122,000 compared to this same time last year due a decline in transit system ridership, particularly for Express routes. Despite the overall decrease in charges for services, local route fare box revenues reflect an increase over last year of approximately \$191,000.

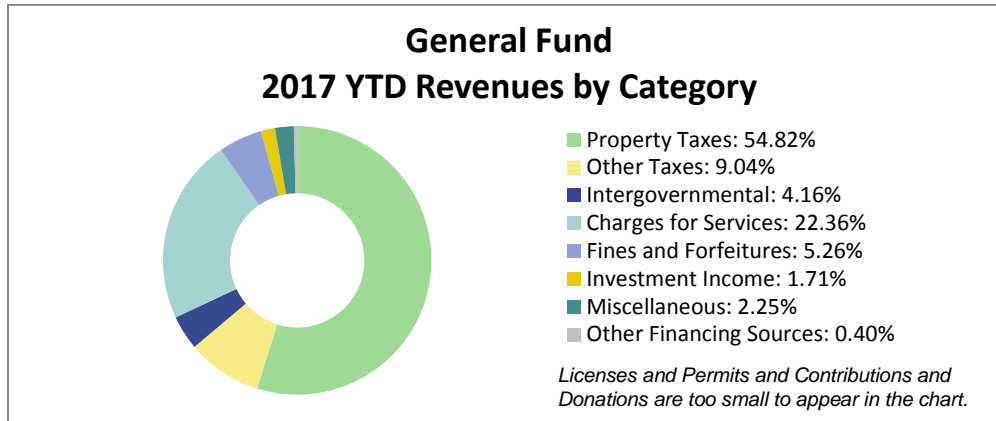
Miscellaneous revenues in the Local Transit Operating Fund are approximately \$245,000 lower than this same time last year, primarily due to a Compressed Natural Gas Fuel Tax Refund that was received in April last year. The Department of Transportation is not expecting to receive this refund in 2017.

Expenses in the Stormwater Operating Fund reflect an \$11.2 million year-over-year increase, which is primarily due to a procedural change in the way contributions to the Renewal and Extension Fund are handled. In 2016, a \$20.2 million transfer to the Renewal and Extension Fund was made in the fourth quarter as a single transfer. In 2017, the transfers are being made on a monthly basis with one-twelfth of the budgeted contribution transferred each month.

Expenses in the Auto Liability, Group Self-Insurance, Risk Management, and Workers' Compensation Funds are trending higher than this same time last year due to increases in claims activity. In June, the budget in the Auto Liability Fund was increased by \$750,000. Staff will continue to monitor the Group Self-Insurance, Risk Management, and Workers' Compensation Funds throughout the year to determine if budget adjustments will be necessary.

General Fund (page 12)

The General Fund accounts for all County revenues and expenditures that are not restricted to, or accounted for, in other funds. The County's General Fund supports services that benefit stakeholders, businesses, and residents countywide, such as sheriff, jail, courts, correctional facility, tax commissioner, health and human services, transportation, and elections.

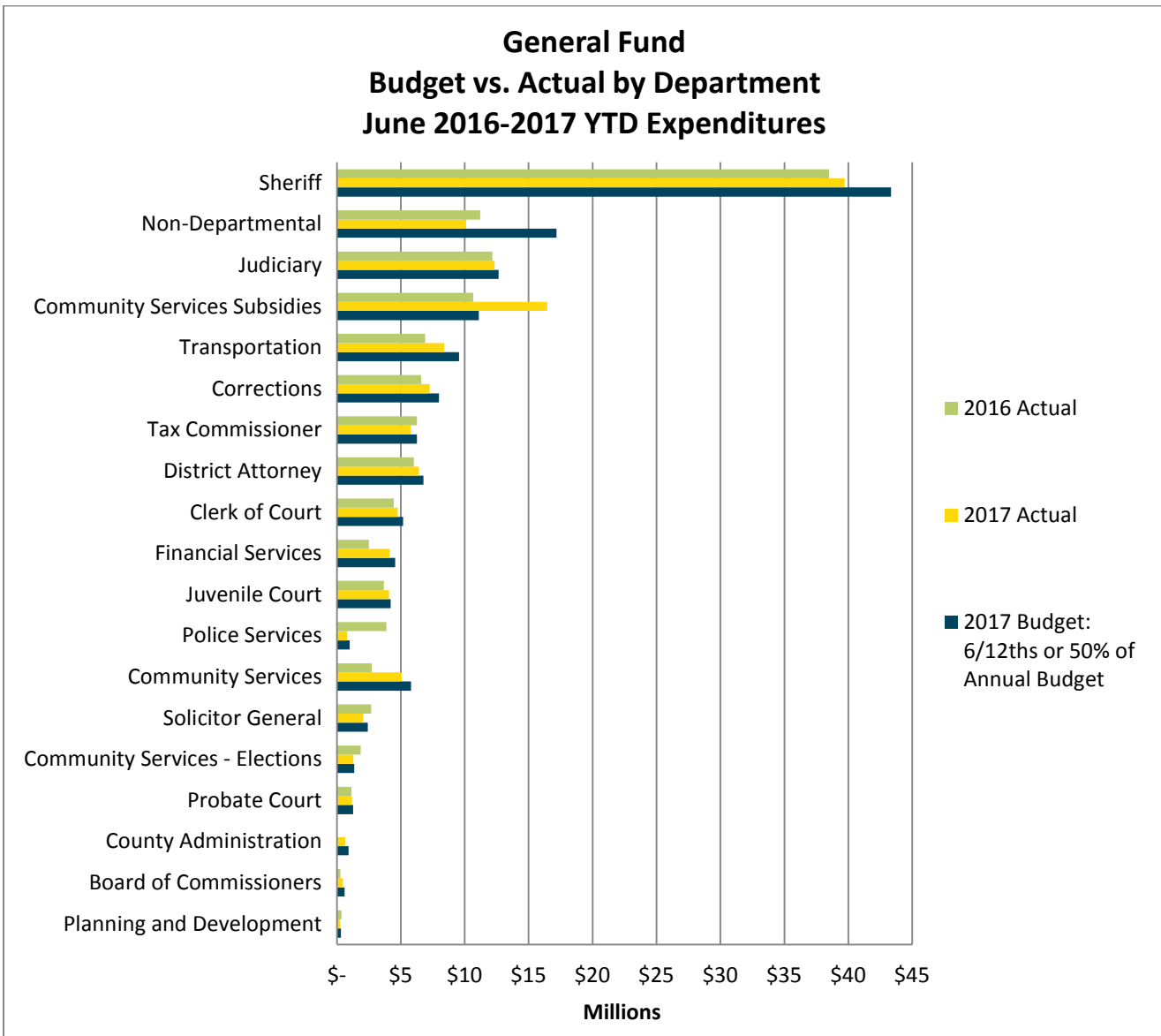


Current year motor vehicle taxes and prior year property taxes make up approximately 55 percent of year-to-date revenues in the General Fund. Current year real and personal property taxes, which make up the largest percentage of the fund's budget, will be billed and collected later in the year.

Tax collections in the General Fund are down approximately \$746,000, or 3.2 percent, compared to this same time last year. The year-over-year decrease is primarily attributable to the following:

- A \$743,000 decrease in motor vehicle ad valorem taxes and a \$282,000 decrease in title fees. These declines are due to House Bill 386, which removed the sales tax and the annual ad valorem tax ("birthday tax") on vehicles and replaced them with a new title ad valorem tax (TAVT) in 2013. As a result, motor vehicle ad valorem tax continues to decrease as automobiles transition to the new method. TAVT revenues help offset the loss in motor vehicle ad valorem taxes.
- A \$339,000 decrease in real property penalties and interest. The decrease is due to the implementation of House Bill 960 which reduced penalties for late tax payments, replacing a 10 percent penalty after 90 days with a 5 percent penalty after 120 days. The penalty increases by 5 percent every 120 days until reaching a maximum of 20 percent.
- A \$169,000 decrease in financial institution taxes. Financial institution taxes are business license taxes paid by financial institutions having an office located within the County. In 2016, the County received unexpected, one-time financial institution tax revenues resulting from an audit of a bank located within the County.

The decreases listed above are partially offset by an increase in public utility taxes due to a \$545,000 settlement from a public utility company.



Non-departmental expenditures are approximately \$1.1 million, or 9.9 percent, lower than this same time last year, primarily due to a procedural change in the way annual prepaid license and support agreements are reported. In 2016, a \$2.5 million payment for the maintenance of our 800 MHz radio system was recorded in February when it was paid; in 2017, this payment is being spread out across the year in equal monthly increments.

Community Services subsidies are higher than last year and are currently over budget based on the percentage of the fiscal year that has lapsed. This is primarily due to the timing of when subsidy payments and payments to other governments are made. Community Services subsidy payments are generally paid quarterly. In 2017, the third quarter payments posted in June, but the third quarter payments posted in July in 2016. The subsidy payments to the Atlanta Regional Commission in 2017 were slightly higher than expected due an increase in the per capita rate which determines the contract payment amount. A budget adjustment will be necessary later in the year, prior to the fourth quarter payment.

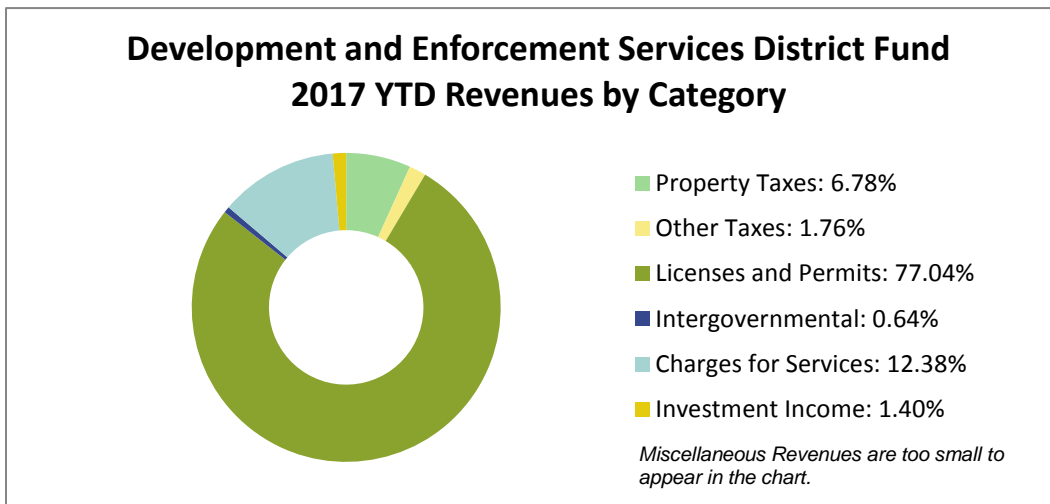
Police Services expenditures in the General Fund reflect a year-over-year decrease, and Community Services expenditures reflect a year-over-year increase. These variances are

primarily attributable to the reassignment of animal welfare from Police Services to Community Services on April 1, 2017. When the change was made, year-to-date animal welfare expenditures were transferred from Police Services to Community Services. A one-time transfer to capital vehicles in 2016 also contributed to the year-over-year decline in Police Services expenditures.

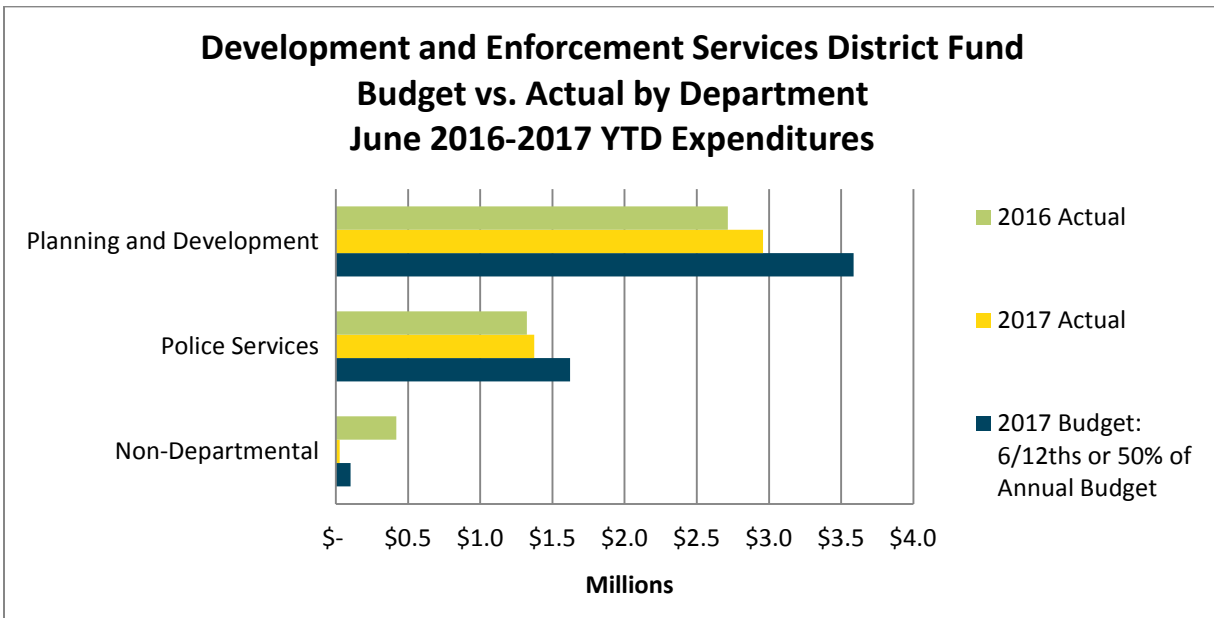
Board of Commissioners expenditures increased approximately \$204,500, or 73.8 percent, compared to this same time last year. This is primarily due to a structural change made in 2017 affecting the funding source of some positions.

Development and Enforcement Services District Fund (page 15)

The Development and Enforcement Services District Fund is used to account for the revenues and expenditures attributable to the Development and Enforcement Services District. This district includes all properties within unincorporated Gwinnett County. The County is responsible for providing short-term planning and code enforcement services within this district.

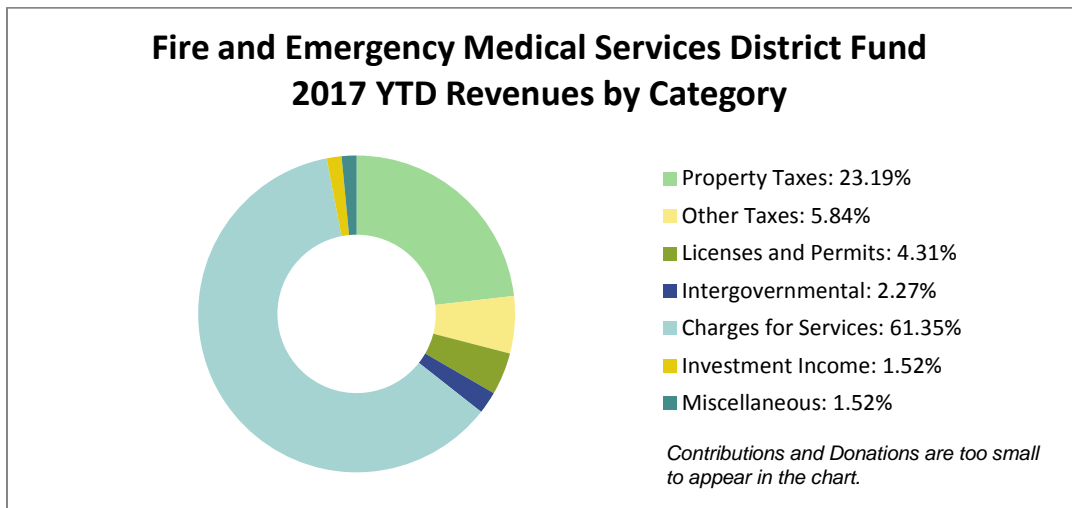


Although current year-to-date revenues collected are primarily from licenses and permits, as shown in the chart above, the main revenue source will shift to property taxes later in the year when they are collected. Property taxes represent approximately 54 percent of the fund's annual budget.

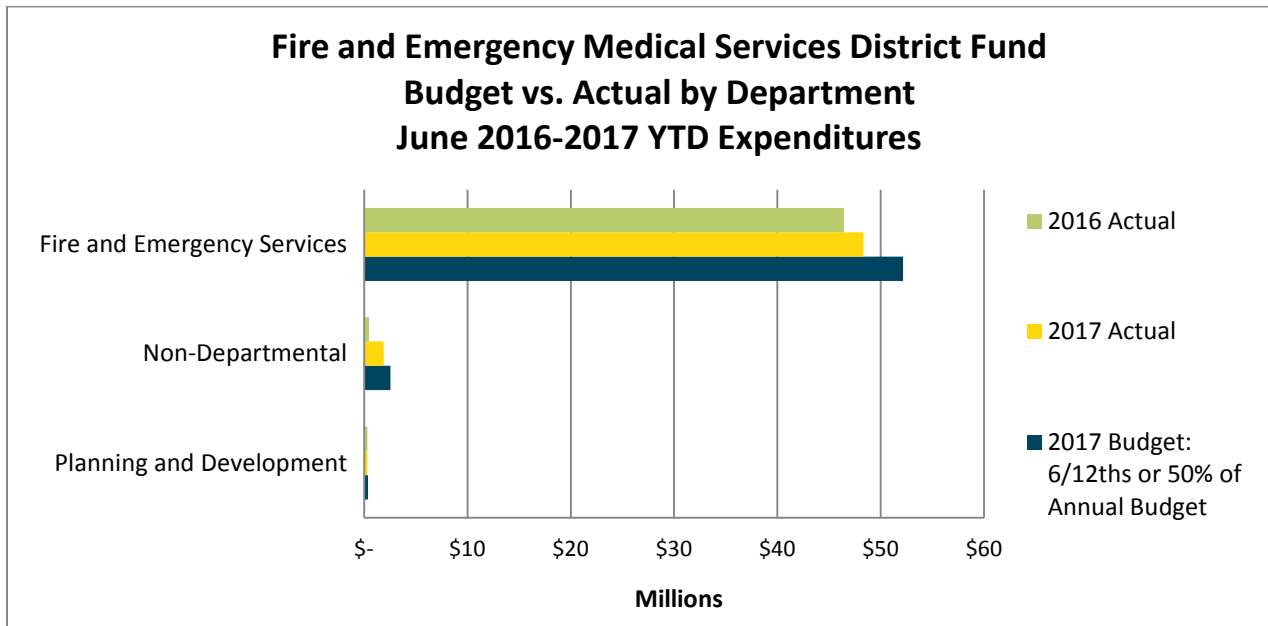


Fire and Emergency Medical Services District Fund (page 16)

The Fire and Emergency Medical Services District Fund is used to account for the revenues and expenditures attributable to the Fire and Emergency Medical Services District. This district includes all properties within unincorporated Gwinnett County and all cities except Loganville. Gwinnett County is responsible for providing fire and emergency medical protection within this district. The City of Loganville operates its own fire department, but residents and businesses continue to receive County-provided emergency medical services.

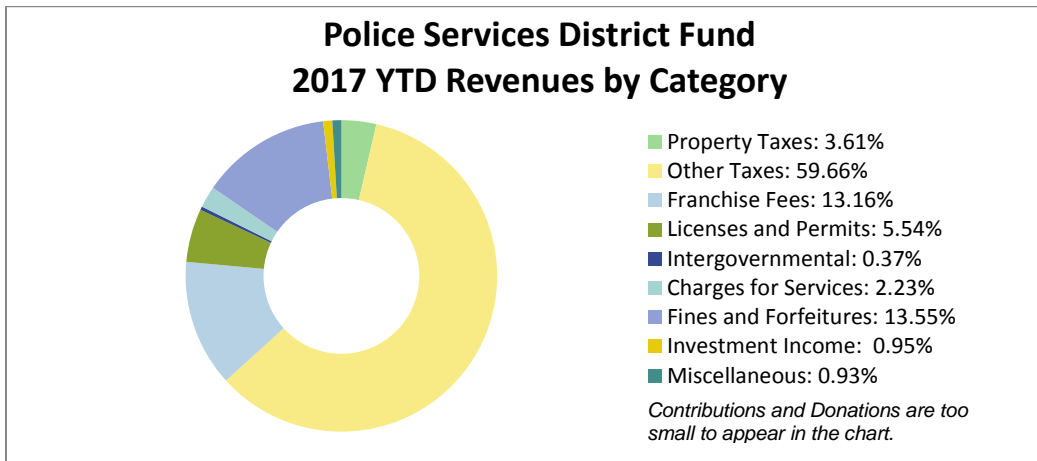


Although the chart above shows the largest portion of year-to-date revenues collected are from charges for services, the main revenue source will shift to property taxes later in the year when they are collected. Property taxes represent approximately 76 percent of the fund's annual budget.



Police Services District Fund (page 18)

The Police Services District Fund accounts for the revenues and expenditures attributable to the Police Services District. This district includes all properties within unincorporated Gwinnett County and cities that do not operate their own police departments (Berkeley Lake, Buford, Grayson, Dacula, Peachtree Corners, Rest Haven, and Sugar Hill). Gwinnett County is responsible for providing police protection within this district.

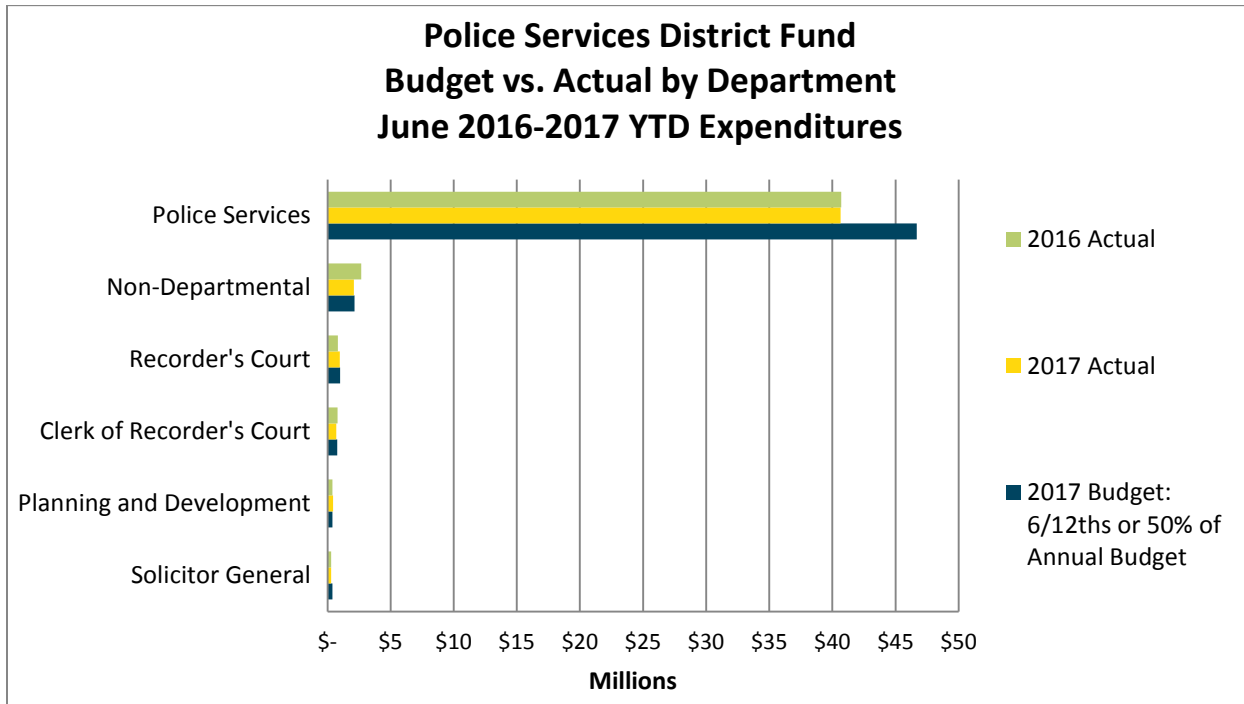


The other taxes category in the chart above includes occupation taxes and excise taxes on beer, wine, distilled spirits, and mixed drinks.

Although current year-to-date revenues collected are primarily from other taxes, as shown in the chart above, the main revenue sources will shift to property taxes and insurance premium taxes later in the year when they are collected. Property taxes and insurance premium taxes represent approximately 60 percent of the fund's annual budget.

Tax revenues in the Police Services District Fund are up approximately \$562,000 compared to this same time last year, primarily due to an increase in business license permits. There have been 15,238 permits issued in 2017, a 4.6 percent increase over the 14,565 permits issued in 2016.

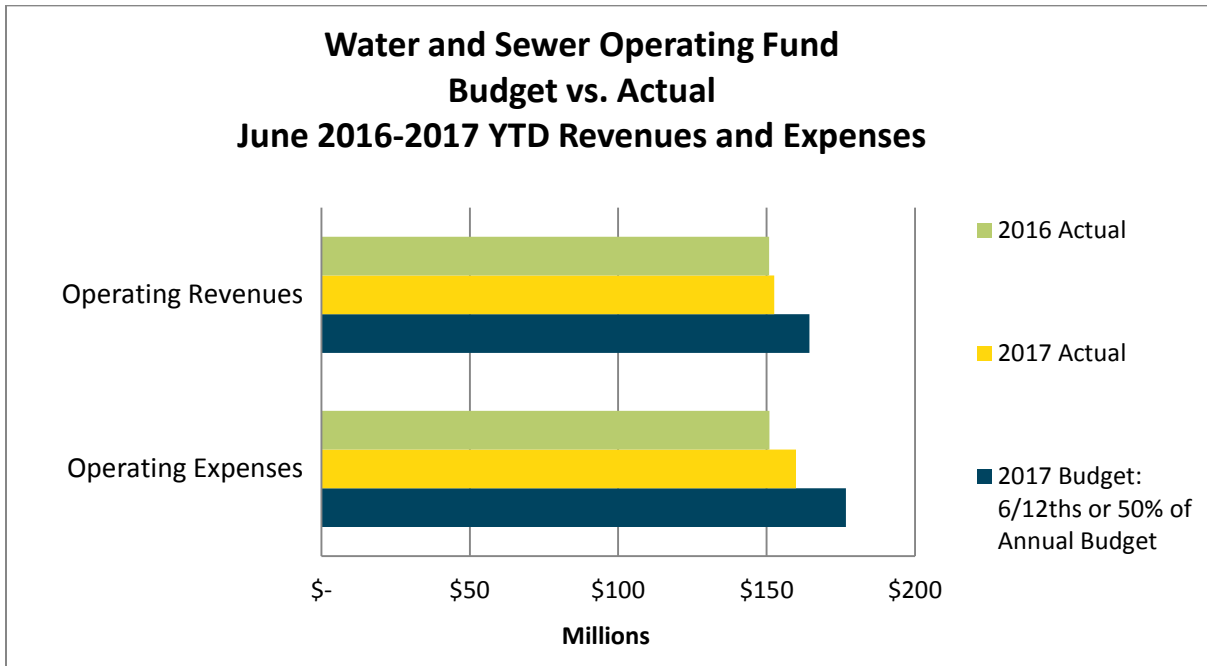
Fines and forfeiture revenues in the Police Services District Fund are approximately \$453,000 lower than this same time last year, primarily due declines in Recorder’s Court fines, school bus stop arm camera revenues, and traffic light camera citations. Traffic light camera citations generated approximately \$105,000 in revenues in 2016 prior to the discontinuation of the program.



Planning and Development expenditures in the Police Services District Fund are approximately \$49,000 over budget based on the percentage of the fiscal year that has lapsed. This is primarily due to pay-for-performance increases from last year posting in 2017, and the costs associated with temporary workers needed to process business license renewals earlier in the year.

Water and Sewer Operating Fund (page 47)

The Water and Sewer Operating Fund supports the operation, maintenance, and capital improvement of the water and sewer system.



Due to the heavy rainfall Gwinnett County has recently experienced, water consumption through June 2017 is down 1.9 percent compared to this same time last year. Despite the decrease in consumption, Water and Sewer Operating Fund revenues through June 2017 are approximately \$1.7 million, or 1.1 percent, higher than this time last year. The increase is primarily attributable to the planned increase in rates that occurred in January, as well as strong collection rates.

Although revenues are higher than this time last year, they are approximately \$11.9 million, or 7.2 percent, under budget based on the percentage of the fiscal year that has lapsed. Due to the proper accounting of revenues in the period earned, revenues lag by approximately one-half a month and will appear to be understated when compared to budget until year end.

Year-to-date Water and Sewer Operating Fund expenses through June 2017 are approximately \$9.0 million, or 6.0 percent, higher than this same time last year. The year-over-year increase in operating expenses is primarily attributable to an increase in the transfer to the Renewal and Extension capital fund.

Although year-to-date expenses are higher than this time last year, they are approximately \$16.8 million, or 9.5 percent, under budget based on the percentage of the fiscal year that has lapsed. The variance is primarily attributable to fluctuations in variable costs such as chemicals and utilities, and lower than expected expenses related to professional services and contracted repair and maintenance services.

YTD financial report 2017 gwinnettcountry

General Fund (001)

The General Fund is the primary tax and operating fund for all County revenues and expenditures that are not accounted for in other funds.

	FY 2017				FY 2016	
	2017 Adopted Budget	Current Annual Budget as of 06/30/2017	Actuals YTD as of 06/30/2017	% Actual to Current Budget	Actuals YTD as of 06/30/2016	% Actual to 06/30/2016 Budget
Fund Balance January 1	\$ 150,006,962	\$ 150,006,962	\$ 150,006,962			
Revenues:						
Taxes	\$ 222,176,456	\$ 222,176,456	\$ 22,512,563	10.13%	\$ 23,258,842	10.47%
Licenses and Permits	30,000	270,225	104,649	38.73%	-	-
Intergovernmental	3,436,572	3,511,593	1,464,089	41.69%	1,403,102	41.45%
Charges for Services	24,831,112	24,889,352	7,881,457	31.67%	7,065,253	29.06%
Fines and Forfeitures	3,950,375	3,950,375	1,853,252	46.91%	1,847,332	41.09%
Investment Income	606,001	606,001	603,556	99.60%	528,472	96.55%
Contributions and Donations	4,000	128,308	9,128	7.11%	3,919	14.85%
Miscellaneous	984,678	1,006,994	793,802	78.83%	886,024	72.16%
Other Financing Sources	165,000	220,800	140,760	63.75%	177,901	107.82%
Revenues without Use of Fund Balance	256,184,194	256,760,104	35,363,256	13.77%	35,170,845	13.73%
Revenue Reserves	9,000,000	9,000,000	-	0.00%	-	0.00%
Use of Fund Balance	19,477,684	19,120,393	-	0.00%	-	0.00%
TOTAL REVENUES	\$ 284,661,878	\$ 284,880,497	\$ 35,363,256	12.41%	\$ 35,170,845	12.90%
Appropriations:						
Board of Commissioners	\$ 1,229,400	\$ 1,214,238	\$ 481,478	39.65%	\$ 277,016	43.96%
County Administration	1,835,621	1,835,621	652,243	35.53%	-	-
Financial Services	9,153,002	9,124,243	4,146,223	45.44%	3,680,627	45.74%
Tax Commissioner	12,515,052	12,515,052	5,783,578	46.21%	6,272,105	47.54%
Transportation	18,801,475	19,103,936	8,405,168	44.00%	6,905,846	40.58%
Planning and Development	648,933	635,388	261,216	41.11%	367,281	43.00%
Police Services	6,795,201	1,996,407	805,576	40.35%	2,730,288	42.68%
Corrections	15,977,143	15,971,586	7,251,802	45.40%	6,602,050	44.84%
Community Services	6,788,377	11,615,601	5,065,900	43.61%	2,671,532	42.36%
Community Services Subsidies:						
Atlanta Regional Commission	888,405	888,405	725,108	81.62%	430,900	48.50%
Board of Health	1,564,391	1,564,391	1,173,293	75.00%	782,196	50.00%
Coalition for Health & Human Services	235,088	235,088	176,316	75.00%	27,537	50.00%
Dept of Family & Children's Services	660,638	660,638	495,479	75.00%	330,319	50.00%
Forestry	8,698	8,698	8,698	100.00%	8,698	100.00%
Gwinnett Sexual Assault Center	175,000	175,000	131,250	75.00%	58,625	50.00%
Indigent Medical	225,000	225,000	168,750	75.00%	112,500	50.00%
Library In-House Services	710,510	710,510	279,535	39.34%	293,333	37.08%
Library Subsidy	16,950,800	16,950,800	12,713,100	75.00%	8,225,396	50.00%
Mental Health	768,297	768,297	576,223	75.00%	384,149	50.00%
Total Community Services Subsidies	22,186,827	22,186,827	16,447,752	74.13%	10,653,653	49.48%
Community Services - Elections	2,691,744	2,691,744	1,288,787	47.88%	2,512,199	27.66%
Juvenile Court	7,624,313	8,418,213	4,066,208	48.30%	3,866,873	47.67%
Sheriff	85,817,230	86,658,330	39,717,062	45.83%	38,501,958	48.16%
Clerk of Court	10,379,273	10,365,916	4,760,229	45.92%	4,442,062	44.67%

YTD financial report 2017 gwinnettcountry

General Fund (001)

The General Fund is the primary tax and operating fund for all County revenues and expenditures that are not accounted for in other funds.

	FY 2017				FY 2016	
	2017 Adopted Budget	Current Annual Budget as of 06/30/2017	Actuals YTD as of 06/30/2017	% Actual to Current Budget	Actuals YTD as of 06/30/2016	% Actual to 06/30/2016 Budget
Judiciary	19,838,709	25,314,633	12,327,374	48.70%	12,158,214	50.99%
Probate Court	2,440,370	2,523,370	1,179,713	46.75%	1,127,890	47.96%
District Attorney	13,525,865	13,525,865	6,423,035	47.49%	6,018,405	48.15%
Solicitor General	4,805,173	4,813,173	2,058,931	42.78%	1,857,865	44.66%
Non-Departmental:						
Compensation Reserve	450,000	450,000	-	0.00%	-	0.00%
Contingency	1,200,000	1,200,000	-	0.00%	-	0.00%
Contribution to Capital	4,553,170	4,584,654	2,287,080	49.89%	3,022,631	50.00%
Contribution to Capital Vehicles	-	-	-	-	94,923	93.79%
Contribution to Local Transit	8,122,040	8,122,040	4,061,020	50.00%	3,175,286	50.00%
Grant Match	200,000	200,000	-	0.00%	-	0.00%
Gwinnett Hospital Authority	1,000,000	1,000,000	1,000,000	100.00%	1,000,000	100.00%
Inmate Housing Reserve	100,000	100,000	-	0.00%	-	0.00%
Prisoner Medical Reserve	1,900,000	985,900	-	0.00%	-	0.00%
Judicial Reserve	200,000	200,000	-	0.00%	-	0.00%
Medical Examiner	1,366,100	1,366,100	771,518	56.48%	757,566	55.26%
Other Miscellaneous	120,773	120,773	67,375	55.79%	48,751	40.37%
Pauper Burial	205,000	205,000	52,630	25.67%	47,830	23.33%
Partnership Gwinnett	500,000	500,000	400,000	80.00%	400,000	80.00%
Fuel/Parts Reserve	105,000	105,000	-	0.00%	-	0.00%
Indigent Defense Reserve	5,500,000	1,555,200	-	0.00%	-	0.00%
Court Reporters Reserve	2,400,000	473,800	-	0.00%	-	0.00%
Court Interpreters Reserve	690,000	205,800	-	0.00%	-	0.00%
Motor Vehicle Contribution	9,575,086	9,575,086	-	0.00%	-	0.00%
800 MHZ Maintenance	2,920,046	2,920,046	1,429,166	48.94%	2,529,379	87.46%
Other Governmental Agencies	500,955	500,955	36,641	7.31%	138,176	19.73%
Total Non-Departmental	41,608,170	34,370,354	10,105,430	29.40%	11,214,542	33.00%
TOTAL APPROPRIATIONS	\$ 284,661,878	\$ 284,880,497	\$ 131,227,705	46.06%	\$ 121,860,406	44.70%

Projected Fund Balance December 31

\$ 121,529,278 **\$ 121,886,569**

Fund Balance as of Report Date

\$ 54,142,513

YTD financial report 2017 gwinnettcountry

2003 G.O. Bond Debt Service Fund (951)

The 2003 General Obligation Bond Debt Service Fund accounts for the accumulation of resources for, and the payment of, general long-term debt principal and interest related to the 2003 detention center construction bonds. Principal and interest are paid in January and interest only is paid again in July.

	FY 2017				FY 2016	
	2017 Adopted Budget	Current Annual Budget as of 06/30/2017	Actuals YTD as of 06/30/2017	% Actual to Current Budget	Actuals YTD as of 06/30/2016	% Actual to 06/30/2016 Budget
Fund Balance January 1	\$ 19,224,694	\$ 19,224,694	\$ 19,224,694			
Revenues:						
Taxes	\$ 54,771	\$ 54,771	\$ 420,365	767.50%	\$ 381,370	5.80%
Intergovernmental	40,154	40,154	18,164	45.24%	17,364	60.53%
Investment Income	-	-	54,469	-	14,956	-
Revenues without Use of Fund Balance	94,925	94,925	492,998	519.36%	413,690	6.27%
Use of Fund Balance	4,166,863	4,170,796	-	0.00%	-	-
TOTAL REVENUES	<u>\$ 4,261,788</u>	<u>\$ 4,265,721</u>	<u>\$ 492,998</u>	11.56%	<u>\$ 413,690</u>	6.27%
Appropriations:						
Debt Service	\$ 4,261,788	\$ 4,265,721	\$ 4,082,671	95.71%	\$ 3,975,738	94.88%
TOTAL APPROPRIATIONS	<u>\$ 4,261,788</u>	<u>\$ 4,265,721</u>	<u>\$ 4,082,671</u>	95.71%	<u>\$ 3,975,738</u>	60.25%
Projected Fund Balance December 31	\$ 15,057,831	\$ 15,053,898				
Fund Balance as of Report Date			\$ 15,635,021			

YTD financial report 2017 gwinnettcountry

Development & Enforcement District Fund (104)

The Development and Enforcement Services District Fund is used to account for the revenues and expenditures attributable to the Development and Enforcement Services District. Gwinnett County is responsible for providing short-term planning and code enforcement services within this district. This District includes all properties within unincorporated Gwinnett County.

	FY 2017				FY 2016	
	2017 Adopted Budget	Current Annual Budget as of 06/30/2017	Actuals YTD as of 06/30/2017	% Actual to Current Budget	Actuals YTD as of 06/30/2016	% Actual to 06/30/2016 Budget
Fund Balance January 1	\$ 9,215,729	\$ 9,215,729	\$ 9,215,729			
Revenues:						
Taxes	\$ 6,383,725	\$ 6,383,725	\$ 228,835	3.58%	\$ 219,133	3.57%
Licenses and Permits	3,975,900	3,975,900	2,064,532	51.93%	2,206,960	66.67%
Intergovernmental	40,309	40,309	17,080	42.37%	16,977	59.57%
Charges for Services	518,135	518,135	331,807	64.04%	332,304	66.78%
Investment Income	36,000	36,000	37,440	104.00%	30,280	93.85%
Miscellaneous	-	-	6,736	-	11,235	-
Other Financing Sources	668,029	668,029	-	0.00%	-	0.00%
TOTAL REVENUES	\$ 11,622,098	\$ 11,622,098	\$ 2,686,430	23.11%	\$ 2,816,889	26.69%
Appropriations:						
Planning and Development	\$ 7,249,898	\$ 7,173,739	\$ 2,958,241	41.24%	\$ 2,714,707	41.82%
Police Services	3,243,225	3,243,225	1,372,948	42.33%	1,322,411	44.43%
Non-Departmental:						
Compensation Reserve	50,000	50,000	-	0.00%	-	0.00%
Fuel/Parts Reserve	7,000	7,000	-	0.00%	-	-
Non-Departmental D&E	126,466	143,216	26,066	18.20%	417,417	45.35%
Total Non-Departmental	183,466	200,216	26,066	13.02%	417,417	43.02%
Appropriations without Contribution to Fund Balance	10,676,589	10,617,180	4,357,255	41.04%	4,454,535	42.67%
Contribution to Fund Balance	945,509	1,004,918	-	0.00%	-	0.00%
TOTAL APPROPRIATIONS	\$ 11,622,098	\$ 11,622,098	\$ 4,357,255	37.49%	\$ 4,454,535	42.21%
Projected Fund Balance December 31	\$ 10,161,238	\$ 10,220,647				
Fund Balance as of Report Date			\$ 7,544,904			

YTD financial report 2017 gwinnettcountry

Fire and EMS District Fund (102)

The Fire and Emergency Medical Services District Fund is used to account for the revenues and expenditures attributable to the Fire and Emergency Medical Service District. This district includes all properties within unincorporated Gwinnett County and all cities except Loganville. Gwinnett County is responsible for providing fire and emergency medical protection within this district. The City of Loganville operates its own fire department, but residents and businesses will continue to receive county-provided emergency medical services.

	FY 2017				FY 2016	
	2017 Adopted Budget	Current Annual Budget as of 06/30/2017	Actuals YTD as of 06/30/2017	% Actual to Current Budget	Actuals YTD as of 06/30/2016	% Actual to 06/30/2016 Budget
Fund Balance January 1	\$ 47,543,463	\$ 47,543,463	\$ 47,543,463			
Revenues:						
Taxes	\$ 84,894,109	\$ 84,894,109	\$ 3,081,383	3.63%	\$ 2,839,750	3.50%
Licenses and Permits	900,896	900,896	457,721	50.81%	476,056	60.15%
Intergovernmental	534,059	534,059	240,746	45.08%	230,808	60.52%
Charges for Services	15,495,100	15,495,100	6,512,737	42.03%	6,224,023	39.96%
Investment Income	130,000	130,000	161,636	124.34%	110,441	87.67%
Contributions and Donations	-	-	100	-	1,200	480.00%
Miscellaneous	1,500	1,500	160,930	10,728.67%	62,166	203.07%
Other Financing Sources	5,938,036	5,938,036	-	0.00%	-	0.00%
Revenues without Use of Fund Balance	107,893,700	107,893,700	10,615,253	9.84%	9,944,444	9.67%
Use of Fund Balance	3,112,356	2,317,297	-	0.00%	-	-
TOTAL REVENUES	\$ 111,006,056	\$ 110,210,997	\$ 10,615,253	9.63%	\$ 9,944,444	9.67%
Appropriations:						
Planning and Development	\$ 762,979	\$ 757,333	\$ 329,961	43.57%	\$ 306,877	46.96%
Fire and Emergency Services	105,145,447	104,356,034	48,307,079	46.29%	46,419,977	46.94%
Non-Departmental:						
Compensation Reserve	200,000	200,000	-	0.00%	-	0.00%
Fuel/Parts Reserve	160,000	160,000	-	0.00%	-	-
Non-Departmental Fire EMS Fund	4,737,630	4,737,630	1,908,715	40.29%	466,064	25.16%
Total Non-Departmental	5,097,630	5,097,630	1,908,715	37.44%	466,064	22.71%
TOTAL APPROPRIATIONS	\$ 111,006,056	\$ 110,210,997	\$ 50,545,755	45.86%	\$ 47,192,918	45.87%
Projected Fund Balance December 31	\$ 44,431,107	\$ 45,226,166				
Fund Balance as of Report Date			\$ 7,612,961			

YTD financial report 2017 gwinnettcountry

Loganville EMS District Fund (103)

The Loganville Emergency Medical Services District Fund is used to account for the revenues and expenditures attributable to the Loganville Emergency Medical Services District. This district includes all properties within the portion of incorporated Loganville that lie within Gwinnett County. The County is responsible for providing emergency medical services within this district. The majority of expenditures are recorded in the fall based upon the certified property tax digest as outlined in the intergovernmental agreement with the City of Loganville.

	FY 2017				FY 2016	
	2017 Adopted Budget	Current Annual Budget as of 06/30/2017	Actuals YTD as of 06/30/2017	% Actual to Current Budget	Actuals YTD as of 06/30/2016	% Actual to 06/30/2016 Budget
Fund Balance January 1	\$ 764,316	\$ 764,316	\$ 764,316			
Revenues:						
Investment Income	\$ 3,933	\$ 3,933	\$ 2,721	69.18%	\$ 2,499	62.41%
Revenues without Use of Fund Balance	3,933	3,933	2,721	69.18%	2,499	62.41%
Use of Fund Balance	41,245	41,245	-	0.00%	-	0.00%
TOTAL REVENUES	<u>\$ 45,178</u>	<u>\$ 45,178</u>	<u>\$ 2,721</u>	6.02%	<u>\$ 2,499</u>	5.84%
Appropriations:						
Loganville EMS	\$ 45,178	\$ 45,178	\$ 3,113	6.89%	\$ 1,622	3.79%
TOTAL APPROPRIATIONS	<u>\$ 45,178</u>	<u>\$ 45,178</u>	<u>\$ 3,113</u>	6.89%	<u>\$ 1,622</u>	3.79%
Projected Fund Balance December 31	\$ 723,071	\$ 723,071				
Fund Balance as of Report Date			\$ 763,924			

YTD financial report 2017 gwinnettcountry

Police Services District Fund (106)

The Police Services District Fund is used to account for the revenues and expenditures attributable to the Police Services District. This district includes all properties within unincorporated Gwinnett County and cities that do not operate their own police departments (Berkeley Lake, Buford, Grayson, Dacula, Peachtree Corners, Rest Haven, and Sugar Hill). Gwinnett County is responsible for providing police protection within this district.

	FY 2017				FY 2016	
	2017 Adopted Budget	Current Annual Budget as of 06/30/2017	Actuals YTD as of 06/30/2017	% Actual to Current Budget	Actuals YTD as of 06/30/2016	% Actual to 06/30/2016 Budget
Fund Balance January 1	\$ 51,379,568	\$ 51,379,568	\$ 51,379,568			
Revenues:						
Taxes	\$ 58,665,793	\$ 58,665,793	\$ 20,630,814	35.17%	\$ 20,069,230	35.89%
Insurance Premium Taxes	30,291,123	30,291,123	-	0.00%	-	0.00%
Licenses and Permits	4,194,288	4,194,288	1,493,870	35.62%	1,567,697	39.02%
Intergovernmental	222,073	222,073	99,068	44.61%	94,444	58.89%
Charges for Services	1,020,437	1,020,437	602,619	59.05%	649,518	53.12%
Fines and Forfeitures	9,100,304	9,100,304	3,655,732	40.17%	4,108,466	37.74%
Investment Income	200,000	200,000	256,274	128.14%	173,579	87.59%
Contributions and Donations	-	17,500	17,500	100.00%	-	-
Miscellaneous	273,462	287,562	250,980	87.28%	158,236	46.71%
Other Financing Sources	2,969,018	2,969,018	-	0.00%	-	0.00%
TOTAL REVENUES	\$ 106,936,498	\$ 106,968,098	\$ 27,006,857	25.25%	\$ 26,821,170	25.93%
Appropriations:						
Planning and Development	\$ 791,982	\$ 791,982	\$ 444,947	56.18%	\$ 388,117	53.77%
Police Services	94,013,317	93,351,711	40,644,013	43.54%	40,695,877	45.07%
Recorder's Court	1,902,622	1,993,322	980,146	49.17%	813,164	49.50%
Solicitor General	761,700	761,700	285,418	37.47%	281,436	43.27%
Clerk of Recorder's Court	1,532,639	1,532,639	693,889	45.27%	791,558	47.83%
Non-Departmental:						
Compensation Reserve	200,000	200,000	-	0.00%	-	0.00%
Fuel/Parts Reserve	248,000	248,000	-	0.00%	-	-
Other Governmental Agencies	120,636	120,636	120,636	100.00%	120,636	100.00%
Non-Departmental Police	3,904,852	3,715,652	1,978,801	53.26%	2,548,014	53.78%
Total Non-Departmental	4,473,488	4,284,288	2,099,437	49.00%	2,668,650	52.76%
Appropriations without Contribution to Fund Balance	103,475,748	102,715,642	45,147,850	43.95%	45,638,802	45.63%
Contribution to Fund Balance	3,460,750	4,252,456	-	0.00%	-	0.00%
TOTAL APPROPRIATIONS	\$ 106,936,498	\$ 106,968,098	\$ 45,147,850	42.21%	\$ 45,638,802	44.11%
Projected Fund Balance December 31	\$ 54,840,318	\$ 55,632,024				
Fund Balance as of Report Date			\$ 33,238,575			

YTD financial report 2017 gwinnettcountry

Recreation Fund (105)

The Recreation Fund is used to account for the operations and maintenance of County parks and recreational facilities. Financing is provided by a specific property tax levy and miscellaneous revenues including admissions, concessions, and sport activity fees.

	FY 2017				FY 2016	
	2017 Adopted Budget	Current Annual Budget as of 06/30/2017	Actuals YTD as of 06/30/2017	% Actual to Current Budget	Actuals YTD as of 06/30/2016	% Actual to 06/30/2016 Budget
Fund Balance January 1	\$ 17,258,095	\$ 17,258,095	\$ 17,258,095			
Revenues:						
Taxes	\$ 27,540,995	\$ 27,540,995	\$ 1,710,459	6.21%	\$ 1,541,208	5.93%
Intergovernmental	158,953	158,953	71,900	45.23%	68,737	56.72%
Charges for Services	4,498,597	4,498,597	2,356,528	52.38%	2,390,265	57.42%
Investment Income	58,522	58,522	70,312	120.15%	51,361	91.01%
Contributions and Donations	48,300	48,300	250	0.52%	8,120	11.18%
Miscellaneous	2,342,342	2,342,342	1,350,133	57.64%	1,424,836	65.50%
Other Financing Sources	26,930	26,930	-	0.00%	-	0.00%
Revenues without Use of Fund Balance	34,674,639	34,674,639	5,559,582	16.03%	5,484,527	16.82%
Use of Fund Balance	1,320,192	1,239,003	-	0.00%	-	-
TOTAL REVENUES	\$ 35,994,831	\$ 35,913,642	\$ 5,559,582	15.48%	\$ 5,484,527	16.82%
Appropriations:						
Community Services	\$ 34,202,461	\$ 34,121,272	\$ 14,889,928	43.64%	\$ 14,324,961	44.79%
Support Services	175,360	175,360	70,456	40.18%	82,101	54.93%
Non-Departmental:						
Compensation Reserve	50,000	50,000	-	0.00%	-	0.00%
Fuel/Parts Reserve	15,000	15,000	-	0.00%	-	-
Non-Departmental Recreation Fund	1,552,010	1,552,010	768,505	49.52%	616	3.79%
Total Non-Departmental	1,617,010	1,617,010	768,505	47.53%	616	0.93%
TOTAL APPROPRIATIONS	\$ 35,994,831	\$ 35,913,642	\$ 15,728,889	43.80%	\$ 14,407,678	44.18%
Projected Fund Balance December 31	\$ 15,937,903	\$ 16,019,092				
Fund Balance as of Report Date			\$ 7,088,788			

YTD financial report 2017 gwinnettcouuty

Gwinnett Place TAD Fund (165)

The Gwinnett Place TAD Fund is used to account for positive tax increment revenues attributable to the Gwinnett Place Tax Allocation District (TAD). These revenues are used to pay for redevelopment costs that provide substantial public benefit in accordance with the Gwinnett Place Redevelopment Plan. This district includes properties in the Gwinnett Place Community Improvement District which is located in the Gwinnett Place Redevelopment Area at the intersection of I-85 and Pleasant Hill Road in Duluth.

	FY 2017			% Actual to Current Budget	FY 2016	
	2017 Adopted Budget	Current Annual Budget as of 06/30/2017	Actuals YTD as of 06/30/2017		Actuals YTD as of 06/30/2016	% Actual to 06/30/2016 Budget
Fund Balance January 1	\$ -	\$ -	\$ -			
Revenues:						
Taxes	\$ -	\$ -	\$ -	-	\$ -	-
TOTAL REVENUES	\$ -	\$ -	\$ -	-	\$ -	-
Appropriations:						
Planning and Development	\$ -	\$ -	\$ -	-	\$ -	-
TOTAL APPROPRIATIONS	\$ -	\$ -	\$ -	-	\$ -	-
Projected Fund Balance December 31	\$ -	\$ -				
Fund Balance as of Report Date			\$ -			

YTD financial report 2017 gwinnettcountry

Indian Trail TAD Fund (162)

The Indian Trail TAD Fund is used to account for positive tax increment revenues attributable to the Indian Trail Tax Allocation District (TAD). These revenues are used to pay for redevelopment costs that provide substantial public benefit in accordance with the Indian Trail Redevelopment Plan. The Indian Trail TAD is located in the Gwinnett Village Community Improvement District at the I-85 and Indian Trail-Lilburr Road interchange adjacent to the city of Norcross.

	FY 2017			% Actual to Current Budget	FY 2016	
	2017 Adopted Budget	Current Annual Budget as of 06/30/2017	Actuals YTD as of 06/30/2017		Actuals YTD as of 06/30/2016	% Actual to 06/30/2016 Budget
Fund Balance January 1	\$ 421,805	\$ 421,805	\$ 421,805			
Revenues:						
Taxes	\$ -	\$ -	\$ 3,695	-	\$ 3,435	-
TOTAL REVENUES	<u>\$ -</u>	<u>\$ -</u>	<u>\$ 3,695</u>	-	<u>\$ 3,435</u>	-
Appropriations:						
Planning and Development	\$ -	\$ -	\$ -	-	\$ -	-
TOTAL APPROPRIATIONS	<u>\$ -</u>	<u>\$ -</u>	<u>\$ -</u>	-	<u>\$ -</u>	-
Projected Fund Balance December 31	<u>\$ 421,805</u>	<u>\$ 421,805</u>				
Fund Balance as of Report Date			<u>\$ 425,500</u>			

YTD financial report 2017 gwinnettcountry

Jimmy Carter Boulevard TAD Fund (161)

The Jimmy Carter Boulevard TAD Fund is used to account for positive tax increment revenues attributable to the Jimmy Carter Tax Allocation District (TAD). These revenues are used to pay for redevelopment costs that provide substantial public benefit in accordance with the Jimmy Carter Boulevard Redevelopment Plan. The Jimmy Carter Boulevard TAD is located in the Gwinnett Village Community Improvement District along the Jimmy Carter Boulevard corridor adjacent to the city of Norcross.

	FY 2017			% Actual to Current Budget	FY 2016	
	2017 Adopted Budget	Current Annual Budget as of 06/30/2017	Actuals YTD as of 06/30/2017		Actuals YTD as of 06/30/2016	% Actual to 06/30/2016 Budget
Fund Balance January 1	\$ 1,720,289	\$ 1,720,289	\$ 1,720,289			
Revenues:						
Taxes	\$ -	\$ -	\$ 4,773	-	\$ 2,435	-
TOTAL REVENUES	<u>\$ -</u>	<u>\$ -</u>	<u>\$ 4,773</u>	-	<u>\$ 2,435</u>	-
Appropriations:						
Planning and Development	\$ -	\$ -	\$ -	-	\$ -	-
TOTAL APPROPRIATIONS	<u>\$ -</u>	<u>\$ -</u>	<u>\$ -</u>	-	<u>\$ -</u>	-
Projected Fund Balance December 31	<u>\$ 1,720,289</u>	<u>\$ 1,720,289</u>				
Fund Balance as of Report Date			<u>\$ 1,725,062</u>			

YTD financial report 2017 gwinnettcountry

Lake Lucerne TAD Fund (164)

The Lake Lucerne TAD Fund is used to account for positive tax increment revenues attributable to the Lake Lucerne Tax Allocation District (TAD). These revenues are used to pay for redevelopment costs that provide substantial public benefit in accordance with the Lake Lucerne Redevelopment Plan. The Lake Lucerne TAD is located in the Evermore Community Improvement District at the intersection of Highway 78 (Stone Mountain Highway) and Killian Hill Road.

	FY 2017			% Actual to Current Budget	FY 2016	
	2017 Adopted Budget	Current Annual Budget as of 06/30/2017	Actuals YTD as of 06/30/2017		Actuals YTD as of 06/30/2016	% Actual to 06/30/2016 Budget
Fund Balance January 1	\$ -	\$ -	\$ -			
Revenues:						
Taxes	\$ -	\$ -	\$ -	-	\$ -	-
TOTAL REVENUES	<u>\$ -</u>	<u>\$ -</u>	<u>\$ -</u>	-	<u>\$ -</u>	-
Appropriations:						
Planning and Development	\$ -	\$ -	\$ -	-	\$ -	-
TOTAL APPROPRIATIONS	<u>\$ -</u>	<u>\$ -</u>	<u>\$ -</u>	-	<u>\$ -</u>	-
Projected Fund Balance December 31	\$ -	\$ -				
Fund Balance as of Report Date			\$ -			

YTD financial report 2017 gwinnettcountry

Park Place TAD Fund (163)

The Park Place TAD Fund is used to account for positive tax increment revenues attributable to the Park Place Tax Allocation District (TAD). These revenues are used to pay for redevelopment costs that provide substantial public benefit in accordance with the Park Place Redevelopment Plan. The Park Place TAD is located in the Evermore Community Improvement District at the intersection of Highway 78 (Stone Mountain Highway) and Rockbridge Road.

	FY 2017			% Actual to Current Budget	FY 2016	
	2017 Adopted Budget	Current Annual Budget as of 06/30/2017	Actuals YTD as of 06/30/2017		Actuals YTD as of 06/30/2016	% Actual to 06/30/2016 Budget
Fund Balance January 1	\$ 66,888	\$ 66,888	\$ 66,888			
Revenues:						
Taxes	\$ -	\$ -	\$ 2,141	-	\$ 347	-
TOTAL REVENUES	<u>\$ -</u>	<u>\$ -</u>	<u>\$ 2,141</u>	-	<u>\$ 347</u>	-
Appropriations:						
Planning and Development	\$ -	\$ -	\$ -	-	\$ -	-
TOTAL APPROPRIATIONS	<u>\$ -</u>	<u>\$ -</u>	<u>\$ -</u>	-	<u>\$ -</u>	-
Projected Fund Balance December 31	<u>\$ 66,888</u>	<u>\$ 66,888</u>				
Fund Balance as of Report Date			<u>\$ 69,029</u>			

YTD financial report 2017 gwinnettcountry

Speed Hump Fund (003)

The Speed Hump Fund supports the County's speed hump program. Revenues are generated from properties benefiting from existing speed humps for the purpose of maintenance. Charges for Services are collected as special assessment fees in the fourth quarter with property tax collections.

	FY 2017				FY 2016	
	2017 Adopted Budget	Current Annual Budget as of 06/30/2017	Actuals YTD as of 06/30/2017	% Actual to Current Budget	Actuals YTD as of 06/30/2016	% Actual to 06/30/2016 Budget
Fund Balance January 1	\$ 1,282,559	\$ 1,282,559	\$ 1,282,559			
Revenues:						
Charges for Services	\$ 116,750	\$ 116,750	\$ 1,838	1.57%	\$ 1,631	1.42%
Investment Income	6,294	6,294	4,102	65.17%	4,197	68.26%
Revenues without Use of Fund Balance	123,044	123,044	5,940	4.83%	5,828	4.81%
Use of Fund Balance	37,171	37,171	-	0.00%	-	0.00%
TOTAL REVENUES	\$ 160,215	\$ 160,215	\$ 5,940	3.71%	\$ 5,828	4.79%
Appropriations:						
Transportation	\$ 160,215	\$ 160,215	\$ 65,398	40.82%	\$ 25,604	21.06%
TOTAL APPROPRIATIONS	\$ 160,215	\$ 160,215	\$ 65,398	40.82%	\$ 25,604	21.06%
Projected Fund Balance December 31	\$ 1,245,388	\$ 1,245,388				
Fund Balance as of Report Date			\$ 1,223,101			

YTD financial report 2017 gwinnettcouy

Street Lighting Fund (002)

The Street Lighting Fund supports the County's street light program. Revenues are generated from properties benefiting from existing street lights for the purpose of utility payments. Charges for Services are collected as special assessment fees in the fourth quarter with property tax collections.

	FY 2017				FY 2016	
	2017 Adopted Budget	Current Annual Budget as of 06/30/2017	Actuals YTD as of 06/30/2017	% Actual to Current Budget	Actuals YTD as of 06/30/2016	% Actual to 06/30/2016 Budget
Fund Balance January 1	\$ 2,136,285	\$ 2,136,285	\$ 2,136,285			
Revenues:						
Charges for Services	\$ 7,250,000	\$ 7,256,612	\$ 82,594	1.14%	\$ 59,668	0.85%
Investment Income	3,546	3,546	4,651	131.16%	4,810	68.65%
Miscellaneous	-	-	-	-	78,610	-
Revenues without Use of Fund Balance	7,253,546	7,260,158	87,245	1.20%	143,088	2.03%
Use of Fund Balance	201,569	201,569	-	0.00%	-	0.00%
TOTAL REVENUES	\$ 7,455,115	\$ 7,461,727	\$ 87,245	1.17%	\$ 143,088	1.85%
Appropriations:						
Transportation	\$ 7,455,115	\$ 7,461,727	\$ 2,991,407	40.09%	\$ 2,842,036	36.73%
TOTAL APPROPRIATIONS	\$ 7,455,115	\$ 7,461,727	\$ 2,991,407	40.09%	\$ 2,842,036	36.73%
Projected Fund Balance December 31	\$ 1,934,716	\$ 1,934,716				
Fund Balance as of Report Date			\$ (767,877)			

YTD financial report 2017 gwinnettcountry

Authority Imaging Fund (020)

The Authority Imaging Fund accounts for revenues received from fees collected by the Clerk of Superior Court Authority for document printing. These monies must be used for the development, implementation, and maintenance of a state-wide automated information system.

	FY 2017				FY 2016	
	2017 Adopted Budget	Current Annual Budget as of 06/30/2017	Actuals YTD as of 06/30/2017	% Actual to Current Budget	Actuals YTD as of 06/30/2016	% Actual to 06/30/2016 Budget
Fund Balance January 1	\$ 2,114,977	\$ 2,114,977	\$ 2,114,977			
Revenues:						
Charges for Services	\$ 614,482	\$ 614,482	\$ 303,145	49.33%	\$ 307,241	49.24%
Investment Income	2,194	2,194	1,114	50.77%	1,178	47.79%
Revenues without Use of Fund Balance	616,676	616,676	304,259	49.34%	308,419	49.24%
Use of Fund Balance	343,324	343,324	-	0.00%	-	0.00%
TOTAL REVENUES	\$ 960,000	\$ 960,000	\$ 304,259	31.69%	\$ 308,419	32.13%
Appropriations:						
Clerk of Court	\$ 960,000	\$ 960,000	\$ -	0.00%	\$ 433,661	45.17%
TOTAL APPROPRIATIONS	\$ 960,000	\$ 960,000	\$ -	0.00%	\$ 433,661	45.17%
Projected Fund Balance December 31	\$ 1,771,653	\$ 1,771,653				
Fund Balance as of Report Date			\$ 2,419,236			

YTD financial report 2017 gwinnettcountry

Corrections Inmate Welfare Fund (085)

The Corrections Inmate Welfare Fund accounts for proceeds received from commissary sales to provide recreational materials for the benefit of the inmates at the Corrections Facility.

	FY 2017				FY 2016	
	2017 Adopted Budget	Current Annual Budget as of 06/30/2017	Actuals YTD as of 06/30/2017	% Actual to Current Budget	Actuals YTD as of 06/30/2016	% Actual to 06/30/2016 Budget
Fund Balance January 1	\$ 215,050	\$ 215,050	\$ 215,050			
Revenues:						
Charges for Services	\$ 87,000	\$ 87,000	\$ 45,938	52.80%	\$ 44,382	57.64%
Miscellaneous	8,000	8,000	4,937	61.71%	4,070	67.83%
TOTAL REVENUES	<u>\$ 95,000</u>	<u>\$ 95,000</u>	<u>\$ 50,875</u>	53.55%	<u>\$ 48,452</u>	58.38%
Appropriations:						
Corrections	\$ 19,315	\$ 19,315	\$ 3,239	16.77%	\$ 16,751	27.59%
Appropriations without Contribution to Fund Balance	19,315	19,315	3,239	16.77%	16,751	27.59%
Contribution to Fund Balance	75,685	75,685	-	0.00%	-	0.00%
TOTAL APPROPRIATIONS	<u>\$ 95,000</u>	<u>\$ 95,000</u>	<u>\$ 3,239</u>	3.41%	<u>\$ 16,751</u>	20.18%
Projected Fund Balance December 31	\$ 290,735	\$ 290,735				
Fund Balance as of Report Date			\$ 262,686			

YTD financial report 2017 gwinnettcountry

Crime Victims Assistance Fund (075)

The Crime Victims Assistance Fund accounts for revenues received from a five percent (5%) charge collected on fines within the Recorders, Juvenile, State, Superior, and Magistrate Courts of Gwinnett County. Revenues are also received from five percent (5%) of fines from municipalities within Gwinnett County. These funds must be used to provide assistance to crime victims. Revenue is split between the Solicitor's and District Attorney's offices.

The Revenue collected is distributed as follows:

- Superior Court Fines - 100% District Attorney
- State Court Fines - 100% Solicitor
- Municipal Recorder's Court - Total less subsidies, if any, with the remainder 55% Solicitor and 45% District Attorney
- Magistrate Court, Recorder's Court, and Juvenile Court - 55% Solicitor and 45% District Attorney
- Interest Earned Dividends - 55% Solicitor and 45% District

	FY 2017				FY 2016	
	2017 Adopted Budget	Current Annual Budget as of 06/30/2017	Actuals YTD as of 06/30/2017	% Actual to Current Budget	Actuals YTD as of 06/30/2016	% Actual to 06/30/2016 Budget
Fund Balance January 1	\$ 1,152,730	\$ 1,152,730	\$ 1,152,730			
Revenues:						
Fines and Forfeitures	\$ 786,852	\$ 786,852	\$ 324,154	41.20%	\$ 381,064	45.21%
Investment Income	-	-	3,686	-	1,820	-
Miscellaneous	-	-	1,930	-	1,118	-
Revenues without Use of Fund Balance	786,852	786,852	329,770	41.91%	384,002	45.55%
Use of Fund Balance	505,152	505,152	-	0.00%	-	0.00%
TOTAL REVENUES	\$ 1,292,004	\$ 1,292,004	\$ 329,770	25.52%	\$ 384,002	34.01%
Appropriations:						
District Attorney	\$ 469,439	\$ 469,439	\$ 218,546	46.55%	\$ 228,571	51.30%
Solicitor General	822,565	822,565	290,259	35.29%	274,135	40.11%
TOTAL APPROPRIATIONS	\$ 1,292,004	\$ 1,292,004	\$ 508,805	39.38%	\$ 502,706	44.53%
Projected Fund Balance December 31	\$ 647,578	\$ 647,578				
Fund Balance as of Report Date			\$ 973,695			

YTD financial report 2017 gwinnettcouy

DA Federal Justice Asset Sharing Fund (080)

The District Attorney Federal Justice Asset Sharing Fund accounts for revenues received from an equitable sharing agreement between the Department of Justice and the Gwinnett County District Attorney for proceeds from confiscations. The law states that any money or property confiscated in this manner shall be used for restricted purposes, and all expenditures are validated against federal and state guidelines.

	FY 2017				FY 2016	
	2017 Adopted Budget	Current Annual Budget as of 06/30/2017	Actuals YTD as of 06/30/2017	% Actual to Current Budget	Actuals YTD as of 06/30/2016	% Actual to 06/30/2016 Budget
Fund Balance January 1	\$ 270,413	\$ 270,413	\$ 270,413			
Revenues:						
Fines and Forfeitures	\$ -	\$ 110,476	\$ 88,061	79.71%	\$ -	-
Investment Income	-	-	65	-	116	-
Revenues without Use of Fund Balance	-	110,476	88,126	79.77%	116	-
Use of Fund Balance	140,785	140,785	-	0.00%	-	0.00%
TOTAL REVENUES	\$ 140,785	\$ 251,261	\$ 88,126	35.07%	\$ 116	0.08%
Appropriations:						
District Attorney	\$ 140,785	\$ 251,261	\$ 11,434	4.55%	\$ 9,091	6.25%
TOTAL APPROPRIATIONS	\$ 140,785	\$ 251,261	\$ 11,434	4.55%	\$ 9,091	6.25%
Projected Fund Balance December 31	\$ 129,628	\$ 129,628				
Fund Balance as of Report Date			\$ 347,105			

YTD financial report 2017 gwinnettcountry

DA Federal Treasury Asset Sharing Fund (082)

The District Attorney Federal Treasury Asset Sharing Fund (082) accounts for revenues received from an equitable sharing agreement between the Department of Treasury and the Gwinnett County District Attorney for proceeds from confiscations. The law states that any money or property confiscated in this manner shall be used for restricted purposes, and all expenditures are validated against federal and state guidelines.

	FY 2017			% Actual to Current Budget	FY 2016	
	2017 Adopted Budget	Current Annual Budget as of 06/30/2017	Actuals YTD as of 06/30/2017		Actuals YTD as of 06/30/2016	% Actual to 06/30/2016 Budget
Fund Balance January 1	\$ -	\$ -	\$ -			
Revenues:						
Fines and Forfeitures	\$ -	\$ 23,328	\$ 22,415	96.09%	\$ -	-
TOTAL REVENUES	<u>\$ -</u>	<u>\$ 23,328</u>	<u>\$ 22,415</u>	96.09%	<u>\$ -</u>	-
Appropriations:						
District Attorney	\$ -	\$ 23,328	\$ -	0.00%	\$ -	-
TOTAL APPROPRIATIONS	<u>\$ -</u>	<u>\$ 23,328</u>	<u>\$ -</u>	0.00%	<u>\$ -</u>	-
Projected Fund Balance December 31	\$ -	\$ -				
Fund Balance as of Report Date			\$ 22,415			

YTD financial report 2017 gwinnettcouuty

E-911 Fund (095)

The E-911 Fund accounts for operations of the E-911 Communications Center. Revenues are primarily received from monthly subscriber fees remitted by wired and wireless telecommunication providers. Expenditures must comply with O.C.G.A., Title 46, Chapter 5, Article 2, Part 4.

	FY 2017				FY 2016	
	2017 Adopted Budget	Current Annual Budget as of 06/30/2017	Actuals YTD as of 06/30/2017	% Actual to Current Budget	Actuals YTD as of 06/30/2016	% Actual to 06/30/2016 Budget
Fund Balance January 1	\$ 25,666,146	\$ 25,666,146	\$ 25,666,146			
Revenues:						
Charges for Services	\$ 16,092,241	\$ 16,092,241	\$ 8,238,257	51.19%	\$ 7,992,644	50.40%
Investment Income	129,642	129,642	135,475	104.50%	109,010	83.26%
Miscellaneous	-	-	9,063	-	1,689	-
Revenues without Use of Fund Balance	16,221,883	16,221,883	8,382,795	51.68%	8,103,343	50.68%
Use of Fund Balance	6,069,594	5,949,247	-	0.00%	-	0.00%
TOTAL REVENUES	\$ 22,291,477	\$ 22,171,130	\$ 8,382,795	37.81%	\$ 8,103,343	39.82%
Appropriations:						
Police Services	\$ 18,443,456	\$ 18,323,109	\$ 7,235,048	39.49%	\$ 6,952,482	42.84%
Non-Departmental:						
Compensation Reserve	20,000	20,000	-	0.00%	-	0.00%
Other Governmental Agencies	3,528,021	3,528,021	3,528,021	100.00%	3,803,488	100.00%
Non-Departmental E-911	300,000	300,000	-	0.00%	-	0.00%
Total Non-Departmental	3,848,021	3,848,021	3,528,021	91.68%	3,803,488	92.24%
TOTAL APPROPRIATIONS	\$ 22,291,477	\$ 22,171,130	\$ 10,763,069	48.55%	\$ 10,755,970	52.85%
Projected Fund Balance December 31	\$ 19,596,552	\$ 19,716,899				
Fund Balance as of Report Date			\$ 23,285,872			

YTD financial report 2017 gwinnettcountry

Juvenile Court Supervision Fund (030)

The Juvenile Court Supervision Fund accounts for revenues collected as supervision fees from those who are placed under the courts' formal or informal supervision in order for the court to use those collections toward expenses for specific ancillary services.

	FY 2017			% Actual to Current Budget	FY 2016	
	2017 Adopted Budget	Current Annual Budget as of 06/30/2017	Actuals YTD as of 06/30/2017		Actuals YTD as of 06/30/2016	% Actual to 06/30/2016 Budget
Fund Balance January 1	\$ 114,606	\$ 114,606	\$ 114,606			
Revenues:						
Charges for Services	\$ 52,363	\$ 52,363	\$ 32,364	61.81%	\$ 33,916	65.63%
TOTAL REVENUES	<u>\$ 52,363</u>	<u>\$ 52,363</u>	<u>\$ 32,364</u>	61.81%	<u>\$ 33,916</u>	65.63%
Appropriations:						
Juvenile Court	\$ 47,623	\$ 47,623	\$ 32,441	68.12%	\$ 26,394	54.63%
Appropriations without Contribution to Fund Balance	47,623	47,623	32,441	68.12%	26,394	54.63%
Contribution to Fund Balance	4,740	4,740	-	0.00%	-	0.00%
TOTAL APPROPRIATIONS	<u>\$ 52,363</u>	<u>\$ 52,363</u>	<u>\$ 32,441</u>	61.95%	<u>\$ 26,394</u>	51.07%
Projected Fund Balance December 31	\$ 119,346	\$ 119,346				
Fund Balance as of Report Date			\$ 114,529			

YTD financial report 2017 gwinnettcountry

Police Special Justice Fund (070)

The Police Special Justice Fund accounts for revenues resulting from the U.S. Department of Justice confiscation of money or the sale of property from illegal drug and narcotics activities. The law states that any money or property confiscated in this manner shall be used for restricted purposes, and all expenditures are validated against federal guidelines.

	FY 2017				FY 2016	
	2017 Adopted Budget	Current Annual Budget as of 06/30/2017	Actuals YTD as of 06/30/2017	% Actual to Current Budget	Actuals YTD as of 06/30/2016	% Actual to 06/30/2016 Budget
Fund Balance January 1	\$ 1,218,602	\$ 1,218,602	\$ 1,218,602			
Revenues:						
Fines and Forfeitures	\$ -	\$ 26,460	\$ 27,144	102.59%	\$ 53,365	100.00%
Revenues without Use of Fund Balance	-	26,460	27,144	102.59%	53,365	100.00%
Use of Fund Balance	713,259	686,799	-	0.00%	-	0.00%
TOTAL REVENUES	\$ 713,259	\$ 713,259	\$ 27,144	3.81%	\$ 53,365	3.41%
Appropriations:						
Police Services	\$ 713,259	\$ 713,259	\$ 192,760	27.03%	\$ 685,575	43.85%
TOTAL APPROPRIATIONS	\$ 713,259	\$ 713,259	\$ 192,760	27.03%	\$ 685,575	43.85%
Projected Fund Balance December 31	\$ 505,343	\$ 531,803				
Fund Balance as of Report Date			\$ 1,052,986			

YTD financial report 2017 gwinnettcountry

Police Special State Fund (072)

The Police Special State Fund accounts for revenues resulting from the State of Georgia's confiscation of money or the sale of property from illegal drug and narcotics activities. The law states that any money or property confiscated in this manner shall be used for restricted purposes, and all expenditures are validated against state guidelines.

	FY 2017				FY 2016	
	2017 Adopted Budget	Current Annual Budget as of 06/30/2017	Actuals YTD as of 06/30/2017	% Actual to Current Budget	Actuals YTD as of 06/30/2016	% Actual to 06/30/2016 Budget
Fund Balance January 1	\$ 2,513,536	\$ 2,513,536	\$ 2,513,536			
Revenues:						
Fines and Forfeitures	\$ -	\$ 149,290	\$ 153,399	102.75%	\$ 299,043	103.28%
Miscellaneous	-	-	-	-	136	-
Revenues without Use of Fund Balance	-	149,290	153,399	102.75%	299,179	103.33%
Use of Fund Balance	609,180	459,890	-	0.00%	-	0.00%
TOTAL REVENUES	<u>\$ 609,180</u>	<u>\$ 609,180</u>	<u>\$ 153,399</u>	25.18%	<u>\$ 299,179</u>	42.25%
Appropriations:						
Police Services	\$ 609,180	\$ 609,180	\$ 191,260	31.40%	\$ 209,426	29.58%
TOTAL APPROPRIATIONS	<u>\$ 609,180</u>	<u>\$ 609,180</u>	<u>\$ 191,260</u>	31.40%	<u>\$ 209,426</u>	29.58%
Projected Fund Balance December 31	\$ 1,904,356	\$ 2,053,646				
Fund Balance as of Report Date			\$ 2,475,675			

YTD financial report 2017 gwinnettcouuty

Sheriff Inmate Fund (090)

The Sheriff Inmate Fund accounts for proceeds received from commissary sales to provide recreational materials for the benefit of the inmates at the Detention Center.

	FY 2017			% Actual to Current Budget	FY 2016	
	2017 Adopted Budget	Current Annual Budget as of 06/30/2017	Actuals YTD as of 06/30/2017		Actuals YTD as of 06/30/2016	% Actual to 06/30/2016 Budget
Fund Balance January 1	\$ 2,820,727	\$ 2,820,727	\$ 2,820,727			
Revenues:						
Charges for Services	\$ 656,447	\$ 656,447	\$ 296,263	45.13%	\$ 258,572	40.22%
Revenues without Use of Fund Balance	656,447	656,447	296,263	45.13%	258,572	40.22%
Use of Fund Balance	113,153	113,153	-	0.00%	-	0.00%
TOTAL REVENUES	<u>\$ 769,600</u>	<u>\$ 769,600</u>	<u>\$ 296,263</u>	38.50%	<u>\$ 258,572</u>	35.25%
Appropriations:						
Sheriff	\$ 769,600	\$ 769,600	\$ 331,662	43.10%	\$ 277,132	37.78%
TOTAL APPROPRIATIONS	<u>\$ 769,600</u>	<u>\$ 769,600</u>	<u>\$ 331,662</u>	43.10%	<u>\$ 277,132</u>	37.78%
Projected Fund Balance December 31	\$ 2,707,574	\$ 2,707,574				
Fund Balance as of Report Date			\$ 2,785,328			

YTD financial report 2017 gwinnettcountry

Sheriff Special Justice Fund (065)

The Sheriff Special Justice Fund accounts for revenues resulting from the U.S. Department of Justice confiscation of money or the sale of property from illegal drug and narcotics activities. The law states that any money or property confiscated in this manner shall be used for restricted purposes, and all expenditures are validated against federal guidelines.

	FY 2017				FY 2016	
	2017 Adopted Budget	Current Annual Budget as of 06/30/2017	Actuals YTD as of 06/30/2017	% Actual to Current Budget	Actuals YTD as of 06/30/2016	% Actual to 06/30/2016 Budget
Fund Balance January 1	\$ 275,499	\$ 275,499	\$ 275,499			
Revenues:						
Fines and Forfeitures	\$ -	\$ 59,267	\$ 59,267	100.00%	\$ 140,853	100.00%
Investment Income	-	-	13	-	135	-
Revenues without Use of Fund Balance	-	59,267	59,280	100.02%	140,988	100.10%
Use of Fund Balance	100,000	100,000	-	0.00%	-	0.00%
TOTAL REVENUES	<u>\$ 100,000</u>	<u>\$ 159,267</u>	<u>\$ 59,280</u>	37.22%	<u>\$ 140,988</u>	65.32%
Appropriations:						
Sheriff	\$ 100,000	\$ 159,267	\$ 25,000	15.70%	\$ -	0.00%
TOTAL APPROPRIATIONS	<u>\$ 100,000</u>	<u>\$ 159,267</u>	<u>\$ 25,000</u>	15.70%	<u>\$ -</u>	0.00%
Projected Fund Balance December 31	\$ 175,499	\$ 175,499				
Fund Balance as of Report Date			\$ 309,779			

YTD financial report 2017 gwinnettcouuty

Sheriff Special Treasury Fund (066)

The Sheriff Special Treasury Fund accounts for revenues resulting from the U.S. Department of Treasury confiscation of money or the sale of property from illegal drug and narcotics activities. The law states that any money or property confiscated in this manner shall be used for restricted purposes, and all expenditures are validated against federal guidelines.

	FY 2017				FY 2016	
	2017 Adopted Budget	Current Annual Budget as of 06/30/2017	Actuals YTD as of 06/30/2017	% Actual to Current Budget	Actuals YTD as of 06/30/2016	% Actual to 06/30/2016 Budget
Fund Balance January 1	\$ 395,292	\$ 395,292	\$ 395,292			
Revenues:						
Fines and Forfeitures	\$ -	\$ 167,517	\$ 167,517	100.00%	\$ 12,671	100.00%
Investment Income	-	-	19	-	196	-
Revenues without Use of Fund Balance	-	167,517	167,536	100.01%	12,867	101.55%
Use of Fund Balance	150,000	150,000	-	0.00%	-	0.00%
TOTAL REVENUES	<u>\$ 150,000</u>	<u>\$ 317,517</u>	<u>\$ 167,536</u>	52.76%	<u>\$ 12,867</u>	7.91%
Appropriations:						
Sheriff	\$ 150,000	\$ 317,517	\$ 55,436	17.46%	\$ 55,271	33.98%
TOTAL APPROPRIATIONS	<u>\$ 150,000</u>	<u>\$ 317,517</u>	<u>\$ 55,436</u>	17.46%	<u>\$ 55,271</u>	33.98%
Projected Fund Balance December 31	\$ 245,292	\$ 245,292				
Fund Balance as of Report Date			\$ 507,392			

YTD financial report 2017 gwinnettcountry

Sheriff Special State Fund (067)

The Sheriff Special State Fund accounts for revenues resulting from the State of Georgia's confiscation of money or the sale of property from illegal drug and narcotics activities. The law states that any money or property confiscated in this manner shall be used for restricted purposes, and all expenditures are validated against federal guidelines.

	FY 2017				FY 2016	
	2017 Adopted Budget	Current Annual Budget as of 06/30/2017	Actuals YTD as of 06/30/2017	% Actual to Current Budget	Actuals YTD as of 06/30/2016	% Actual to 06/30/2016 Budget
Fund Balance January 1	\$ 228,357	\$ 228,357	\$ 228,357			
Revenues:						
Fines and Forfeitures	\$ -	\$ 33,154	\$ 33,154	100.00%	\$ 76,011	165.48%
Investment Income	-	-	101	-	64	-
Revenues without Use of Fund Balance	-	33,154	33,255	100.30%	76,075	165.62%
Use of Fund Balance	73,670	73,670	-	0.00%	-	0.00%
TOTAL REVENUES	<u>\$ 73,670</u>	<u>\$ 106,824</u>	<u>\$ 33,255</u>	31.13%	<u>\$ 76,075</u>	71.81%
Appropriations:						
Sheriff	\$ 73,670	\$ 106,824	\$ 17,949	16.80%	\$ 35,969	33.95%
TOTAL APPROPRIATIONS	<u>\$ 73,670</u>	<u>\$ 106,824</u>	<u>\$ 17,949</u>	16.80%	<u>\$ 35,969</u>	33.95%
Projected Fund Balance December 31	\$ 154,687	\$ 154,687				
Fund Balance as of Report Date			\$ 243,663			

YTD financial report 2017 gwinnettcouuty

Stadium Fund (055)

The Stadium Fund accumulates stadium-related revenues in order to pay debt service on the Stadium construction bonds and insurance expenditures. Motor vehicle rental excise taxes are received one month in arrears. Intergovernmental revenue is realized in the form of a one-time annual payment from the Gwinnett Convention and Visitors Bureau in January. Charges for Services revenues from the Braves ticket sales, parking, rental fees, and naming rights are received in April, June, and October. Debt service payments occur bi-annually in January and July.

	FY 2017				FY 2016	
	2017 Adopted Budget	Current Annual Budget as of 06/30/2017	Actuals YTD as of 06/30/2017	% Actual to Current Budget	Actuals YTD as of 06/30/2016	% Actual to 06/30/2016 Budget
Fund Balance January 1	\$ 1,098,110	\$ 1,098,110	\$ 1,098,110			
Revenues:						
Taxes	\$ 875,000	\$ 875,000	\$ 366,076	41.84%	\$ 364,116	41.61%
Intergovernmental	400,000	400,000	400,000	100.00%	400,000	100.00%
Charges for Services	1,040,201	1,040,201	470,873	45.27%	473,670	46.35%
Other Financing Sources	400,000	1,990,613	1,990,613	100.00%	400,000	100.00%
TOTAL REVENUES	\$ 2,715,201	\$ 4,305,814	\$ 3,227,562	74.96%	\$ 1,637,786	60.72%
Appropriations:						
Stadium Operations	\$ 2,695,845	\$ 4,277,270	\$ 3,709,211	86.72%	\$ 1,679,706	62.27%
Appropriations without Contribution to Fund Balance	2,695,845	4,277,270	3,709,211	86.72%	1,679,706	62.27%
Contribution to Fund Balance	19,356	28,544	-	0.00%	-	-
TOTAL APPROPRIATIONS	\$ 2,715,201	\$ 4,305,814	\$ 3,709,211	86.14%	\$ 1,679,706	62.27%
Projected Fund Balance December 31	\$ 1,117,466	\$ 1,126,654				
Fund Balance as of Report Date			\$ 616,461			

YTD financial report 2017 gwinnettcountry

Tree Bank Fund (040)

This fund accounts for activities related to the Gwinnett County Buffer, Landscape and Tree Ordinance. During the permitting process, the developer has the option to pay money when the required tree density units cannot be met on site. The monies collected must be used by the Department of Planning and Development, Community Services and/or Support Services for the planting of trees at parks, greenways, fire stations, and libraries within the same commission district in which the development is located or within five miles of such district. Alternate planning locations may be approved by the Director of the Department of Planning and Development. Expenditures for this fund occur as projects are identified and approved.

	FY 2017			% Actual to Current Budget	FY 2016	
	2017 Adopted Budget	Current Annual Budget as of 06/30/2017	Actuals YTD as of 06/30/2017		Actuals YTD as of 06/30/2016	% Actual to 06/30/2016 Budget
Fund Balance January 1	\$ 247,083	\$ 247,083	\$ 247,083			
Revenues:						
Licenses and Permits	\$ 8,000	\$ 8,000	\$ -	0.00%	\$ 10,016	100.16%
TOTAL REVENUES	<u>\$ 8,000</u>	<u>\$ 8,000</u>	<u>\$ -</u>	0.00%	<u>\$ 10,016</u>	100.16%
Appropriations:						
Planning and Development	\$ 8,000	\$ 8,000	\$ -	0.00%	\$ -	0.00%
TOTAL APPROPRIATIONS	<u>\$ 8,000</u>	<u>\$ 8,000</u>	<u>\$ -</u>	0.00%	<u>\$ -</u>	0.00%
Projected Fund Balance December 31	\$ 247,083	\$ 247,083				
Fund Balance as of Report Date			\$ 247,083			

YTD financial report 2017 gwinnettcountry

Tourism Fund (050)

The Tourism Fund accounts for the collection and disbursement of hotel/motel tax revenue in accordance with state law which includes debt service payments for the Infinite Energy Center and parking facility. Hotel-Motel taxes are received one month in arrears. Other expenses associated with this fund are quarterly payments to the Gwinnett Convention and Visitors Bureau per a management agreement. Debt service payments occur biannually in March and September.

	FY 2017				FY 2016	
	2017 Adopted Budget	Current Annual Budget as of 06/30/2017	Actuals YTD as of 06/30/2017	% Actual to Current Budget	Actuals YTD as of 06/30/2016	% Actual to 06/30/2016 Budget
Fund Balance January 1	\$ 9,836,098	\$ 9,836,098	\$ 9,836,098			
Revenues:						
Taxes	\$ 9,040,057	\$ 9,040,057	\$ 4,199,641	46.46%	\$ 3,935,695	45.66%
Charges for Services	100	100	-	0.00%	-	0.00%
Investment Income	-	-	16,596	-	8,196	546.40%
Revenues without Use of Fund Balance	9,040,157	9,040,157	4,216,237	46.64%	3,943,891	45.74%
Use of Fund Balance	-	960,358	-	0.00%	-	-
TOTAL REVENUES	<u>\$ 9,040,157</u>	<u>\$ 10,000,515</u>	<u>\$ 4,216,237</u>	42.16%	<u>\$ 3,943,891</u>	45.74%
Appropriations:						
Facility Debt	\$ 4,923,605	\$ 4,923,605	\$ 1,174,303	23.85%	\$ 1,226,403	24.91%
Tourism	3,479,630	5,076,910	3,413,573	67.24%	1,832,366	53.33%
Appropriations without Contribution to Fund Balance	8,403,235	10,000,515	4,587,876	45.88%	3,058,769	36.59%
Contribution to Fund Balance	636,922	-	-	-	-	0.00%
TOTAL APPROPRIATIONS	<u>\$ 9,040,157</u>	<u>\$ 10,000,515</u>	<u>\$ 4,587,876</u>	45.88%	<u>\$ 3,058,769</u>	35.48%
Projected Fund Balance December 31	\$ 10,473,020	\$ 8,875,740				
Fund Balance as of Report Date			\$ 9,464,459			

YTD financial report 2017 gwinnettcountry

Airport Operating Fund (520)

The Airport Operating Fund accounts for the operation and maintenance of the County airport, Briscoe Field.

	FY 2017			% Actual to Current Budget	FY 2016	
	2017 Adopted Budget	Current Annual Budget as of 06/30/2017	Actuals YTD as of 06/30/2017		Actuals YTD as of 06/30/2016	% Actual to 06/30/2016 Budget
Net Position January 1	\$ 993,286	\$ 993,286	\$ 993,286			
Revenues:						
Charges for Services	\$ 153,500	\$ 153,500	\$ 98,406	64.11%	\$ 95,067	61.93%
Miscellaneous	770,000	770,000	400,651	52.03%	405,275	52.63%
Revenues without Use of Net Position	923,500	923,500	499,057	54.04%	500,342	54.18%
Use of Net Position	387,310	387,310	-	0.00%	-	0.00%
TOTAL REVENUES	\$ 1,310,810	\$ 1,310,810	\$ 499,057	38.07%	\$ 500,342	51.23%
Appropriations:						
Transportation*	\$ 1,309,810	\$ 1,309,810	\$ 552,491	42.18%	\$ 370,879	37.97%
Non-Departmental:						
Fuel/Parts Reserve	1,000	1,000	-	0.00%	-	-
Total Non-Departmental	1,000	1,000	-	0.00%	-	-
TOTAL APPROPRIATIONS	\$ 1,310,810	\$ 1,310,810	\$ 552,491	42.15%	\$ 370,879	37.97%
Projected Net Position December 31	\$ 605,976	\$ 605,976				
Net Position as of Report Date			\$ 939,852			

* Includes amounts transferred to the renewal and extension fund for capital improvement purposes.

YTD financial report 2017 gwinnettcouuty

Local Transit Operating Fund (515)

The Local Transit Operating Fund accounts for the operation and maintenance of the Transit System. Revenues are received from fares and a contribution from the General Fund.

	FY 2017				FY 2016	
	2017 Adopted Budget	Current Annual Budget as of 06/30/2017	Actuals YTD as of 06/30/2017	% Actual to Current Budget	Actuals YTD as of 06/30/2016	% Actual to 06/30/2016 Budget
Net Position January 1	\$ 4,231,830	\$ 4,231,830	\$ 4,231,830			
Revenues:						
Charges for Services	\$ 2,841,217	\$ 2,841,217	\$ 1,467,795	51.66%	\$ 1,590,063	45.29%
Investment Income	22,000	22,000	22,949	104.31%	12,714	44.46%
Miscellaneous	22,000	22,000	7,331	33.32%	252,309	1,146.86%
Other Financing Sources	8,122,040	8,122,040	4,061,020	50.00%	3,175,286	50.00%
Revenues without Use of Net Position	11,007,257	11,007,257	5,559,095	50.50%	5,030,372	50.75%
Use of Net Position	1,382,119	1,376,555	-	0.00%	-	-
TOTAL REVENUES	\$ 12,389,376	\$ 12,383,812	\$ 5,559,095	44.89%	\$ 5,030,372	50.75%
Appropriations:						
Financial Services	\$ 77,293	\$ 77,293	\$ 28,273	36.58%	\$ 25,273	36.14%
Transportation	12,312,083	12,306,519	4,188,820	34.04%	3,041,406	31.84%
TOTAL APPROPRIATIONS	\$ 12,389,376	\$ 12,383,812	\$ 4,217,093	34.05%	\$ 3,066,679	30.94%
Projected Net Position December 31	\$ 2,849,711	\$ 2,855,275				
Net Position as of Report Date			\$ 5,573,832			

YTD financial report 2017 gwinnettcountry

Solid Waste Operating Fund (595)

The Solid Waste Operating Fund accounts for the operations as provided in the Solid Waste Collection and Disposal Services Ordinance. Tax revenues are received quarterly from non-exclusive franchise fees paid by commercial waste haulers. Residential service fees are paid by homeowners in unincorporated Gwinnett County and reported as Charges for Services. Payments to haulers lag one month.

	FY 2017				FY 2016	
	2017 Adopted Budget	Current Annual Budget as of 06/30/2017	Actuals YTD as of 06/30/2017	% Actual to Current Budget	Actuals YTD as of 06/30/2016	% Actual to 06/30/2016 Budget
Net Position January 1	\$ 16,170,291	\$ 16,170,291	\$ 16,170,291			
Revenues:						
Taxes	\$ 700,000	\$ 700,000	\$ 196,562	28.08%	\$ 166,359	22.18%
Charges for Services	45,274,798	45,274,798	22,203,607	49.04%	21,926,984	50.76%
Investment Income	221,968	221,968	261,142	117.65%	187,079	87.28%
Miscellaneous	50	50	1,024	2,048.00%	252	504.00%
TOTAL REVENUES	<u>\$ 46,196,816</u>	<u>\$ 46,196,816</u>	<u>\$ 22,662,335</u>	49.06%	<u>\$ 22,280,674</u>	50.45%
Appropriations:						
Support Services*	\$ 44,507,304	\$ 44,497,284	\$ 17,382,216	39.06%	\$ 17,185,686	40.33%
Non-Departmental:						
Compensation Reserve	10,000	10,000	-	0.00%	-	0.00%
Total Non-Departmental	<u>10,000</u>	<u>10,000</u>	<u>-</u>	0.00%	<u>-</u>	0.00%
Appropriations without Working Capital Reserve	44,517,304	44,507,284	17,382,216	39.05%	17,185,686	40.33%
Working Capital Reserve	1,679,512	1,689,532	-	0.00%	-	0.00%
TOTAL APPROPRIATIONS	<u>\$ 46,196,816</u>	<u>\$ 46,196,816</u>	<u>\$ 17,382,216</u>	37.63%	<u>\$ 17,185,686</u>	38.91%
Projected Net Position December 31	\$ 17,849,803	\$ 17,859,823				
Net Position as of Report Date			\$ 21,450,410			

* Includes amounts transferred to the renewal and extension fund for capital improvement purposes.

Payments to Haulers is included in the Support Services expense line item.

YTD financial report 2017 gwinnettcountry

Stormwater Operating Fund (590)

This fund supports the operation, maintenance, and capital improvement of the County's stormwater system. Charges for services are calculated based on the impervious surface of a parcel of land and are collected in the fourth quarter with property tax collections.

	FY 2017				FY 2016	
	2017 Adopted Budget	Current Annual Budget as of 06/30/2017	Actuals YTD as of 06/30/2017	% Actual to Current Budget	Actuals YTD as of 06/30/2016	% Actual to 06/30/2016 Budget
Net Position January 1	\$ 28,105,937	\$ 28,105,937	\$ 28,105,937			
Revenues:						
Charges for Services	\$ 31,538,521	\$ 31,538,521	\$ 413,316	1.31%	\$ 379,456	1.22%
Investment Income	120,000	120,000	125,306	104.42%	116,093	109.16%
Miscellaneous	13,000	13,000	6,672	51.32%	1,364	6.77%
Revenues without Use of Net Position	31,671,521	31,671,521	545,294	1.72%	496,913	1.58%
Use of Net Position	464,320	374,619	-	0.00%	-	-
TOTAL REVENUES	\$ 32,135,841	\$ 32,046,140	\$ 545,294	1.70%	\$ 496,913	1.58%
Appropriations:						
Planning and Development	\$ 733,683	\$ 724,551	\$ 263,031	36.30%	\$ 189,690	40.98%
Water Resources*	31,312,158	31,231,589	14,849,140	47.55%	3,702,828	12.62%
Non-Departmental:						
Compensation Reserve	50,000	50,000	-	0.00%	-	0.00%
Fuel/Parts Reserve	10,000	10,000	-	0.00%	-	-
Non-Departmental Stormwater	30,000	30,000	-	0.00%	-	0.00%
Total Non-Departmental	90,000	90,000	-	0.00%	-	0.00%
TOTAL APPROPRIATIONS	\$ 32,135,841	\$ 32,046,140	\$ 15,112,171	47.16%	\$ 3,892,518	12.41%
Projected Net Position December 31	\$ 27,641,617	\$ 27,731,318				
Net Position as of Report Date			\$ 13,539,060			

* Includes amounts transferred to the renewal and extension fund for capital improvement purposes.

YTD financial report 2017 gwinnettcountry

Water and Sewer Operating Fund (501)

This fund supports the operation, maintenance, and capital improvement of the water and sewer system. Revenues are received from monthly usage bills, connections fees, and development charges.

	FY 2017				FY 2016	
	2017 Adopted Budget	Current Annual Budget as of 06/30/2017	Actuals YTD as of 06/30/2017	% Actual to Current Budget	Actuals YTD as of 06/30/2016	% Actual to 06/30/2016 Budget
Net Position January 1	\$ 155,216,572	\$ 155,216,572	\$ 155,216,572			
Revenues:						
Charges for Services	\$ 311,944,368	\$ 311,944,368	\$ 140,030,843	44.89%	\$ 137,879,983	45.75%
Investment Income	440,000	440,000	820,286	186.43%	540,231	117.44%
Contributions and Donations	16,527,438	16,527,438	11,417,403	69.08%	12,309,255	73.65%
Miscellaneous	-	-	311,173	-	132,378	55.16%
Revenues without Use of Net Position	328,911,806	328,911,806	152,579,705	46.39%	150,861,847	47.32%
Use of Net Position	25,173,886	24,607,271	-	0.00%	-	0.00%
TOTAL REVENUES	\$ 354,085,692	\$ 353,519,077	\$ 152,579,705	43.16%	\$ 150,861,847	45.66%
Appropriations:						
Planning and Development	\$ 918,054	\$ 895,407	\$ 359,104	40.11%	\$ 423,640	45.52%
Water Resources*	353,002,638	352,458,670	159,594,105	45.28%	150,502,819	45.69%
Non-Departmental:						
Compensation Reserve	50,000	50,000	-	0.00%	-	0.00%
Fuel/Parts Reserve	65,000	65,000	-	0.00%	-	-
Non-Departmental Water Resources	50,000	50,000	-	0.00%	-	0.00%
Total Non-Departmental	165,000	165,000	-	0.00%	-	0.00%
TOTAL APPROPRIATIONS	\$ 354,085,692	\$ 353,519,077	\$ 159,953,209	45.25%	\$ 150,926,459	45.68%
Projected Net Position December 31	\$ 130,042,686	\$ 130,609,301				
Net Position as of Report Date			\$ 147,843,068			

* Includes amounts transferred to the renewal and extension fund for capital improvement purposes.

YTD financial report 2017 gwinnettcouuty

Administrative Support Fund (665)

The Administrative Support Fund is used to account for the activities of all central support departments: Information Technology Services, Support Services, Human Resources, Law, Financial Services, with the exception of the Tax Assessor, and County Administration, with the exception of the County Clerk and Board of Commissioners. These activities are funded by indirect cost charges to all other funds receiving benefits.

	FY 2017			% Actual to Current Budget	FY 2016	
	2017 Adopted Budget	Current Annual Budget as of 06/30/2017	Actuals YTD as of 06/30/2017		Actuals YTD as of 06/30/2016	% Actual to 06/30/2016 Budget
Net Position January 1	\$ 8,805,245	\$ 8,805,245	\$ 8,805,245			
Revenues:						
Charges for Services	\$ 57,286,124	\$ 57,286,124	\$ 27,421,311	47.87%	\$ 24,499,330	44.95%
Investment Income	56,976	56,976	62,858	110.32%	18,245	20.65%
Miscellaneous	919,405	919,405	781,733	85.03%	745,621	50.35%
Revenues without Use of Net Position	58,262,505	58,262,505	28,265,902	48.51%	25,263,196	45.05%
Use of Net Position	1,794,062	1,383,907	-	0.00%	-	-
TOTAL REVENUES	\$ 60,056,567	\$ 59,646,412	\$ 28,265,902	47.39%	\$ 25,263,196	45.05%
Appropriations:						
County Administration	\$ 4,104,785	\$ 4,069,614	\$ 1,753,413	43.09%	\$ 1,971,785	41.66%
Financial Services	9,484,620	9,420,902	4,077,755	43.28%	3,854,749	46.84%
Human Resources	3,631,591	3,607,675	1,616,893	44.82%	1,503,968	43.73%
Information Technology Services	28,222,732	27,982,290	11,727,188	41.91%	12,223,142	48.49%
Law	2,317,029	2,317,029	1,114,069	48.08%	1,081,743	48.72%
Support Services	11,070,310	11,023,402	5,133,312	46.57%	4,517,833	44.31%
Non-Departmental:						
Fuel/Parts Reserve	4,000	4,000	-	0.00%	-	-
Non-Departmental Admin Support	1,221,500	1,221,500	214,919	17.59%	242,953	33.67%
Total Non-Departmental	1,225,500	1,225,500	214,919	17.54%	242,953	33.67%
TOTAL APPROPRIATIONS	\$ 60,056,567	\$ 59,646,412	\$ 25,637,549	42.98%	\$ 25,396,173	45.29%
Projected Net Position December 31	\$ 7,011,183	\$ 7,421,338				
Net Position as of Report Date			\$ 11,433,598			

YTD financial report 2017 gwinnettcountry

Auto Liability Fund (606)

The Auto Liability Fund accounts for all financial transactions related to the County's property, liability and casualty insurance coverage on vehicles. Revenues are contributions from other Gwinnett County funds and are based on the number of employees and actual third party automobile claims for County vehicles only.

	FY 2017				FY 2016	
	2017 Adopted Budget	Current Annual Budget as of 06/30/2017	Actuals YTD as of 06/30/2017	% Actual to Current Budget	Actuals YTD as of 06/30/2016	% Actual to 06/30/2016 Budget
Net Position January 1	\$ 3,015,722	\$ 3,015,722	\$ 3,015,722			
Revenues:						
Charges for Services	\$ 800,000	\$ 800,000	\$ 400,000	50.00%	\$ 499,970	50.00%
Investment Income	14,537	14,537	9,850	67.76%	7,782	70.75%
Miscellaneous	-	-	185	-	-	-
Revenues without Use of Net Position	814,537	814,537	410,035	50.34%	507,752	50.22%
Use of Net Position	218,678	968,678	-	0.00%	-	-
TOTAL REVENUES	\$ 1,033,215	\$ 1,783,215	\$ 410,035	22.99%	\$ 507,752	50.22%
Appropriations:						
Financial Services	\$ 1,033,215	\$ 1,783,215	\$ 1,046,258	58.67%	\$ 151,463	15.04%
TOTAL APPROPRIATIONS	\$ 1,033,215	\$ 1,783,215	\$ 1,046,258	58.67%	\$ 151,463	14.98%
Projected Net Position December 31	\$ 2,797,044	\$ 2,047,044				
Net Position as of Report Date			\$ 2,379,499			

YTD financial report 2017 gwinnettcountry

Fleet Management Fund (610)

The Fleet Management Fund accounts for all financial transactions related to the maintenance of the County fleet.

	FY 2017				FY 2016	
	2017 Adopted Budget	Current Annual Budget as of 06/30/2017	Actuals YTD as of 06/30/2017	% Actual to Current Budget	Actuals YTD as of 06/30/2016	% Actual to 06/30/2016 Budget
Net Position January 1	\$ 1,477,313	\$ 1,477,313	\$ 1,477,313			
Revenues:						
Charges for Services	\$ 5,734,029	\$ 5,734,029	\$ 2,939,866	51.27%	\$ 2,468,819	39.49%
Miscellaneous	270,700	270,700	279,876	103.39%	276,043	79.93%
Revenues without Use of Net Position	6,004,729	6,004,729	3,219,742	53.62%	2,744,862	41.60%
Use of Net Position	473,727	459,820	-	0.00%	-	-
TOTAL REVENUES	\$ 6,478,456	\$ 6,464,549	\$ 3,219,742	49.81%	\$ 2,744,862	41.60%
Appropriations:						
Support Services	\$ 6,464,456	\$ 6,450,549	\$ 2,981,370	46.22%	\$ 2,797,563	43.15%
Non-Departmental:						
Compensation Reserve	10,000	10,000	-	0.00%	-	0.00%
Fuel/Parts Reserve	4,000	4,000	-	0.00%	-	-
Total Non-Departmental	14,000	14,000	-	0.00%	-	0.00%
TOTAL APPROPRIATIONS	\$ 6,478,456	\$ 6,464,549	\$ 2,981,370	46.12%	\$ 2,797,563	42.40%
Projected Net Position December 31	\$ 1,003,586	\$ 1,017,493				
Net Position as of Report Date			\$ 1,715,685			

YTD financial report 2017 gwinnettcountry

Group Self-Insurance Fund (605)

The Group Self Insurance Fund accounts for all financial transactions related to the payment of premiums and benefits for active employees' health, disability, and life insurance. Revenues are received from employee and employer contributions.

	FY 2017				FY 2016	
	2017 Adopted Budget	Current Annual Budget as of 06/30/2017	Actuals YTD as of 06/30/2017	% Actual to Current Budget	Actuals YTD as of 06/30/2016	% Actual to 06/30/2016 Budget
Net Position January 1	\$ 30,036,092	\$ 30,036,092	\$ 30,036,092			
Revenues:						
Charges for Services	\$ 51,897,239	\$ 51,897,239	\$ 26,400,410	50.87%	\$ 25,241,167	52.03%
Investment Income	175,000	175,000	182,499	104.29%	119,119	72.74%
Miscellaneous	-	-	98,239	-	646,613	-
Revenues without Use of Net Position	52,072,239	52,072,239	26,681,148	51.24%	26,006,899	53.42%
Use of Net Position	3,005,215	2,982,076	-	0.00%	-	0.00%
TOTAL REVENUES	\$ 55,077,454	\$ 55,054,315	\$ 26,681,148	48.46%	\$ 26,006,899	51.98%
Appropriations:						
Human Resources	\$ 55,067,454	\$ 55,044,315	\$ 26,375,412	47.92%	\$ 24,522,545	49.03%
Non-Departmental:						
Compensation Reserve	10,000	10,000	-	0.00%	-	0.00%
Total Non-Departmental	10,000	10,000	-	0.00%	-	0.00%
TOTAL APPROPRIATIONS	\$ 55,077,454	\$ 55,054,315	\$ 26,375,412	47.91%	\$ 24,522,545	49.02%
Projected Net Position December 31	\$ 27,030,877	\$ 27,054,016				
Net Position as of Report Date			\$ 30,341,828			

YTD financial report 2017 gwinnettcountry

Risk Management Fund (602)

The Risk Management Fund accounts for all financial transactions related to the County's property liability and casualty insurance. Revenues are received from charges to the user departments based on the number of employees, prior claims, and property liability coverage needs. Annual insurance premiums are paid in January.

	FY 2017				FY 2016	
	2017 Adopted Budget	Current Annual Budget as of 06/30/2017	Actuals YTD as of 06/30/2017	% Actual to Current Budget	Actuals YTD as of 06/30/2016	% Actual to 06/30/2016 Budget
Net Position January 1	\$ 10,142,582	\$ 10,142,582	\$ 10,142,582			
Revenues:						
Charges for Services	\$ 4,500,000	\$ 4,500,000	\$ 2,250,000	50.00%	\$ 2,499,344	49.99%
Investment Income	75,000	75,000	60,743	80.99%	49,642	51.71%
Miscellaneous	-	-	389,553	-	12,223	-
Revenues without Use of Net Position	4,575,000	4,575,000	2,700,296	59.02%	2,561,209	50.26%
Use of Net Position	2,677,948	2,677,948	-	0.00%	-	0.00%
TOTAL REVENUES	\$ 7,252,948	\$ 7,252,948	\$ 2,700,296	37.23%	\$ 2,561,209	36.00%
Appropriations:						
Financial Services	\$ 7,242,948	\$ 7,242,948	\$ 4,299,288	59.36%	\$ 3,830,512	53.91%
Non-Departmental:						
Compensation Reserve	10,000	10,000	-	0.00%	-	0.00%
Total Non-Departmental	10,000	10,000	-	0.00%	-	0.00%
TOTAL APPROPRIATIONS	\$ 7,252,948	\$ 7,252,948	\$ 4,299,288	59.28%	\$ 3,830,512	53.83%
Projected Net Position December 31	\$ 7,464,634	\$ 7,464,634				
Net Position as of Report Date			\$ 8,543,590			

YTD financial report 2017 gwinnettcouuty

Workers' Compensation Fund (604)

The Workers' Compensation Fund accounts for financial transactions related to the payment of workers' compensation claims. Revenue is received from the user departments based upon the number of employees and prior claims.

	FY 2017				FY 2016	
	2017 Adopted Budget	Current Annual Budget as of 06/30/2017	Actuals YTD as of 06/30/2017	% Actual to Current Budget	Actuals YTD as of 06/30/2016	% Actual to 06/30/2016 Budget
Net Position January 1	\$ 9,587,387	\$ 9,587,387	\$ 9,587,387			
Revenues:						
Charges for Services	\$ 2,500,000	\$ 2,500,000	\$ 1,250,001	50.00%	\$ 1,749,840	50.00%
Investment Income	50,000	50,000	78,881	157.76%	66,724	166.81%
Miscellaneous	-	-	21,178	-	321	-
Revenues without Use of Net Position	2,550,000	2,550,000	1,350,060	52.94%	1,816,885	51.32%
Use of Net Position	835,707	835,707	-	0.00%	-	0.00%
TOTAL REVENUES	\$ 3,385,707	\$ 3,385,707	\$ 1,350,060	39.88%	\$ 1,816,885	41.84%
Appropriations:						
Human Resources	\$ 3,375,707	\$ 3,375,707	\$ 1,907,735	56.51%	\$ 1,378,205	31.81%
Non-Departmental:						
Compensation Reserve	10,000	10,000	-	0.00%	-	0.00%
Total Non-Departmental	10,000	10,000	-	0.00%	-	0.00%
TOTAL APPROPRIATIONS	\$ 3,385,707	\$ 3,385,707	\$ 1,907,735	56.35%	\$ 1,378,205	31.74%
Projected Net Position December 31	\$ 8,751,680	\$ 8,751,680				
Net Position as of Report Date			\$ 9,029,712			

BUDGET ADJUSTMENTS BY FUND - REVENUES

As of 06/30/2017

Department/Fund	2017 Adopted Budget	2017 Current Annual Budget - June	Difference (Adjustments Year to Date)	Description	Current Month	Year to Date
General Fund (001)						
Licenses and Permits	\$ 30,000	\$ 270,225	\$ 240,225	GCID20170180 Approval to amend the Code of Ordinances by adding new section for Utility Accommodation Rights-of-Way. Approval to establish a permit process and authorization to charge permit fees.	\$ -	\$ 240,225
Intergovernmental	3,436,572	3,511,593	75,021	GCID20170321 Approval for the Law Library Board of Trustees to receive a new full time position from the BOC. Position will be used to hire an IT Associate.	-	50,021
				GCID20161025 Approval to execute Intergovernmental Agreement with GA Dept. of Corrections related to educational incentive plan for offenders who do not have a high school diploma or GED.	25,000	25,000
				Total: Intergovernmental	25,000	75,021
Charges for Services	24,831,112	24,889,352	58,240	GCID20170366 Approval to execute an amendment to agreement with the Georgia Department of Corrections for the purpose of housing up to 222 state inmates from May 1, 2017 to June 30, 2017.	-	58,240
Contributions and Donations	4,000	128,308	124,308	GCID20170431 Approval to accept and appropriate first quarter donations made to Parks and Recreation and Animal Welfare and Enforcement in amount of \$23,012.51 of which \$18,704.80 is in-kind.	-	4,308
				GCID20170450 Approval to accept a \$120,000 donation and execute an Agreement with Friends of Gwinnett County Senior Services, Inc. d/b/a Friends of Gwinnett Seniors to provide transportation and meals to seniors and support to older adults living in the County through the Community Living Program.	-	120,000
				Total: Contributions and Donations	-	124,308
Miscellaneous	984,678	1,006,994	22,316	GCID20170487 Approval to execute quitclaim for four drainage systems and one access easement, two drainage/construction easements, and five driveway easements at Pleasant Hill and Sunset Street.	22,316	22,316
Other Financing Sources	165,000	220,800	55,800	GCID20170354 Approval to grant easements on parcel R1001 432 to Atlanta Gas Light Co. including a 2.466 acre permanent distribution easement and a .588 acre permanent construction easement for \$52,300 and a .721 acre temporary construction easement for \$3,500.	-	55,800

Department/Fund	2017 Adopted Budget	2017 Current Annual Budget - June	Difference (Adjustments Year to Date)	Description	Current Month	Year to Date
Use of Fund Balance	19,477,684	19,120,393	(357,291)	To adjust budget for 90 day job vacancies.	(75,857)	(323,438)
				GCID20170180 Approval to amend the Code of Ordinances by adding new section for Utility Accommodation Rights-of-Way. Approval to establish a permit process and authorization to charge permit fees.	-	127,503
				GCID20170354 Approval to grant easements on parcel R1001 432 to Atlanta Gas Light Co. including a 2.466 acre permanent distribution easement and a .588 acre permanent construction easement for \$52,300 and a .721 acre temporary construction easement for \$3,500.	-	(55,800)
				GCID20170366 Approval to execute an amendment to agreement with the Georgia Department of Corrections for the purpose of housing up to 222 state inmates from May 1, 2017 to June 30, 2017.	-	(58,240)
				GCID20161025 Approval to execute Intergovernmental Agreement with GA Dept. of Corrections related to educational incentive plan for offenders who do not have a high school diploma or GED.	(25,000)	(25,000)
				GCID20170487 Approval to execute quitclaim for four drainage systems and one access easement, two drainage/construction easements, and five driveway easements at Pleasant Hill and Sunset Street.	(22,316)	(22,316)
				Total: Use of Fund Balance	(123,173)	(357,291)
Total: General Fund			218,619		(75,857)	218,619
2003 General Obligation Bond Debt Fund (951)						
Use of Fund Balance	4,166,863	4,170,796	3,933	GCID20170095 Approval of Resolution appointing Regions Bank as provider of debt related services for certain outstanding bond issues and the Development Authority. Adjust revenue and appropriation budgets as necessary for GO Bond Debt Service and Tourism.	-	3,933
Total: General Obligation Bond Debt Fund			3,933		-	3,933
Fire and Emergency Medical Services District Fund (102)						
Use of Fund Balance	3,112,356	2,317,297	(795,059)	To adjust budget for 90 day job vacancies.	(42,978)	(795,059)
Total: Fire and Emergency Medical Services District Fund			(795,059)		(42,978)	(795,059)
Police Services District Fund (106)						
Contributions and Donations	-	17,500	17,500	GCID20170329 Approval to accept a donation of \$17,500 for purchase and training of one Police K-9 by K. Gestar, founder of Cody Fund through the Community Foundation for Northeast Georgia.	-	17,500
Miscellaneous	273,462	287,562	14,100	GCID20170488 Approval to execute a Tall Structure Lease Agreement with Verizon Wireless to allow collocation and installation of site equipment on a Gwinnett County owned tower at 4663 Anderson-Livsey Lane.	14,100	14,100
Total: Police Services District Fund			31,600		14,100	31,600

Department/Fund	2017 Adopted Budget	2017 Current Annual Budget - June	Difference (Adjustments Year to Date)	Description	Current Month	Year to Date
Recreation Fund (105)						
Use of Fund Balance	1,320,192	1,239,003	(81,189)	To adjust budget for 90 day job vacancies.	(8,089)	(81,189)
<i>Total: Recreation Fund</i>			(81,189)		(8,089)	(81,189)
Street Lighting Fund (002)						
Charges for Services	7,250,000	7,256,612	6,612	GCID20170396 Approval of incorporation into the Street Lighting Program, Edgemoor North Unit 7, estimated annual revenue and operating cost of \$675.	-	675
				GCID20170567 Approval to execute Third Amendment to the Corporation Agreement with Gwinnett Place Community Improvement District for Street Light Improvement at Shackelford Road.	4,932	4,932
				GCID20170504 Approval of incorporation into the Gwinnett County Street Light Program Perrin Springs.	1,005	1,005
<i>Total: Street Lighting Fund</i>			6,612		5,937	6,612
District Attorney Federal Justice Asset Sharing Fund (080)						
Fines and Forfeitures	-	110,476	110,476	Adjust revenue and appropriation budgets to incorporate collected revenue for confiscated assets for Special Revenue Funds.	23,614	133,804
				GCID20170577 Approval to establish a Special Revenue Fund DA Treasury Asset Sharing. Approval to amend the 2017 budget to establish estimated revenue and appropriations.	(23,328)	(23,328)
<i>Total: District Attorney Federal Justice Asset Sharing Fund</i>			110,476		286	110,476
District Attorney Federal Treasury Asset Sharing Fund (082)						
Fines and Forfeitures	-	23,328	23,328	GCID20170577 Approval to establish a Special Revenue Fund DA Treasury Asset Sharing. Approval to amend the 2017 budget to establish estimated revenue and appropriations.	23,328	23,328
<i>Total: District Attorney Federal Treasury Asset Sharing Fund</i>			23,328		23,328	23,328
E-911 Fund (095)						
Use of Fund Balance	6,069,594	5,949,247	(120,347)	To adjust budget for 90 day job vacancies.	(29,867)	(120,347)
<i>Total: E-911 Fund</i>			(120,347)		(29,867)	(120,347)
Police Special Justice Fund (070)						
Fines and Forfeitures	-	26,460	26,460	Adjust revenue and appropriation budgets to incorporate collected revenue for confiscated assets for Special Revenue Funds.	4,729	26,460
Use of Fund Balance	713,259	686,799	(26,460)	Adjust revenue and appropriation budgets to incorporate collected revenue for confiscated assets for Special Revenue Funds.	(4,729)	(26,460)
<i>Total: Police Special Justice Fund</i>			-		-	-

Department/Fund	2017 Adopted Budget	2017 Current Annual Budget - June	Difference (Adjustments Year to Date)	Description	Current Month	Year to Date
Police Special State Fund (072)						
Fines and Forfeitures	-	149,290	149,290	Adjust revenue and appropriation budgets to incorporate collected revenue for confiscated assets for Special Revenue Funds.	16,597	149,290
Use of Fund Balance	609,180	459,890	(149,290)	Adjust revenue and appropriation budgets to incorporate collected revenue for confiscated assets for Special Revenue Funds.	(16,597)	(149,290)
<i>Total: Police Special State Fund</i>			-		-	-
Sheriff Special Justice Fund (065)						
Fines and Forfeitures	-	59,267	59,267	Adjust revenue and appropriation budgets to incorporate collected revenue for confiscated assets for Special Revenue Funds.	286	59,267
<i>Total: Sheriff Special Justice Fund</i>			59,267		286	59,267
Sheriff Special Treasury Fund (066)						
Fines and Forfeitures	-	167,517	167,517	Adjust revenue and appropriation budgets to incorporate collected revenue for confiscated assets for Special Revenue Funds.	-	167,517
<i>Total: Sheriff Special Treasury Fund</i>			167,517		-	167,517
Sheriff Special State Fund (067)						
Fines and Forfeitures	-	33,154	33,154	Adjust revenue and appropriation budgets to incorporate collected revenue for confiscated assets for Special Revenue Funds.	-	33,154
<i>Total: Sheriff Special State Fund</i>			33,154		-	33,154
Stadium Fund (055)						
Other Financing Sources	400,000	1,990,613	1,590,613	GCID 20161087 Adjust revenues and appropriations as necessary in Stadium and Tourism Funds for the purpose of refunding a portion of the Development Authority Gwinnett Stadium Revenue Bonds.	-	1,590,613
<i>Total: Stadium Fund</i>			1,590,613		-	1,590,613
Tourism Fund (050)						
Use of Fund Balance	-	960,358	960,358	GCID 20161087 Adjust revenues and appropriations as necessary in Stadium and Tourism Funds for the purpose of refunding a portion of the Development Authority Gwinnett Stadium Revenue Bonds.	-	953,691
				GCID20170095 Approval of Resolution appointing Regions Bank as provider of debt related services for certain outstanding bond issues and the Development Authority. Adjust revenue and appropriation budgets as necessary for GO Bond Debt Service and Tourism.	-	6,667
<i>Total: Tourism Fund</i>			960,358		-	960,358
Local Transit Operating Fund (515)						
Use of Net Position	1,382,119	1,376,555	(5,564)	To adjust budget for 90 day job vacancies.	-	(5,564)
<i>Total: Local Transit Operating Fund</i>			(5,564)		-	(5,564)

Department/Fund	2017 Adopted Budget	2017 Current Annual Budget - June	Difference (Adjustments Year to Date)	Description	Current Month	Year to Date
Stormwater Operating Fund (590)						
Use of Net Position	464,320	374,619	(89,701)	To adjust budget for 90 day job vacancies.	(9,132)	(89,701)
<i>Total: Stormwater Operating Fund</i>			(89,701)		(9,132)	(89,701)
Water and Sewer Operating Fund (501)						
Use of Net Position	25,173,886	24,607,271	(566,615)	To adjust budget for 90 day job vacancies.	(133,702)	(566,615)
<i>Total: Water and Sewer Operating Fund</i>			(566,615)		(133,702)	(566,615)
Administrative Support Fund (665)						
Use of Net Position	1,794,062	1,383,907	(410,155)	To adjust budget for 90 day job vacancies.	(51,643)	(410,155)
<i>Total: Administrative Support Fund</i>			(410,155)		(51,643)	(410,155)
Auto Liability Fund (606)						
Use of Net Position	218,678	968,678	750,000	GCID20170389 Approval of 4/30/17 Monthly Financial Status Report and ratification of all budget adjustments. Approval to amend the 2017 budget to reflect adjustments to revenues and appropriations.	750,000	750,000
<i>Total: Auto Liability Fund</i>			750,000		750,000	750,000
Fleet Management Fund (610)						
Use of Net Position	473,727	459,820	(13,907)	To adjust budget for 90 day job vacancies.	-	(13,907)
<i>Total: Fleet Management Fund</i>			(13,907)		-	(13,907)
Group Self-Insurance Fund (605)						
Use of Net Position	3,005,215	2,982,076	(23,139)	To adjust budget for 90 day job vacancies.	-	(23,139)
<i>Total: Group Self-Insurance Fund</i>			(23,139)		-	(23,139)
Total Revenue Budget Adjustments			\$ 1,849,801		\$ 442,669	\$ 1,849,801

BUDGET ADJUSTMENTS BY FUND - APPROPRIATIONS

As of 06/30/2017

Department/Fund	2017 Adopted Budget	2017 Current Annual Budget - June	Difference (Adjustments Year to Date)	Description	Current Month	Year to Date
General Fund (001)						
Board of Commissioners	\$ 1,229,400	\$ 1,214,238	\$ (15,162)	To adjust budget for 90 day job vacancies.	\$ -	\$ (15,162)
Financial Services	9,153,002	9,124,243	(28,759)	To adjust budget for 90 day job vacancies.	-	(28,759)
Transportation	18,801,475	19,103,936	302,461	To adjust budget for 90 day job vacancies.	(10,819)	(65,267)
				GCID20170180 Approval to amend the Code of Ordinances by adding new section for Utility Accommodation Rights-of-Way. Approval to establish a permit process and authorization to charge permit fees.	-	367,728
				Total: Transportation	(10,819)	302,461
Planning and Development	648,933	635,388	(13,545)	To adjust budget for 90 day job vacancies.	-	(13,545)
Police Services	6,795,201	1,996,407	(4,798,794)	To adjust budget for 90 day job vacancies.	-	(27,523)
				GCID20170389 Transfer Animal Control to Community Services.	-	(4,771,271)
				Total: Police Services	-	(4,798,794)
Corrections	15,977,143	15,971,586	(5,557)	To adjust budget for 90 day job vacancies.	(13,606)	(77,657)
				Transfer from Non-Departmental: Inmate Medical Reserve.	-	72,100
				Total: Corrections	(13,606)	(5,557)
Community Services	6,788,377	11,615,601	4,827,224	To adjust budget for 90 day job vacancies.	(24,262)	(68,355)
				GCID20170389 Transfer Animal Control to Community Services.	-	4,771,271
				GCID20170431 Approval to accept and appropriate first quarter donations made to Parks and Recreation and Animal Welfare and Enforcement in amount of \$23,012.51 of which \$18,704.80 is in-kind.	-	4,308
				GCID20170450 Approval to accept a \$120,000 donation and execute an Agreement with Friends of Gwinnett County Senior Services, Inc. d/b/a Friends of Gwinnett Seniors to provide transportation and meals to seniors and support to older adults living in the County through the Community Living Program.	-	120,000
				Total: Community Services	(24,262)	4,827,224
Juvenile Court	7,624,313	8,418,213	793,900	Transfer from Non-Departmental: Court Reporters Reserve.	44,200	184,200
				Transfer from Non-Departmental: Indigent Defense Reserve.	139,200	516,100
				Transfer from Non-Departmental: Court Interpreter's Reserve.	23,400	92,700
				Transfer from Non-Departmental: Inmate Medical Reserve.	-	900
				Total: Juvenile Court	206,800	793,900

Department/Fund	2017 Adopted Budget	2017 Current Annual Budget - June	Difference (Adjustments Year to Date)	Description	Current Month	Year to Date
Sheriff	85,817,230	86,658,330	841,100	Transfer from Non-Departmental Inmate Medical Reserve.	100,900	841,100
Clerk of Court	10,379,273	10,365,916	(13,357)	To adjust budget for 90 day job vacancies.	(13,357)	(13,357)
Judiciary	19,838,709	25,314,633	5,475,924	Transfer from Non-Departmental: Indigent Defense Reserve.	765,500	3,348,300
				Transfer from Non-Departmental: Court Interpreter's Reserve.	114,200	388,900
				Transfer from Non-Departmental: Court Reporters Reserve.	453,300	1,734,000
				To adjust budget for 90 day job vacancies.	(13,813)	(13,813)
				GCID20170321 Approval for the Law Library Board of Trustees to receive a new full time position from the BOC. Position will be used to hire an IT Associate.	-	50,021
				GCID20170315 Award BL015-17 purchase and installation of jury assembly room seating to Euro Aluminum System, LTD dba Futimis.	-	(31,484)
				Total: Judiciary	1,319,187	5,475,924
Probate Court	2,440,370	2,523,370	83,000	Transfer from Non-Departmental: Court Interpreter's Reserve.	-	2,600
				Transfer from Non-Departmental: Indigent Defense Reserve.	23,800	80,400
				Total: Probate Court	23,800	83,000
Solicitor General	4,805,173	4,813,173	8,000	Transfer from Non-Departmental: Court Reporters Reserve.	2,800	8,000
Non-Departmental:						
Contribution to Capital	4,553,170	4,584,654	31,484	GCID20170315 Award BL015-17 purchase and installation of jury assembly room seating to Euro Aluminum System, LTD dba Futimis.	-	31,484
Prisoner Medical Reserve	1,900,000	985,900	(914,100)	Transfer to Corrections.	-	(72,100)
				Transfer to Juvenile Court.	-	(900)
				Transfer to Sheriff.	(100,900)	(841,100)
				Total: Prisoner Medical Reserve	(100,900)	(914,100)
Indigent Defense Reserve	5,500,000	1,555,200	(3,944,800)	Transfer to Juvenile Court.	(139,200)	(516,100)
				Transfer to Judiciary.	(765,500)	(3,348,300)
				Transfer to Probate Court.	(23,800)	(80,400)
				Total: Indigent Defense Reserve	(928,500)	(3,944,800)
Court Reporter's Reserve	2,400,000	473,800	(1,926,200)	Transfer to Juvenile Court.	(44,200)	(184,200)
				Transfer to Judiciary.	(453,300)	(1,734,000)
				Transfer to Solicitor General.	(2,800)	(8,000)
				Total: Court Reporter's Reserve	(500,300)	(1,926,200)
Court Interpreter's Reserve	690,000	205,800	(484,200)	Transfer to Juvenile Court.	(23,400)	(92,700)
				Transfer to Judiciary.	(114,200)	(388,900)
				Transfer to Probate Court.	-	(2,600)
				Total: Court Interpreter's Reserve	(137,600)	(484,200)
Total Non-Departmental			(7,237,816)		(1,667,300)	(7,237,816)
Total: General Fund			218,619		(75,857)	218,619

Department/Fund	2017 Adopted Budget	2017 Current Annual Budget - June	Difference (Adjustments Year to Date)	Description	Current Month	Year to Date
2003 General Obligation Bond Debt Fund (951)						
Debt Service	4,261,788	4,265,721	3,933	GCID20170095 Approval of Resolution appointing Regions Bank as provider of debt related services for certain outstanding bond issues and the Development Authority. Adjust revenue and appropriation budgets as necessary for GO Bond Debt Service and Tourism.	-	3,933
<i>Total: General Obligation Bond Debt Fund</i>			3,933		-	3,933
Development and Enforcement Services District Fund (104)						
Planning and Development	7,249,898	7,173,739	(76,159)	To adjust budget for 90 day job vacancies.	-	(59,409)
				CA20170285 Approval to transfer funding from operating to P&D Hardware/Software.	-	(16,750)
				Total: Planning and Development	-	(76,159)
Non-Departmental	183,466	200,216	16,750	To adjust budget for 90 day job vacancies.	-	-
				CA20170285 Approval to transfer funding from operating to P&D Hardware/Software.	-	16,750
				Total: Planning and Development	-	16,750
Contribution to Fund Balance	945,509	1,004,918	59,409	To adjust budget for 90 day job vacancies.	-	59,409
<i>Total: Development and Enforcement Services District Fund</i>			-		-	-
Fire and Emergency Medical Services District Fund (102)						
Planning and Development	762,979	757,333	(5,646)	To adjust budget for 90 day job vacancies.	-	(5,646)
Fire and Emergency Services	105,145,447	104,356,034	(789,413)	To adjust budget for 90 day job vacancies.	(42,978)	(789,413)
<i>Total: Fire and Emergency Services District Fund</i>			(795,059)		(42,978)	(795,059)
Police Services District Fund (106)						
Police Services	94,013,317	93,351,711	(661,606)	To adjust budget for 90 day job vacancies.	(77,781)	(777,606)
				Transfer from Non-Departmental: Inmate Medical Reserve.	47,000	98,500
				GCID20170329 Approval to accept a donation of \$17,500 for purchase and training of one Police K-9 by K. Gestar, founder of Cody Fund through the Community Foundation for Northeast Georgia.	-	17,500
				Total: Police Services	(30,781)	(661,606)
Recorder's Court	1,902,622	1,993,322	90,700	Transfer from Non-Departmental: Indigent Defense Reserve.	6,300	22,400
				Transfer from Non-Departmental: Court Interpreter's Reserve.	34,000	68,300
				Total: Recorder's Court	40,300	90,700
Non-Departmental	4,473,488	4,284,288	(189,200)	Transfer to Recorder's Court - From Indigent Defense Reserve.	(6,300)	(22,400)
				Transfer to Recorder's Court - From Court Interpreter's Reserve.	(34,000)	(68,300)
				Transfer to Police Services - From Inmate Medical Reserve.	(47,000)	(98,500)
				Total: Non-Departmental	(87,300)	(189,200)

Department/Fund	2017 Adopted Budget	2017 Current Annual Budget - June	Difference (Adjustments Year to Date)	Description	Current Month	Year to Date
Contribution to Fund Balance	3,460,750	4,252,456	791,706	To adjust budget for 90 day job vacancies.	77,781	777,606
				GCID20170488 Approval to execute a Tall Structure Lease Agreement with Verizon Wireless to allow collocation and installation of site equipment on a Gwinnett County owned tower at 4663 Anderson-Livsey Lane.	14,100	14,100
				Total: Contribution to Fund Balance	91,881	791,706
<i>Total: Police Services District Fund</i>			31,600		14,100	31,600
Recreation Fund (105)						
Community Services	34,202,461	34,121,272	(81,189)	To adjust budget for 90 day job vacancies.	(8,089)	(81,189)
<i>Total: Recreation Fund</i>			(81,189)		(8,089)	(81,189)
Street Lighting Fund (002)						
Transportation	7,455,115	7,461,727	6,612	GCID20170396 Approval of incorporation into the Street Lighting Program, Edgemoor North Unit 7, estimated annual revenue and operating cost of \$675.	-	675
				GCID20170567 Approval to execute Third Amendment to the Corporation Agreement with Gwinnett Place Community Improvement District for Street Light Improvement at Shackelford Road.	4,932	4,932
				GCID20170504 Approval of incorporation into the Gwinnett County Street Light Program Perrin Springs.	1,005	1,005
<i>Total: Street Lighting Fund</i>			6,612		5,937	6,612
District Attorney Federal Justice Asset Sharing Fund (080)						
District Attorney	140,785	251,261	110,476	Adjust revenue and appropriation budgets to incorporate collected revenue for confiscated assets for Special Revenue Funds.	23,614	133,804
				GCID20170577 Approval to establish a Special Revenue Fund DA Treasury Asset Sharing. Approval to amend the 2017 budget to establish estimated revenue and appropriations.	(23,328)	(23,328)
<i>Total: District Attorney Federal Justice Asset Sharing Fund</i>			110,476		286	110,476
District Attorney Federal Treasury Asset Sharing Fund (082)						
District Attorney	-	23,328	23,328	GCID20170577 Approval to establish a Special Revenue Fund DA Treasury Asset Sharing. Approval to amend the 2017 budget to establish estimated revenue and appropriations.	23,328	23,328
<i>Total: District Attorney Federal Treasury Asset Sharing Fund</i>			23,328		23,328	23,328
E-911 Fund (095)						
Police Services	18,443,456	18,323,109	(120,347)	To adjust budget for 90 day job vacancies.	(29,867)	(120,347)
<i>Total: E-911 Fund</i>			(120,347)		(29,867)	(120,347)

Department/Fund	2017 Adopted Budget	2017 Current Annual Budget - June	Difference (Adjustments Year to Date)	Description	Current Month	Year to Date
Sheriff Special Justice Fund (065)						
Sheriff Special Operations	100,000	159,267	59,267	Adjust revenue and appropriation budgets to incorporate collected revenue for confiscated assets for Special Revenue Funds.	286	59,267
<i>Total: Sheriff Special Justice Fund</i>			59,267		286	59,267
Sheriff Special Treasury Fund (066)						
Sheriff Special Operations	150,000	317,517	167,517	Adjust revenue and appropriation budgets to incorporate collected revenue for confiscated assets for Special Revenue Funds.	-	167,517
<i>Total: Sheriff Special Treasury Fund</i>			167,517		-	167,517
Sheriff Special State Fund (067)						
Sheriff Special Operations	73,670	106,824	33,154	Adjust revenue and appropriation budgets to incorporate collected revenue for confiscated assets for Special Revenue Funds.	-	33,154
<i>Total: Sheriff Special State Fund</i>			33,154		-	33,154
Stadium Fund (055)						
Stadium Operations	2,695,845	4,277,270	1,581,425	GCID 20161087 Adjust revenues and appropriations as necessary in Stadium and Tourism Funds for the purpose of refunding a portion of the Development Authority Gwinnett Stadium Revenue Bonds.	-	1,581,425
Contributions to Fund Balance	19,356	28,544	9,188	GCID 20161087 Adjust revenues and appropriations as necessary in Stadium and Tourism Funds for the purpose of refunding a portion of the Development Authority Gwinnett Stadium Revenue Bonds.	-	9,188
<i>Total: Stadium Fund</i>			1,590,613		-	1,590,613
Tourism Fund (050)						
Tourism	3,479,630	5,076,910	1,597,280	GCID 20161087 Adjust revenues and appropriations as necessary in Stadium and Tourism Funds for the purpose of refunding a portion of the Development Authority Gwinnett Stadium Revenue Bonds.	-	1,590,613
				GCID20170095 Approval of Resolution appointing Regions Bank as provider of debt related services for certain outstanding bond issues and the Development Authority. Adjust revenue and appropriation budgets as necessary for GO Bond Debt Service and Tourism.	-	6,667
				Total: Tourism	-	1,597,280
Contributions to Fund Balance	636,922	-	(636,922)	GCID 20161087 Adjust revenues and appropriations as necessary in Stadium and Tourism Funds for the purpose of refunding a portion of the Development Authority Gwinnett Stadium Revenue Bonds.	-	(636,922)
<i>Total: Tourism Fund</i>			960,358		-	960,358
Local Transit Operating Fund (515)						
Transportation	12,312,083	12,306,519	(5,564)	To adjust budget for 90 day job vacancies.	-	(5,564)
<i>Total: Local Transit Operating Fund</i>			(5,564)		-	(5,564)

Department/Fund	2017 Adopted Budget	2017 Current Annual Budget - June	Difference (Adjustments Year to Date)	Description	Current Month	Year to Date
Solid Waste Operating Fund (595)						
Support Services	44,507,304	44,497,284	(10,020)	To adjust budget for 90 day job vacancies.	-	(10,020)
Working Capital Reserve	1,679,512	1,689,532	10,020	To adjust budget for 90 day job vacancies.	-	10,020
<i>Total: Solid Waste Operating Fund</i>			-		-	-
Stormwater Operating Fund (590)						
Planning and Development	733,683	724,551	(9,132)	To adjust budget for 90 day job vacancies.	(9,132)	(9,132)
Water Resources	31,312,158	31,231,589	(80,569)	To adjust budget for 90 day job vacancies.	-	(80,569)
<i>Total: Stormwater Operating Fund</i>			(89,701)		(9,132)	(89,701)
Water and Sewer Operating Fund (501)						
Planning and Development	918,054	895,407	(22,647)	To adjust budget for 90 day job vacancies.	(18,057)	(40,704)
Water Resources	353,002,638	352,458,670	(543,968)	To adjust budget for 90 day job vacancies.	(115,645)	(525,911)
<i>Total: Water and Sewer Operating Fund</i>			(566,615)		(133,702)	(566,615)
Administrative Support Fund (665)						
County Administration	4,104,785	4,069,614	(35,171)	To adjust budget for 90 day job vacancies.	-	(35,171)
Financial Services	9,484,620	9,420,902	(63,718)	To adjust budget for 90 day job vacancies.	-	(63,718)
Human Resources	3,631,591	3,607,675	(23,916)	To adjust budget for 90 day job vacancies.	-	(23,916)
Information Technology	28,222,732	27,982,290	(240,442)	To adjust budget for 90 day job vacancies.	(51,643)	(240,442)
Support Services	11,070,310	11,023,402	(46,908)	To adjust budget for 90 day job vacancies.	-	(46,908)
<i>Total: Administrative Support Fund</i>			(410,155)		(51,643)	(410,155)
Auto Liability Fund (606)						
Financial Services	1,033,215	1,783,215	750,000	GCID20170389 Approval of 4/30/17 Monthly Financial Status Report and ratification of all budget adjustments. Approval to amend the 2017 budget to reflect adjustments to revenues and appropriations.	750,000	750,000
<i>Total: Auto Liability Fund</i>			750,000		750,000	750,000
Fleet Management Fund (610)						
Support Services	6,464,456	6,450,549	(13,907)	To adjust budget for 90 day job vacancies.	-	(13,907)
<i>Total: Fleet Management Fund</i>			(13,907)		-	(13,907)
Group Self-Insurance Fund (605)						
Human Resources	55,067,454	55,044,315	(23,139)	To adjust budget for 90 day job vacancies.	-	(23,139)
<i>Total: Group Self-Insurance Fund</i>			(23,139)		-	(23,139)
Total Appropriation Budget Adjustments			\$ 1,849,801		\$ 442,669	\$ 1,849,801