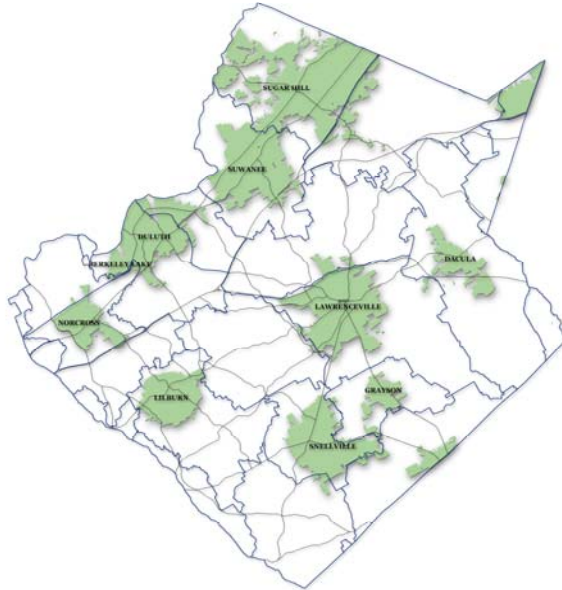


SOLID WASTE MANAGEMENT PLAN



**Gwinnett County
City of Berkeley Lake
City of Dacula
City of Duluth
City of Grayson
City of Lawrenceville
City of Lilburn
City of Norcross
City of Snellville
City of Sugar Hill
City of Suwanee**

April 22, 2008

SOLID WASTE MANAGEMENT PLAN

Developed pursuant to O.C.G.A. § 12-8-20 Solid Waste Management

Participating Local Governments

Gwinnett County
City of Berkeley Lake
City of Dacula
City of Duluth
City of Grayson
City of Lawrenceville
City of Lilburn
City of Norcross
City of Snellville
City of Sugar Hill
City of Suwanee

Gwinnett Clean & Beautiful Solid Waste Citizens Advisory Board

Sheila Adcock	L. C. Johnson	Hal Risher, Jr.
Ethel Andersen	Tricia Kennedy	Patsy Rooks
Carole Boyce	Pat Kien	Mary Root
Chuck Button	Jim Kraus	Bill Russell
Tip Cape	Pam Ledbetter	David Seago
Keith Carnes	Jim Maran	Bill Sheals
Dick Carothers	Alicia McCart	Tammy Shumate
Carla Carraway	Caryn McGarity	David Snell
Nancy Chandler	Bartow Morgan, Jr.	Melodie Snell-
Jock Connell	Emory Morsberger	Conner
Butch Conway	Rick O'Brien	Doug Spohn
Steve Gaultney	Jose Perez	Jim Steele
Mike Gynn	Jo Ann Pinder	Vicki Sweeny
Karen Hill	Paige Powers	Richard Tucker
Paula Hill	Diana Preston	Charlie Walters
Lloyd Hofer	Louise Radloff	Phylecia Wilson
Mike Ingle	Sharon Rigsby	Philip Wolfe

Prepared by TD King Consultants under contract to Gwinnett Clean & Beautiful
April 22, 2008

Solid Waste Management Plan

TABLE OF CONTENTS

Table of Contents

List of Tables vii
List of Maps & Figures x

EXECUTIVE SUMMARY xii

Section 1 INTRODUCTION

1.1 Solid Waste Management in Georgia 1 – 1
 1.1.1 Where We Have Been - Solid Waste Management in Gwinnett..... 1 – 2
1.2 Plan Update 1 – 4
 1.2.1 Participation in the Planning Process 1 – 4
1.3 Purpose of the Plan Update 1 – 6
1.4 Planning Area 1 – 8
 1.4.1 Physical Characteristics..... 1 – 8
 1.4.2 Demographic and Economic Characteristics..... 1 – 13
1.5 Key Findings 1 – 19
 1.5.1 Plan Update Strategy 1 – 20

Section 2 WASTE STREAM DISPOSAL ANALYSIS

2.1 Waste Stream Generators..... 2 – 1
 2.1.1 Residential and Commercial Generators 2 – 2
 2.1.2 Other Waste Stream Contributions..... 2 – 2
2.2 Waste Stream Data 2 – 3
2.3 Amount of Waste Disposed 2 – 4
 2.3.1 Waste Disposal – Plan Base Year, 2005..... 2 – 4
 2.3.2 Waste Disposal – Historic Perspective..... 2 – 6
 2.3.3 Seasonal Variations / Unique Conditions 2 – 10
 2.3.4 Waste Generating Disasters 2 – 14
 2.3.5 Per Capita Disposal Rate 2 – 15
2.4 Waste Composition and Amounts..... 2 – 16
 2.4.1 Forecast of Waste Generation 2 – 21
2.5 Per Capita Municipal Solid Waste Disposal Reduction Goal..... 2 – 23
 2.5.1 State Reduction Targets 2 – 24
 2.5.2 Plan Update Reduction Targets 2 – 25
2.6 Key Findings 2 – 25

Section 3 WASTE REDUCTION ELEMENT

3.1 Inventory of Waste Reduction Programs	3 – 1
3.1.1 Product and Manufacturing Redesign	3 – 1
3.1.2 Recycling Opportunities	3 – 2
3.1.2.1 Local Government Programs	3 – 2
3.1.2.1.1 Curbside Collections	3 – 2
3.1.2.1.2 Drop-Off Services and Facilities	3 – 6
3.1.2.2 Recycling Facilities	3 – 11
3.1.2.3 Special Management Items.....	3 – 15
3.1.2.4 Private Sector Recycling Opportunities.....	3 – 15
3.1.2.5 Nonprofit Recycling Services	3 – 23
3.1.3 Reuse / Exchange Programs	3 – 25
3.1.4 Yard Trimmings Programs	3 – 25
3.1.4.1 Mulching and Composting	3 – 26
3.1.4.2 Large Scale Composting.....	3 – 27
3.1.4.3 Christmas Tree Recycling	3 – 27
3.1.4.4 Yard Trimmings Landfill Facilities.....	3 – 27
3.1.5 Education and Coordination.....	3 – 28
3.1.6 Disaster Debris	3 – 29
3.2 Assessment of Waste Reduction and Recycling Programs	3 – 29
3.2.1 Waste Generating Sectors	3 – 29
3.2.3 Waste Stream Components	3 – 30
3.3 Key Findings	3 – 33
3.4 Needs and Goal	3 – 35

Section 4 COLLECTION ELEMENT

4.1 Inventory of Collection Programs	4 – 1
4.2 Assessment of Collection Programs	4 – 5
4.2.1 Service Arrangements.....	4 – 5
4.2.1.1 Franchise Agreements	4 – 5
4.2.1.2 Local Government Contracts.....	4 – 6
4.2.1.3 Public Utility Programs.....	4 – 6
4.2.1.4 Free-Market Subscriptions.....	4 – 7
4.2.2 Level of Service	4 – 7
4.2.2.1 Required Services - Self-Haul Behaviors.....	4 – 7
4.2.3 Cost of Service.....	4 – 8
4.2.4 Concerns	4 – 9
4.3 Residential Collection System Study, Unincorporated Gwinnett County	4 – 10
4.3.1 Study Process.....	4 – 10
4.3.2 Issue Identification.....	4 – 11
4.3.3 Proposed Modifications to the Residential Collection System.....	4 – 12
4.3.3.1 Expanded Recyclables	4 – 15
4.3.3.3 Anticipated Benefits.....	4 – 16
4.4 Illegal Disposal / Littering.....	4 – 17

4.5 Contingency Strategies	4 – 20
4.6 Key Findings	4 – 20
4.7 Needs and Goal	4 – 22

Section 5 DISPOSAL ELEMENT

5.1 Inventory of Disposal Programs	5 – 1
5.1.1 Municipal Solid Waste Facilities	5 – 1
5.1.1.1 Exported Waste	5 – 1
5.1.1.2 Imported Waste	5 – 4
5.1.2 Construction and Demolition Facilities	5 – 5
5.1.3 Inert Disposal Facilities	5 – 5
5.1.4 Transfer Stations	5 – 8
5.1.5 Other Waste Treatment, Processing or Disposal Facilities	5 – 8
5.2 Assessment of Disposal Facilities	5 – 13
5.2.1 Municipal Solid Waste Facilities	5 – 13
5.2.2 Construction and Demolition Facilities	5 – 14
5.2.3 Other Facilities	5 – 14
5.3 Disposal Capacity Assurance	5 – 14
5.4 Contingency Strategy	5 – 15
5.5 Key Findings	5 – 16
5.6 Needs and Goal	5 – 17

Section 6 LAND LIMITATION ELEMENT

6.1 Siting Limitations for Solid Waste Handling Facilities	6 – 1
6.1.1 Natural Limitations	6 – 1
6.1.1.1 Water Supply Watersheds	6 – 1
6.1.1.2 River Corridors	6 – 1
6.1.1.3 Flood Plains	6 – 2
6.1.1.4 Wetlands	6 – 2
6.1.1.5 Groundwater Recharge Areas	6 – 2
6.1.1.6 Protected Mountains	6 – 3
6.1.1.7 Fault Areas	6 – 3
6.1.1.8 Seismic Impact Zones	6 – 3
6.1.1.9 Unstable Areas	6 – 4
6.1.2 Land Use Limitations	6 – 4
6.1.2.1 Zoning	6 – 4
6.1.2.2 Airport Safety	6 – 6
6.1.2.3 National Historic Sites	6 – 6
6.1.2.4 Archaeological Sites	6 – 6
6.1.2.5 Surface Water Intake	6 – 7
6.1.2.6 Co-Located Landfills	6 – 7
6.1.2.7 Political Subdivisions	6 – 7
6.1.2.8 Private Recreational Camps	6 – 8

6.1.2.9 Air Quality.....	6 – 8
6.1.3 Locally Desirable Criteria.....	6 – 9
6.1.3.1 Accessibility and Existing Development.....	6 – 9
6.1.3.2 Nature Preserves and Public Recreation Facilities	6 – 9
6.1.3.3 Historic Districts and Places.....	6 – 9
6.1.3.4 Sensitive Habitats.....	6 – 10
6.2 Assessment of Land Limitation Element.....	6 – 10
6.2.1 Land Limitations.....	6 – 10
6.2.2 Plan Consistency Determination Procedure	6 – 11
6.3 Key Findings.....	6 – 14
6.3 Needs and Goal	6 – 14

Section 7 EDUCATION/PUBLIC INVOLVEMENT ELEMENT

7.1 Solid Waste Advisory Groups.....	7 – 1
7.2 Inventory of Education and Public Involvement Programs	7 – 3
7.3 Assessment of Education and Public Involvement Programs	7 – 11
7.3.1 Waste Reduction and Recycling Objectives	7 – 12
7.3.2 Audience Sectors and Outreach Mechanisms.....	7 – 13
7.3.3 Education and Service Learning	7 – 14
7.4 Key Findings	7 – 14
7.5 Needs and Goal	7 – 15

Section 8 IMPLEMENTATION PLAN

8.1 Implementation Plan.....	8 – 1
------------------------------	-------

APPENDICES

A. Stakeholder Meetings.....	A – 1
B. Telephone & Web Survey Instruments.....	B – 1
C. Citizen Comments	C – 1
D. Public Hearings	D – 1
E. Resolutions for Plan Update Submittal	E – 1
F. Inert Disposal Facilities in Gwinnett County	F – 1
G. Disposal Capacity Assurances.....	G – 1

LIST OF TABLES

Section 1 Introduction

Table 1 – 1. Existing Land Uses by Acres and Percentage of Total – Gwinnett County	1 – 10
Table 1 – 2. Population, 2005 – Plan Update Jurisdictions.....	1 – 13
Table 1 – 3 Age Distribution, 2005 – Gwinnett County	1 – 14
Table 1 – 4 Racial & Ethnic Composition, 2005 – Gwinnett County.....	1 – 15
Table 1 – 5 Number of Households and Types of Housing Units – Plan Update Jurisdictions	1 – 16
Table 1 – 6 Median Household Income and Poverty – Gwinnett County, 2000-2005.....	1 – 17
Table 1 – 7 Employment and Employment Forecast – Gwinnett County.....	1 – 18
Table 1 – 8 County-Based Employment – Gwinnett County	1 – 19

Section 2 Waste Stream Disposal Analysis

Table 2 – 1. Sources and Types of Municipal Solid Waste – Gwinnett County	2 – 1
Table 2 – 2. Waste Disposal by Plan Jurisdiction and Waste Stream, 2005 (in tons).....	2 – 4
Table 2 – 3. Waste Disposal by Plan Jurisdiction and Waste Stream, 1998 - 2005 (in Tons)	2 – 6
Table 2 – 4. Municipal Solid Waste Collected by Sector, 1992 – 2005 – Unincorporated Gwinnett County.....	2 – 9
Table 2 – 5. Seasonal Variations Residential and Commercial Waste Stream, Quarterly Averages, 1991-2005 (in tons) – Unincorporated Gwinnett County.....	2 – 11
Table 2 – 6. Percent Difference Residential and Commercial Waste Stream, Quarterly Averages, 1991 – 2005 – Unincorporated Gwinnett County	2 – 12
Table 2 – 7. Seasonal Variations in Municipal and Construction and Demolition Waste Streams, Quarterly Averages, 1999- 2005 (in tons) – Plan Jurisdictions	2 – 12
Table 2 – 8. Percent Difference Municipal and Construction and Demolition Waste Streams, Quarterly Averages, 1999 – 2005 – Plan Jurisdictions.....	2 – 13
Table 2 – 9. Waste Generating Disasters, 1990-2005 – Gwinnett County	2 – 14
Table 2 – 10. Per Capita Daily Municipal Solid Waste Disposal, 2005 – Plan Jurisdictions.....	2 – 15
Table 2 – 11. Municipal Solid Waste Composition, 2005 – Plan Jurisdictions.....	2 – 17

Table 2 – 12. Waste Stream Generation Forecast (in tons), 2005-2020 – Plan Jurisdictions	2 – 21
Table 2 – 13. Georgia Per Capita Municipal Solid Waste Disposal Reduction Targets	2 – 24
Table 2 – 14. Plan Update Per Capita Municipal Solid Waste Disposal Reduction Targets	2 – 25

Section 3 Waste Reduction Element

Table 3 – 1. Residential Curbside Collection, 2005 – Plan Jurisdictions	3 – 2
Table 3 – 2. Commercial Curbside Collection, 2005 – Plan Jurisdictions.....	3 – 4
Table 3 – 3. Residential and Commercial Curbside Collections, 1992-2005 – Gwinnett County	3 – 5
Table 3 – 4. Local Government Drop-Off Recycling Opportunities – Plan Jurisdictions.....	3 – 6
Table 3 – 5. School Drop-Off Recycling Opportunities – Plan Jurisdictions.....	3 – 7
Table 3 – 6. Fire Station Drop-Off Recycling Opportunities – Plan Jurisdictions.....	3 – 9
Table 3 – 7. U.S. Post Office Drop-Off Recycling Opportunities – Plan Jurisdictions.....	3 – 11
Table 3 – 8. Residential Recycling Facilities – Regional Proximity.....	3 – 12
Table 3 – 9. Commercial Recycling Facilities – Regional Proximity.....	3 – 13
Table 3 – 10. Private Sector Drop-Off Recycling Opportunities – Regional Proximity	3 – 16
Table 3 – 11. Nonprofit Drop-Off Recycling Opportunities – Regional Proximity	3 – 23
Table 3 – 12. Reuse / Exchange Programs – Plan Jurisdictions	3 – 25
Table 3 – 13. Yard Trimmings Landfill Facilities – Regional Proximity	3 – 27
Table 3 – 14. Waste Reduction and Recycling Programs and Primary Sector Served – Planning Area.....	3 – 29
Table 3 – 15. Frequency of Opportunities for Commonly Recyclable Materials, 2005 – Plan Jurisdictions.....	3 – 30
Table 3 – 16. Commonly Recycled Materials, 2005 – Plan Jurisdictions.....	3 – 32

Section 4 Collection Element

Table 4 – 1. Residential Collection Programs – Plan Jurisdictions.....	4 – 2
Table 4 – 2. Commercial Collection Programs – Plan Jurisdictions.....	4 – 3
Table 4 – 3. Haulers Operating in Planning Area.....	4 – 3
Table 4 – 4. Monthly Residential and Commercial Collection Fees, 2006 – Planning Cities	4 – 8
Table 4 – 5. Monthly Fees by Collector, 2006 – Unincorporated Gwinnett County	4 – 9
Table 4 – 6. Quality of Life Concerns with Current Collection System	4 – 12
Table 4 – 7. Key Elements of Current and Proposed Collection Systems	4 – 13

Table 4 – 8. Illegal Dumping, 2006 – Planning Cities	4 – 17
Table 4 – 9. Litter, 2006 – Planning Cities.....	4 – 18

Section 5 Disposal Element

Table 5 – 1. Municipal Solid Waste Disposal Facilities Receiving Waste from Plan Area, 2005 – Planning Jurisdictions.....	5 – 2
Table 5 – 2. Closed Landfills – Gwinnett County	5 – 3
Table 5 – 3. Municipal Solid Waste Imported into Planning Area, 2005	5 – 4
Table 5 – 4. Construction and Demolition Disposal Facilities Receiving Waste from Plan Area, 2005.....	5 – 6
Table 5 – 5. Transfer Stations – Gwinnett County	5 – 9
Table 5 – 6. Biomedical Collection and Treatment Facilities – Gwinnett County	5 – 10
Table 5 – 7. Thermal Treatment Facilities On-Site – Gwinnett County.....	5 – 11
Table 5 – 8. Liquid Waste Processing Facilities – Plan Area.....	5 – 11
Table 5 – 9. On-Site Processing Facilities – Gwinnett County.....	5 – 12
Table 5 – 10. Municipal Solid Waste Import-Export, 1990 – 2005	5 – 15

Section 6 Land Limitation Element

Table 6 – 1. Land Limitations on Site Suitability.....	6 – 10
Table 6 – 2. Local Financial Assurance, Public Notification and Zoning Requirements	6 – 13

Section 7 Education/Public Involvement Element

Table 7 – 1. Education and Public Involvement Programs, Planning Area.....	7 – 4
Table 7 – 2. Education and Public Involvement Program Impact, Planning Area	7 – 11

Section 8 Implementation Plan

Table 8 – 1. Summary of Goals and Needs by Planning Element – Plan Jurisdictions.....	8 – 2
Table 8 – 2. Implementation Strategy - Unincorporated Gwinnett County & Cities of Berkeley Lake, Dacula, Duluth, Grayson, Lawrenceville, Lilburn, Norcross, Snellville, Sugar Hill and Suwanee.....	8 – 8

LIST OF MAPS

Section 1 Introduction

Map 1 – 1. Planning Area and Participating Local Governments.....1 – 8
 Map 1 – 2. Planning Area Location in Georgia & Atlanta Metropolitan
 Statistical Area1 – 9
 Map 1 – 3. Current Land Use, Mid-2006 – Gwinnett County1 – 11
 Map 1 – 4. Counties in Non-Attainment.....1 – 12

Section 4 Collection Element

Map 4 – 1. Existing Solid Waste Collection Districts, 2006 –
 Unincorporated Gwinnett County 4 – 6

LIST OF FIGURES

Section 1 Introduction

Figure 1 – 1. Employment by Sector– Gwinnett County, 2000 – 2030..... 1 – 17

Section 2 Waste Stream Disposal Analysis

Figure 2 – 1. Waste Disposal by Jurisdiction and Waste Stream, 2005
 (in tons) 2 – 5
 Figure 2 – 2. Major Waste Stream Components, 1999 – 2005 (in tons) –
 Plan Jurisdictions 2 – 7
 Figure 2 – 3. Municipal Solid Waste Disposal by Plan Jurisdiction, 1999
 – 2005 (in tons) 2 – 8
 Figure 2 – 4. Construction and Demolition Waste Disposal by Plan
 Jurisdiction, 1999 – 2005 (in tons) 2 – 8
 Figure 2 – 5. Municipal Solid Waste Collected by Sector, 1992 – 2005 –
 Unincorporated Gwinnett County 2 – 10
 Figure 2 – 6. Seasonal Variation in Residential and Commercial Waste
 Collections (in Tons), Quarterly Averages 1991 – 2005 –
 Unincorporated Gwinnett County2 – 11
 Figure 2 – 7. Seasonal Variation in Municipal and Construction and
 Demolition Waste Streams (in Tons), Quarterly Averages
 1999 – 2005 – Plan Jurisdictions2 – 13

Figure 2 – 8. Waste Composition by Percentages, 2005 – Plan Jurisdictions 2 – 19

Figure 2 – 9. Waste Composition by Tons, 2005– Plan Jurisdictions..... 2 – 19

Figure 2 – 10. Top 10 Most Prevalent Materials by Weight, 2005– Plan
Jurisdictions 2 – 20

Figure 2 – 11. Commonly Recycled Materials Disposed in Municipal Solid
Waste Landfills, 2005– Plan Jurisdictions..... 2 – 21

Section 4 Collection Element

Figure 4 – 1. Illegal Dumping Incidents, 1998-2006 – Unincorporated
Gwinnett County..... 4 – 19

Figure 4 – 2. GC&B Litter Index, 2000-2006 – Unincorporated Gwinnett
County..... 4 – 19

EXECUTIVE SUMMARY

In 1990, the Georgia Comprehensive Solid Waste Management Act became law. Among other matters, the Act requires local governments to complete a local solid waste management plan and to update it periodically. Gwinnett County and many of the municipalities within the county developed a state-approved solid waste management plan in 1991 that was amended in 1993 and 1994 (SWMP 1991, amended). After more than 10 years, an update to the local solid waste management plan is required.

At the same time, citizens in Gwinnett County began expressing growing concerns about the management of solid waste collections and impacts to quality of life. The Gwinnett County Board of Commissioners, therefore, directed its Solid Waste Citizens Advisory Board and Solid Waste and Recycling Coordinator to undertake a study of solid waste issues; make recommendations for their resolution, if necessary; and prepare the drafting of an update to the SWMP 1991, amended to include the Cities of Berkeley Lake, Dacula, Duluth, Grayson, Lawrenceville, Lilburn, Norcross, Snellville, Sugar Hill and Suwanee.

After an intensive 16-month study undertaken by national solid waste experts and an extensive stakeholder participation process in which more than 5000 citizens contributed, this document was prepared. It serves as the Plan Update to the local comprehensive solid waste management plan, as required by state law. It covers a planning period from 2005 – 2020 and includes the physical area and political jurisdictions of Gwinnett County and the participating Plan Update Cities.

The Plan Update addresses provisions that are required by state law and regulations by examining the 5 core planning elements:

- 1) Waste reduction,
- 2) Waste collection,
- 3) Waste disposal,
- 4) Land limitation, and
- 5) Education and public involvement.

The Plan Update meets the requirements for a revised local comprehensive solid waste management plan by calculating current and future solid waste disposal amounts per person over the course of the planning period and by:

- Providing an inventory and assessment of existing solid waste programs;

- Providing assurance of adequate solid waste handling capability and disposal capacity;
- Identifying solid waste management needs and establishing local goals;
- Identifying strategies to accomplish the local goals and to meet the State's per capita municipal solid waste reduction goal and targets;
- Identifying an implementation and financial plan to accomplish the local and state goals; and
- Identifying the roles and responsibilities of governmental agencies, the private sector and the general public in addressing effective solid waste management.

The Plan Update provides a strategy for managing solid waste in an environmentally sound, cost-effective and service enhanced manner. In addition to the analysis undertaken in drafting the Plan Update, residents' concerns have been heard and cost-effective and efficient collection proposals have been studied. Key conclusions of the study, stakeholder involvement and Plan Update analysis are outlined below.

Study and Stakeholder Conclusions

- Gwinnett County's current system of non-exclusive franchise, voluntary resident participation and residential solid waste and recycling collection has served the needs in the past.
- The current system now is inefficient, not cost-effective and limits the services the County can provide.
- An estimated 20,000 households do not use residential curbside solid waste or recycling collection service.
- There is too much truck traffic in neighborhoods, adding noise and pollution, and compromising safety and public health.
- Illegal dumping has increased in recent years.
- Citizens want more recycling.
- Citizens have asked for a change.
- Solid Waste collection programs within the cities, except Suwanee, are meeting current needs.

Demographic and Economic Characteristics

- Gwinnett County has a thriving economy that is expected to strengthen, increasing the planning area's position as a regional employment center.
- The population has grown exponentially to about 665,820 residents in 2005 with nearly 1 million residents expected by 2020.
- The overwhelming majority (81%) of the planning population lives and will continue to live in Unincorporated Gwinnett County.

Waste Stream Analysis

- As the plan jurisdictions' population and economy have grown, so too has its waste stream. In addition, there are more types of waste in the waste stream such as electronic waste, household chemicals and construction debris that create more disposal challenges than in the past.
- 1.2 million tons of municipal solid waste was disposed by residents in the planning area in 2005.
- Residential solid waste from unincorporated Gwinnett County comprised approximately 98% of the plan area's total 1.2 million tons.
- Paper is the leading material in the plan jurisdictions' 2005 municipal solid waste stream (35.42%); followed by organic material (31.14%), plastic (11.13%), metal (7.29%), construction and demolition debris (5.64%), inorganics (4.99%) and glass (4.40%).
- Combined, commonly recycled materials comprised 34.99% of total plan jurisdictions' 2005 municipal solid waste stream, with types of recyclable paper representing nearly 22% of this amount, of which corrugated cardboard represented almost 10%.
- Georgia has a statewide 23% per capita municipal solid waste stream reduction goal by 2017 with specific reduction targets for commonly recycled materials: paper - 28%, plastic - 20%, metal - 18% and glass - 8%.
- The Plan Update waste stream analysis and forecast demonstrates opportunities to make gains in waste reduction consistent with the State established goal and targets for commonly recycled materials.

Waste Reduction

- There are ample opportunities to recycle a wide variety of materials in the planning area but some materials like corrugated cardboard and electronics are underserved.

- The rate of voluntary recycling behavior does not take full advantage of the ample recycling opportunities available.
- Neither the State nor the planning jurisdictions met their previous reduction goals, set in 1990 and 1991, respectively.
- Factors affecting the ability to control waste streams to meet reduction goals include:
 - 1) Voluntary nature of most recycling programs;
 - 2) Instability of recycling markets and value of materials;
 - 3) Lack of industry-wide assurances that collected recycling materials will be diverted from municipal solid waste landfills; and
 - 4) Out-of-state and out-of-jurisdiction waste entering local landfills distorts per capita reduction goals.
- All plan participants should consider expanding the types of recyclables collected via curbside collection.

Collection of Waste

- Collection systems are one of the few places where controls on the waste stream can be exerted by local governments offering unique opportunities to affect voluntary or imposed behavioral changes.
- All households in the plan area are served via curbside collection by a hauler.
- All businesses in the plan area are served by on-site commercial collection service.
- While the existing residential waste collection system has generally served the needs of unincorporated Gwinnett County in the past, major modifications to the current collection system in unincorporated Gwinnett County are needed.
- Highlights of a modified residential collection system in unincorporated Gwinnett County include:
 - Exclusive franchise system;
 - Competitive bid process;
 - No more than 8 service districts;
 - 1 company per district;

- No more than 3 districts per company;
- Once per week garbage pick-up collected in 95 gallon carts, 65 gallon carts for Seniors and people with physical impairments;
- Once per week recyclables collection of up to 35 items in 95 gallon carts;
- Once per week bulky item collection;
- Once per week yard waste collected in 95 gallon carts; and
- Citizens are required to have garbage and recycling collection.
- Benefits of such a modified residential collection system are expected, including:
 - Positive impact on community and quality of life;
 - Accountability for required services and quality control;
 - Positive impact on economy, property values and economic development;
 - Vehicle traffic, air emissions and noise are greatly reduced; and
 - Reduced cost to many homeowners.
- Additional single stream recycling processing capacity will be needed with the implementation of mandatory residential recyclable collection in unincorporated Gwinnett County.

Waste Disposal

- The choice of disposal facility location is completely determined by the contracted service provider who presumably makes economically driven decisions.
- Disposal capacity assurance currently can only be provided by the owners / operators under contract to the plan jurisdictions.

Land Limitation

- The planning area is subject to limitations on the siting and development of solid waste disposal facilities arising from restrictions in natural environmental features, land use considerations and locally desirable criteria.
- In order for the Georgia Environmental Protection Division to issue or renew a permit for a solid waste handling facility, the facility or facility expansion must be

consistent with the currently approved local solid waste management plan, which must include a consistency determination procedure.

- The Plan Update requires applicants to address consistency through a Written Statement of Consistency to include a Location Suitability Analysis.

Education and Public Involvement

- Solid waste management efforts in the planning area have a long and rich focus on public education and involvement.
- There are a total of 89 different, ongoing education and public involvement programs conducted in the planning area.
- The majority target waste reduction and recycling as primary objectives.
- The programs use a variety of outreach mechanisms to positively affect the behavior of a broad diversity of audiences and ages.
- Virtually all school age children, public school teachers and administrators are reached by the education and service learning programs.

Comprehensive Debris Management

- Currently, there is not a disaster debris management or contingency plan for the planning area.
- The planning jurisdictions, however, anticipate development of a Comprehensive Debris Management Plan by 2009 to ensure consistency with the state-wide reduction goal and targets, to provide interim collection options if the primary systems are interrupted and to ensure interim disposal options if locations are disrupted.

The planning jurisdictions will continue to implement a comprehensive solid waste management approach with programs that complement each other and take advantage of new opportunities, new habits, new markets and new technologies. Specific solid waste management goals for the 5 core planning elements in the Plan Update include:

- 1) Waste Reduction: Reduce the amount of solid waste received at disposal facilities.
- 2) Waste Collection: Ensure the efficient, effective and environmentally sustainable collection of solid waste and recyclables in support of state-wide waste reduction goals for the planning period, 2005 – 2020.
- 3) Waste Disposal: Ensure that all solid waste treatment and disposal facilities meet or exceed local, state and federal requirements and are in place to meet the planning jurisdictions' needs for the planning period, 2005 – 2020.

- 4) **Land Limitation:** Ensure that proposed solid waste handling facilities are sited in areas suitable for such development.
- 5) **Education and Public Involvement:** Help all persons who live and/or work in the community achieve an understanding of the social, economic and environmental issues associated with solid waste management and encourage all persons to make choices and take action to reduce waste and ensure the proper handling of solid waste.

The Plan Update strategy for accomplishing these local goals and meeting the state-wide waste reduction goal and targets is based on the continuation of current city programs and the design and implementation of a modified residential waste and recyclable collection system in unincorporated Gwinnett County, including the development of appropriate education programs to support these efforts.

The modifications to Gwinnett County's residential collection system and continued provision of current city collection systems, along with the appropriately focused education and public involvement programs, are expected to reduce solid waste disposal, improve solid waste handling, affect individual behaviors, improve system economics and reduce environmental impacts, while providing the benefits of a safer, cleaner, healthier, more livable community.

The Plan Update provides a balanced and affordable strategy for accomplishing solid waste management needs and goals. It is designed to meet or exceed the needs of the planning communities, address future growth, support local goals, help to meet the state-wide reduction goal and targets and comply with the requirements of state and federal law.

Section 1 INTRODUCTION

1.1 Solid Waste Management in Georgia¹

In 1990, the Georgia General Assembly passed the Georgia Comprehensive Solid Waste Management Act establishing state and local government requirements for the effective management of solid waste.

Legal Framework, Planning and Reporting

The Act requires the state and local governments to develop solid waste management plans. The local plans must inventory local solid waste management programs and practices, assess their effectiveness and address any deficiencies. The Act also stipulates annual reporting requirements for local government solid waste management activities including full cost accounting.

Waste Reduction

The Act set a statewide per capita municipal solid waste reduction goal of 25 percent by July 1, 1996, with 1992 as the base year. This numeric goal was removed from the state law in 2005 and replaced with a narrative goal: “It is the intent of the General Assembly that every effort be undertaken to reduce on a state-wide per capita basis the amount of municipal solid waste being received at disposal facilities.”

The Act bans lead acid vehicle battery and tire disposal in all Georgia landfills and a 1992 amendment bans yard trimmings from lined and vertically expanded landfills starting in September 1996. It also requires recycling by state agencies in state-owned buildings.

Collection and Disposal

The local government solid waste management plans must provide for effective collection systems and ensure 10 years of disposal capacity. The Act requires certification for landfill operators, provides a mechanism for regional facility ownership and operation and requires improved record keeping by all facilities.

The Comprehensive Solid Waste Management Act created the Solid Waste Trust Fund, financed through a \$1 fee collected on each new passenger tire sold in Georgia. It also created local user fees of at least \$1 per ton of solid waste, paid to the host local government of the solid waste management facility.

Land Limitation, Education and Public Involvement

The Act provides for a facility siting issue negotiation process for local governments and parties interested in locating solid waste facilities. In addition, new regulations require local governments to develop procedures for determining consistency of potential locations of solid waste facilities with the approved local government solid waste plan.

The plan must specify the land limitations, natural and land use, to determine consistency and procedures an applicant must follow for the determination to be made. The Act also specifies that the Georgia Department of Community Affairs and its Keep Georgia Beautiful program will provide statewide solid waste management education and public involvement.

1.1.1 Where We Have Been - Solid Waste Management in Gwinnett²

Until the early 1970's Gwinnett County had no system to properly collect and dispose of trash and garbage. The county's 72,350 citizens hauled their garbage to the dump, burned or buried it on their property or left it on the side of roads. At this time, citizens within the cities were beginning to receive trash and garbage collection at their homes.

In November 1973, the Gwinnett County Board of Commissioners held a referendum to address the growing concern of illegal dumping and improper disposal of solid waste. The referendum established an exclusive franchise system for the collection and disposal of solid waste. Four districts were established and one private hauling company won the right to serve all four, while 2 small independent companies provided unauthorized service in the northern part of the county.

All collection fees were set by the Board of Commissioners and a public hearing was required before any fee changes were made. Households paid an initial solid waste management fee of \$6.00/month with 3 months payment required to obtain service. Residents were not required to have collection service.

Once collected, most solid waste was taken to one of three privately owned and operated landfills in Norcross, Lilburn and Lawrenceville. Except for a few junk and metal yards, organized recycling did not exist.

By 1980 many of the county's 167,000 citizens did not want to pay the extra cost of collecting large bulky items so the illegal dumping of sofas, old furniture, construction debris, litter and even garbage was a growing problem. To address this issue, the Board of Commissioners formed the Gwinnett Clean & Beautiful (GC&B) Citizens Advisory Board and charged it with reducing the improper handling of waste and litter in the county.

An early awareness of the value of recycling led to establishing newspaper collection points at county fire stations. The county designated GC&B as the recycling program manager and a recycling coordinator was hired to organize the growing demand for additional collection points for recyclables.

In 1984, the GC&B Citizens Advisory Board, recognizing the need for a comprehensive recycling system, began planning the Recycling Bank of Gwinnett for the collection of newspapers, aluminum cans and glass bottles, which opened in 1986.

By the late 1980s, citizens and businesses were demanding even more convenient collection and recycling systems. The Board of Commissioners put a new system in place in 1989 that required all residents to use a private hauler (with some minor exceptions); expanded the 1-year franchises to 7 years; increased the monthly fees to \$12.95/month, payable 3 months in advance, with periodic Consumer Pricing Index increases; granted a reduced \$8.00/month fee to the disabled and senior citizens; and provided for the county to collect unpaid fees through a levy against serviced property.

In 1990, this new system was legally challenged and a Gwinnett County Superior Court Judge ruled that the county's 1989 solid waste ordinance was unconstitutional and void. The county was left with no structured solid waste management system and citizens began complaining of a \$12.95 to 14.95/month increase in rates.

The Gwinnett County Board of Commissioners asked the GC&B Citizens Advisory Board to survey citizens, research options and offer recommendations for long-term solutions. At the same time, the Georgia Comprehensive Solid Waste Management Act was passed which required all local governments to develop a ten year solid waste management plan and new National regulations came into effect for the design and long-term operation of landfills.

Based on citizen and private sector input, expert advice and best practices research, program analysis and strategic planning sessions, GC&B recommended the adoption of a new solid waste ordinance establishing a non-exclusive franchise collection system; requiring pre-qualification for potential franchisees to ensure reliable service, financial capacity and proof of State-required approval; creating 7 service zones, each with a uniform rate structure; and requiring all residential haulers to provide once per week collection, curbside collection of 7 recyclable materials, and pick-up of large bulky items and yard waste.

The new system began in July 1991 with 8 residential haulers servicing 64,900 households and 9 commercial haulers servicing 4,758 businesses. The cost of once/week residential collection, every other week curbside collection of 7 recyclable materials, pick-up of bulky items and yard waste ranged between \$8.00 - \$13.00/month. During this time, the Recycling Bank of Gwinnett was expanded to meet hauler needs for processing and marketing materials and to contain costs for citizens.

It was also during this time, in 1990, that the Gwinnett County Board of Commissioners named the GC&B Citizens Advisory Board as the Gwinnett County Solid Waste Advisory Board. The Solid Waste Advisory Board and the GC&B staff were tasked with drafting the state-required solid waste management plan, which included the county and cities of Berkeley Lake, Dacula, Duluth, Grayson, Lawrenceville, Lilburn, Norcross, Rest Haven and Suwanee. The 10-year Comprehensive Solid Waste Management Plan (SWMP 1991,

amended) was adopted by the local governments and approved by the State in 1991 and later amended in 1993 and again in 1994.

In 1996, the Georgia Comprehensive Solid Waste Management Act was amended requiring separate collection of yard trimmings (leaves, grass clippings, limbs and brush) in response to growing national concern about diminishing landfill space. GC&B's research on the local impact showed that only about 9% of the county's households used curbside pick up of yard trimmings. Public attitude surveys showed citizens were willing to pay extra for this service and the county solid waste ordinance was changed to require haulers to collect yard waste charging extra for the service.

Today, Gwinnett County has 8 residential haulers serving 138,600 households and 10 commercial haulers serving 7,800 businesses. Residential fees range between \$16.00 - \$20.00/month for collection of wastes, recycling and bulky items. Yard waste collection is available for an additional \$5.00 - \$10.00/month. The majority of all waste is disposed outside of the county.

To promote intergovernmental cooperation, a Municipal Government Advisory Council was established in 1990 consisting of an elected official from each city and the city staff responsible for solid waste management. The Solid Waste Citizens Advisory Board, the Municipal Government Advisory Council and Gwinnett's Recycling and Waste Reduction Coordinator provide opportunities for exchange of information and ideas, foster intergovernmental cooperation and promote participation in solid waste management and planning.

1.2 Plan Update

After more than 10 years, an update to the Gwinnett Solid Waste Management Plan (Plan Update) is required. The Plan Update was prepared jointly by GC&B and the elected officials and staff in the planning area. Much of the data collection, analysis and reporting was completed under contract to GC&B by Gershman, Brickner and Bratton, Inc., May 24, 2007. GC&B serves as the primary coordinator and point of contact for the Plan Update: Gwinnett Clean & Beautiful; 750 South Perry Street SW, Suite 310; Lawrenceville, GA 30045; gwinnettcb@gwinnettcb.org; phone-770.822.5187 and fax-770.822.5179.

1.2.1 Participation in the Planning Process

The Gwinnett County Board of Commissioners initiated the Plan Update in response to the State mandated analysis and growing citizen concerns. Resident concerns were focused on growing threats to their quality of life, including increasing litter and illegal dumping, 20,000 homes without collection service and excessive truck traffic; inefficiencies in the current collection system in unincorporated Gwinnett and the associated impacts on meeting reduction goals. The Board of Commissioners asked the GC&B Solid Waste and Recycling Coordinator and its 50-member Solid Waste Citizens Advisory Board to undertake a comprehensive review of the current solid waste system and to offer recommendations for changes or revisions, if necessary.

The Gwinnett County Solid Waste Citizens Advisory Board, investing more than 3,000 hours over 11 meetings, launched a 16-month study process with stakeholders and leading solid waste experts focused on collection and waste reduction. To identify issues and needs, each local government in the planning jurisdiction was surveyed to determine its existing solid waste handling program. In addition, nearly 6,000 Gwinnettians have participated in:

11	Solid Waste Citizens Advisory Board Meetings
5	Community Forums
15	Key Stakeholder Work Group Meetings
4	Public Opinion Surveys
800	Citizen Telephone Surveys
4960	Web-Based Community Attitude Surveys
80	Citizen Comments
2	Public Hearings

Each of the two-hour community forums included an overview of the solid waste issues, a description of the planning process, an interactive exercise for participants to help identify current and future needs, and a question and answer period. To promote attendance, meeting announcements were included in water bills to 235,000 households and e-mail reminders sent to over 3,000 citizens; 119 residents attended.

In all, 15 meetings with identified stakeholders were held including Rotary Clubs, Gwinnett Chamber of Commerce, representatives from participating cities, private solid waste collectors, Gwinnett Department of Environmental Health, civic association members, and the County's planning committee. An outline of these meetings and discussion results can be found in Appendix A. Stakeholder Meetings.

An independent market research firm conducted public opinion surveys, which played an important role in understanding citizen opinions and experiences. In addition to 4 public opinion surveys, 2 telephone surveys of 800 randomly selected residents were undertaken; the first in May 2006 and the second in April 2007. Two web-based surveys were posted on the GC&B website to which 4960 citizens participated; the first in May 2006 and the second in May-June 2007. An overview of the survey instruments and the process of their delivery can be found in Appendix B. Telephone & Web Survey Instruments.

The results of these surveys reveal that citizens are concerned with management of solid waste in unincorporated Gwinnett County and desire a change. About 2/3^{ds} of the respondents support enhanced recycling and required residential collection service. Over 60% believe the 20,000 household without collection service is a problem. About half are concerned with garbage trucks damaging roads, causing congestion and creating safety hazards in neighborhoods. The clear majority of respondents, about 3/4^{rds}, stated they would support modifications to the existing residential collection system in the County.³

In addition to the public participation activities described above, the County received comments from 80 citizens on the current solid waste and recyclables collection programs contained in e-mail messages, letters and phone calls. These are summarized in Appendix C. Citizen Comments.

During the 16-month study process, national solid waste consultants conducted in-field assessment and best practices analysis of model programs across the U.S. including:

- Collin County (Plano), TX
- Fairfax, VA
- Montgomery County (Baltimore), MD
- Denver, CO
- Raleigh – Durham, NC
- Austin, TX
- Santa Monica, CA
- Fort Worth, TX
- Cobb County, GA
- Portland, OR
- Nashville, TN
- Palm Beach, FL

The public hearings on revisions to the Plan Update were conducted in accordance with Georgia Regulations on Comprehensive Solid Waste Management Plan development and updates; 7 residents attended the first hearing held May 31, 2006 and 103 attended the second held December 10, 2007. Summaries of the public hearings can be found in Appendix D.

In addition to the public hearings, the draft Plan Update was posted November 26, 2007 on the Gwinnett County and the GC&B websites for public review and comment. Of the one hundred seventeen (117) comments received via email, fax and letter, 40 respondents supported the draft solid waste management plan recommendations, 63 respondents expressed opposition and 14 respondents provided comments that neither supported nor opposed specific recommendations.

The stakeholder participation, intensive study and public hearings have formed the basis of solid waste needs, goals and opportunities. While the goals pertain to all participating governments, some of the strategies may not be needed by all. The Plan Update responds to the needs and opportunities presented by the public, business and industry leaders and government officials. It reflects a partnership approach to Solid Waste Management in Gwinnett County and the participating cities.

1.3 Purpose of the Plan Update

The purpose of the Plan Update is to meet state requirements for management of solid waste. The Plan Update focuses on municipal solid waste, as defined in state law, including household and commercial solid waste, yard trimmings and construction and

demolition debris. It does not include solid waste from mining, agriculture, silviculture or industry.

The Plan Update serves four primary purposes:

- 1) To meet the Georgia Comprehensive Solid Waste Management Act requirement for all local governments to develop or be included in a comprehensive solid waste management plan that is updated on a 10-year schedule.
- 2) To protect the public's health, safety and well being and to protect and enhance the quality of our environment and livability of our community.
- 3) To ensure that proper solid waste management planning and practices are in place to meet current and future solid waste needs and state reduction goals creating a comprehensive, integrated solid waste management system.
- 4) To provide the assurance of adequate solid waste handling capability and capacity within the planning area for at least ten years.

The Plan Update provides a strategy for managing solid waste in an environmentally sound, cost-effective and service enhanced manner. The base year for this Plan Update is 2005 and the planning cycle runs from 2005 - 2020. It consists of seven sections:

- 1) Amount of Municipal Solid Waste
- 2) Municipal Solid Waste Collection
- 3) Municipal Solid Waste Reduction
- 4) Municipal Solid Waste Disposal
- 5) Land Limitation
- 6) Public Education & Involvement
- 7) Implementation

The Plan Update will:

- Document an inventory and assessment of existing solid waste programs;
- Identify local needs and offer long-term goals;
- Make recommendations for future policies and programs to meet the State's per capita municipal solid waste reduction goal;
- Identify an implementation strategy to accomplish the local and state goals; and
- Identify the roles and responsibilities of governmental agencies, the private sector and the general public in addressing effective solid waste management.

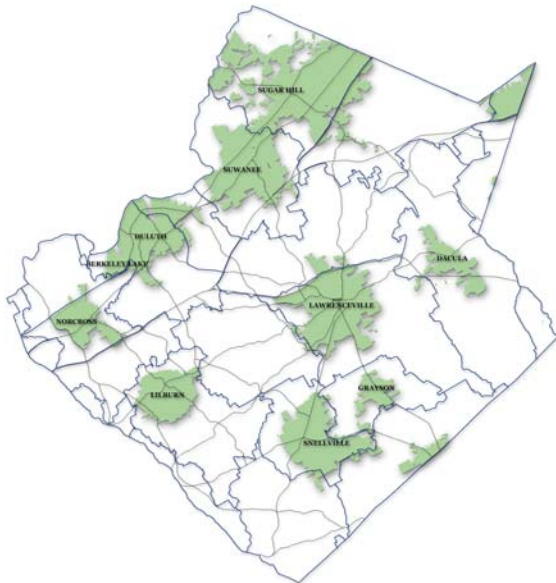
All of the participating local governments have adopted resolutions in support of the submittal of this Plan Update to the Atlanta Regional Development Center and the

Georgia Department of Community Affairs for official State review and approval. It is the responsibility of the Atlanta Regional Development Center to confirm that this Plan Update is consistent with regional plans and goals, while the Georgia Department of Community Affairs approves the final document as being consistent with State planning in furtherance of the Georgia Comprehensive Solid Waste Management Act. Copies of the planning jurisdictions' resolutions can be found in Appendix E.

1.4 Planning Area

The planning area for the Plan Update is the physical area and the political jurisdictions of unincorporated Gwinnett County and the cities of Berkeley Lake, Dacula, Duluth, Grayson, Lawrenceville, Lilburn, Norcross, Snellville, Sugar Hill and Suwanee (Map 1 – 1). The Plan Update planning area is slightly different from the SWMP 1991, amended. The cities of Snellville and Sugar Hill were not in the SWMP 1991, amended. The City of Rest Haven was in the SWMP1991, amended but is not included in the Plan Update.

Map 1 – 1. Planning Area and Participating Local Governments



1.4.1 Physical Characteristics

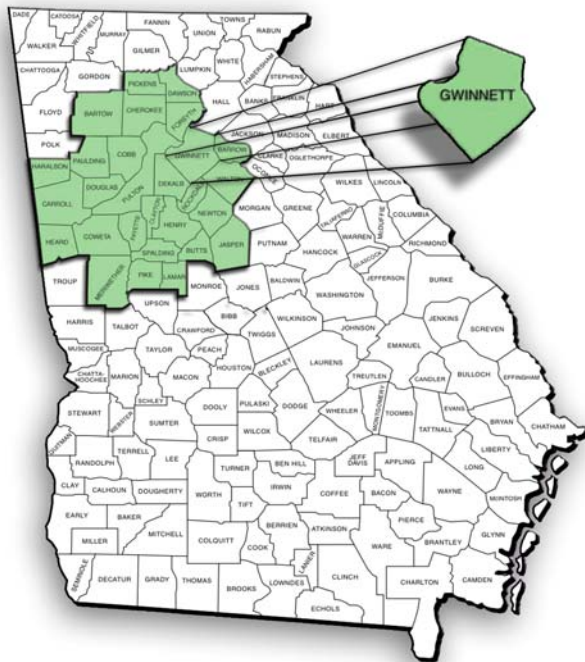
Overview & Location

Gwinnett County was formed December 15, 1818 from lands obtained from the Creek and Cherokee Indians. It was named for one of Georgia's three signers of the Declaration of Independence, Button Gwinnett. It covers 432.73 square miles and the City of Lawrenceville is the county seat. The county is located in north Georgia, 20 minutes northeast of downtown Atlanta and is part of the metro Atlanta region 28-

county Metropolitan Statistical Area. The Atlanta Metropolitan Statistical Area is highlighted on Map 1 – 2.

Gwinnett is comprised of the large unincorporated county, where the majority of the population resides, and fifteen (15) incorporated municipalities including the cities of Berkeley Lake, Dacula, Duluth, Grayson, Lawrenceville, Lilburn, Norcross, Rest Haven, Snellville, Sugar Hill, and Suwanee that lie entirely within the county boundaries. The City of Buford is split between Gwinnett and Hall counties and only small portions of the cities of Auburn, Braselton, and Loganville extend into Gwinnett County.⁴

Map 1 – 2. Planning Area Location in Georgia & Atlanta Metropolitan Statistical Area



Topographic Features

Gwinnett County lies within two physiographic districts in the Piedmont Province with elevation ranging from approximately 600 feet in the stream valleys to about 1300 feet. The Gainesville Ridges District comprises approximately one-quarter of the county's northwestern border and is characterized by a series of low, parallel ridges separated by narrow valleys. The Chattahoochee River and its tributaries are strongly controlled by the ridges in this district. The remainder of the county lies within the Winder Slope District and is generally characterized by gently rolling hills with fairly deep, narrow stream valleys. Numerous dome-shaped granitic mountains, such as Stone Mountain, are located in this district. The boundary between the two physiographic districts creates the drainage divide between waters flowing southwest to the Gulf of Mexico and those draining south to the Atlantic Ocean.⁵

Natural Features

At its northern border, Gwinnett County is adjacent to the shores of Lake Sydney Lanier, a reservoir on the Chattahoochee River system controlled by Buford Dam. Unincorporated Gwinnett County and 14 cities, both within and outside the county, rely on two water intakes from Lake Sydney Lanier to supply drinking water.⁶ Below the dam, the Chattahoochee River forms much of the county's western border.

Lake Lanier, the Chattahoochee River and its basin are the major surface water features in the county. Other surface waters include the Alcovy and Yellow rivers and Big Haynes Creek; all of which originate in the upper reaches of the Ocmulgee River Basin and drain southeasterly. The third river basin in Gwinnett County is the Oconee with just a small portion of its upper reaches lying within the county's eastern boundary.

Like most areas in Georgia, Gwinnett County is rich in hydrologic features. For further discussion of its river corridors, small water supply watersheds, floodplains, wetlands and groundwater recharge areas, see Section 6: Land Limitation Element.

Steep slopes, greater than 12%, are located throughout the county but are prevalent in the Gainesville Ridges District. The county has some prime agricultural soils, as defined by the United States Department of Agriculture, and several areas of interspersed prime farmland but not much.⁷ In addition, the county contains geologic fault areas and seismic impact zones, discussed further in Section 6: Land Limitation Element.

Land Use

Gwinnett County has become urbanized over the past three decades. Nevertheless, a considerable proportion of its land is still undeveloped or in active agriculture, 20.7% together (Table 1 – 1 and Map 1 – 3). The most prevailing land use is low density residential (35%) accounting for more than one-third of the total acreage. Large lot 'estate' residential (generally over 5 acres in size) accounts for 11.8%, while medium and high density residential together account for less than 5% of the land area.

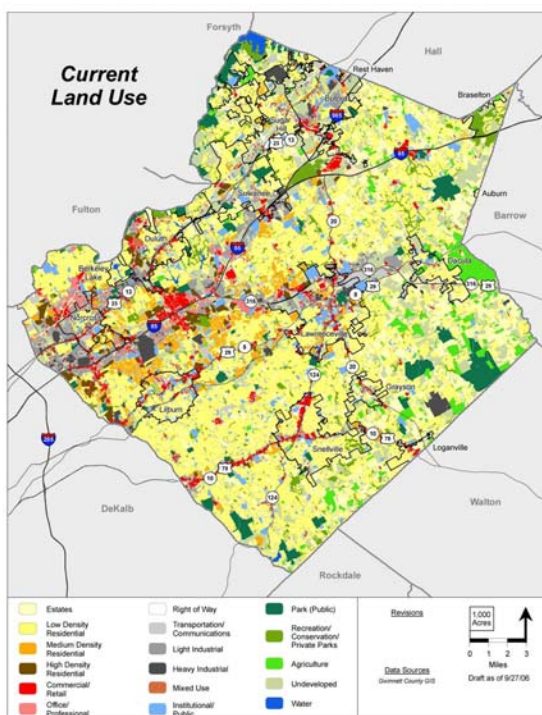
Table 1 – 1. Existing Land Uses by Acres and Percentage of Total – Gwinnett County

	Acres	Percentage
Residential		
Low Density Residential	91,286.1	35.0%
Medium Density Residential	8,475.1	3.3%
High Density Residential	4,211.3	1.6%
Commercial/Office		
Commercial/Retail	8,650.6	3.3%
Office/Professional	2,807.6	1.1%
Industrial		
Light Industrial	9,279.4	3.6%
Heavy Industrial	3,817.3	1.5%
Mixed Use	1,196.5	0.5%

	Acres	Percentage
Supportive Infrastructure		
Institutional/Public	10,387.0	4.0%
Transportation/Communications	3,730.0	1.4%
Right of Way	679.1	0.3%
Park (Public)	10,495.9	4.0%
Recreation/Conservation /Non-Public Parks	20,681.5	7.9%
Water	376.6	0.1%
Unlabeled	26.6	0.0%
Low Intensity Land Uses		
Undeveloped	44,802.0	17.2%
Agriculture	9,057.7	3.5%
Estates	30,775.1	11.8%
Total	260,735.4	100.0%

Source: Gwinnett Unified Plan: Joint County-Cities Community Assessment Summary Report, prepared for Gwinnett County by Parsons Brinckerhoff, HNTB and Bay Area Economics, January 2007

Map 1 – 3. Current Land Use, Mid-2006 – Gwinnett County



Source: Gwinnett Unified Plan: Joint County-Cities Community Assessment Summary Report, prepared for Gwinnett County by Parsons Brinckerhoff, HNTB and Bay Area Economics, submitted January 2007

Although they visually dominate many arterial roads, commercial and office land uses occupy some 4.4% of the county. Industrial employment occupies slightly more at 5.1%. Public parks and other non public conservation and green spaces total almost 12% though such areas are often less visibly located and may not be perceived to be this extensive.⁸

Transportation

Gwinnett County is accessible by U.S. Interstates 85 and 985, as well as several Federal and State Highways. Interstate 85 traverses the county from DeKalb County at its southwestern boundary to Barrow County in the northeast, while Interstate 985 veers from Interstate 85 to the northwest. Georgia Highways 316, 29, 78 23, and 141 are critical thoroughfares. There is an extensive network of surface streets throughout the County.

The average commute time is 30.8 minutes, ranking Gwinnett County the highest in metro Atlanta and 18th highest nationwide.⁹ Between 2000 and 2030 the Atlanta region's vehicle miles traveled (VMT) is expected to grow by 51%, while Gwinnett County's VMT is projected to grow by 57%.¹⁰

Gwinnett County, along with other counties in the metro Atlanta region, does not meet the National air quality standards for ozone or fine particulate matter. The eight-hour ozone non-attainment area covers a 20-county region (Map 1 – 4). The non-attainment area for fine particulate matter (PM2.5) includes the same 20 counties plus portions of Heard and Putnam Counties.¹¹ It is well known that transportation, long commuting patterns and increases in vehicle miles traveled are a leading contributor to the metro Atlanta region's air quality issues.¹²

Map 1 – 4. Counties in Non-Attainment



1.4.2 Demographic and Economic Characteristics

Population

Gwinnett was one of the Nation's fastest growing counties when the SWMP 1991, amended was developed experiencing a 112% increase in population from 1980 to 1990. This tremendous growth trend has continued for the last 15 years. The county's population has nearly doubled (97%) since the SWMP 1991, amended was developed, from 352,910 in 1990 to 693,834 in 2005 (Table 1 – 2). During this period, Gwinnett ranked the first or second fastest growing county in the Atlanta region, second only to Cobb County.¹³

Table 1 – 2. Population, 2005 – Plan Update Jurisdictions

	2005	2010	2015	2020
Berkeley Lake	1,993	2,291	2,589	2,887
Dacula	4,416	4,984	5,551	6,119
Duluth	26,914	31,705	36,497	41,288
Grayson	840	916	991	1,066
Lawrenceville	25,764	29,132	32,499	35,866
Lilburn	13,193	15,078	16,964	18,849
Norcross	9,683	10,957	12,230	13,503
Snellville	17,060	18,770	20,479	22,188
Sugar Hill	13,664	15,929	18,193	20,458
Suwanee	10,650	12,575	14,499	16,424
Unincorporated Gwinnett County	541,643	625,222	708,804	792,386
Planning Area Total	665,820	767,559	869,296	971,034
Other Gwinnett Cities	28,014	31,662	35,311	38,959
Gwinnett County	693,834	799,221	904,607	1,009,993
Percent of Population Residing in Unincorporated Gwinnett County	78.07%	78.23%	78.35%	78.45%

Source: U.S. Bureau of the Census (SF1) www.georgiaplanning.com/dataviews/census2

Although the county is expected to slow its exponential growth rate somewhat, it is projected to reach over one million residents by 2020. These population projections are based on the average rate of change from 1980 to 2000. The future rate of change can be affected by many demographic and economic factors including minority settlement patterns, housing prices and changes in types and numbers of jobs located in the county and the Atlanta metro region.

Historically, the majority of the population has lived in unincorporated Gwinnett County. In 1990, nearly 78% of the population lived outside any city boundary. This trend

continues increasing slightly with almost 80% of the county’s total population expected to reside in unincorporated Gwinnett through 2020.

Gwinnett County continues to be a family-oriented suburb, composed predominately of adults of child-bearing age and children under 14 (Table 1 – 3). In 2005, nearly 52% of the population was between 25 and 54 years of age, almost 24% was below 14 years old. Like elsewhere, Gwinnett’s older population is expected to increase. The Atlanta Regional Commission forecasts the 55 year and older population in Gwinnett to increase 113% between 2005 and 2030, creating new planning and service priorities.¹⁴

Table 1 – 3. Age Distribution, 2005 – Gwinnett County

	2005	2010	2015	2020
Total Population	693,834	799,221	904,607	1,009,993
0 – 4 Years Old	55,367	63,659	71,951	80,243
5 – 13 Years Old	109,019	125,162	141,304	157,446
14 – 17 Years Old	29,611	33,181	36,750	40,320
18 – 20 Years Old	24,902	28,490	32,077	35,664
21 – 24 Years Old	34,412	39,136	43,859	48,582
25 – 34 Years Old	121,727	138,766	155,804	172,843
35 – 44 Years Old	138,190	160,662	183,133	205,604
45 – 54 Years Old	97,936	114,635	131,334	148,033
55 – 64 Years Old	45,312	52,416	59,519	66,623
65 and over	37,358	43,117	48,876	54,635

Source: U.S. Bureau of the Census (SF1) www.georgiaplanning.com/dataviews/census2

Race and Ethnicity

Gwinnett County, a fairly homogenous area in the 1970s and 1980s, is now a diverse, multi-ethnic community. Between 1990 and 2000, the number of non-white residents in Gwinnett County increased at ten times the rate of the white population, making non-white residents approximately 27% of the total population.¹⁵

In particular there has been a dramatic growth in the Hispanic and Asian residents in the county. According to 2005 Census estimates, Gwinnett’s population consists of the highest shares of both Hispanic and Asian residents in the metro Atlanta region.¹⁶ Based on population projections, these trends are expected to continue (Table 1 – 4).

The increasing presence of a diverse, non-native English speaking population will also create new planning and service priorities in Gwinnett County.

Table 1 – 4. Racial & Ethnic Composition, 2005 – Gwinnett County

	2005	2010	2015	2020	% 2005	% 2010	% 2015	% 2020
White	494,538	561,193	627,848	694,503	71.28%	70.22%	69.41%	68.76%
Black or African American	96,757	115,289	133,822	152,354	13.95%	14.43%	14.79%	15.08%
American Indian / Alaska Native	1,998	2,357	2,717	3,076	0.29%	0.29%	0.30%	0.30%
Asian or Pacific Islander	53,043	63,464	73,884	84,304	6.85%	7.94%	8.17%	8.35%
Other Race	47,499	56,918	66,337	75,756	6.85%	7.12%	7.33%	7.50%
Persons of Hispanic origin	79,815	95,493	111,170	126,848	11.50%	11.95%	12.29%	12.56%

Source: U.S. Bureau of the Census (SF1) www.georgiaplanning.com/dataviews/census2

Seasonal Population

Gwinnett’s population is quite stable throughout the year with very little seasonal variation. In 1990, the U.S. Census reported only 244 seasonal housing units, which increased modestly to 354 in 2000 representing a small fraction of the 202,317 households in 2000. Seasonal population fluctuations, therefore, cannot be considered a significant factor.¹⁷

Households

Population growth has resulted in corresponding increases in the number of households, which has nearly doubled in Gwinnett County during the last 15 years, from 126,971 in 1990 to 239,090 in 2005. Likewise, the household size has increased from 2.77 in 1990 to 2.85 in 2005, higher than the 2005 National average of 2.6 persons per household.¹⁸ The majority of householders (72% in 2000) own their homes; a small increase since 1990 (68%). The remainder of the housing in 2000 was rental units (27.6%).¹⁹

In 2000 at the last census, a little over 75% of all households in Gwinnett County (152,296) were families. Forty-two percent of the families had children under the age of 18 living with them, 61% were married couples living together and 10% were a female-headed household. The remaining 25% of Gwinnett’s households (50,021) included people living alone (18.4%) and those 65 years and over, also living alone (3.1%).²⁰

Table 1 – 5 shows the number of households and type of housing units by plan jurisdictions and total Plan Update area for 2005 and in 5-year projections. The household and housing unit projections are based on the average rate of change from

1980 to 2000. The future rate of change can be affected by population and employment factors including minority settlement patterns, housing prices and changes in types and numbers of jobs.

Table 1 – 5. Number of Households and Types of Housing Units – Plan Jurisdictions

	2005			2010			2015			2020		
	Total Households	Single-Family Units	Multi-Family Units	Total Households	Single-Family Units	Multi-Family Units	Total Households	Single-Family Units	Multi-Family Units	Total Households	Single-Family Units	Multi-Family Units
Berkeley Lake	703	722	0	805	825	0	906	929	0	1,008	1,032	0
Dacula	1,482	1,549	19	1,682	1,763	21	1,881	1,975	22	2,080	2,189	24
Duluth	10,671	7,132	4,048	12,608	8,398	4,810	14,544	9,663	5,573	16,480	10,928	6,334
Grayson	307	314	19	338	350	17	368	384	14	399	418	13
Lawrenceville	8,572	6,255	2,523	9,661	7,049	2,829	10,749	7,843	3,135	11,837	8,637	3,441
Lilburn	4,633	3,546	1,162	5,323	4,026	1,377	6,013	4,507	1,592	6,703	4,986	1,806
Norcross	2,990	2,022	1,136	3,335	2,255	1,276	3,681	2,489	1,414	4,026	2,721	1,553
Snellville	5,944	5,426	497	6,631	6,015	580	7,319	6,604	661	8,006	7,193	743
Sugar Hill	4,814	4,507	357	5,623	5,269	411	6,433	6,030	463	7,242	6,791	517
Suwanee	3,604	2,998	963	4,260	3,538	1,154	4,917	4,077	1,342	5,573	4,616	1,531
Total Cities	43,720	34,471	10,724	50,266	39,488	12,475	56,811	44,501	14,216	63,354	49,511	15,962
Unincorporated Gwinnett	185,538	148,006	44,212	214,447	170,331	51,682	243,361	192,665	59,167	272,274	215,002	66,644
Total Planning Area	229,258	182,477	54,936	264,713	209,819	64,157	300,172	237,166	73,383	335,628	264,513	82,606

Source: U.S. Census Bureau (SF1) & (SF3) www.georgiaplanning.com/dataviews/census2

Approximately 81% of the total households in the Plan Update area were located in unincorporated Gwinnett County in 2005 and this is expected to remain constant over the plan projections. The single-family residential unit category is comprised of attached and detached single units and mobile homes. The multi-family residential unit category is comprised of double, multiple and all other types of housing units. In 2005, single-family residences comprised 77% of the housing types in unincorporated Gwinnett County and 76% of the housing types for the combined cities. This ratio is expected to remain stable in 2010 for both the unincorporated county and the combined cities.

Economic Features

Gwinnett County's economy has been growing rapidly, making it one of the wealthiest counties in the region and Nationwide. In 2005, the median household income of \$61,365 was one-third higher than the state and National levels (Table 1 – 6). Median household income increased by 9% from 2000 to 2005, a slightly slower growth rate than at the state and National level.

The per capita income in 2006, however, was \$30,570²¹ and poverty is significantly lower in the county than in the state and Nationwide. The percentage of the population below poverty levels (3.8% in 2000) was only 30% of the state and National levels. However, poverty levels in the County grew to 7.4% of the population by 2005, narrowing the gap with the state (14.4%) and National levels (13.3%).

Table 1 – 6. Median Household Income and Poverty, 2000-2005, Gwinnett County

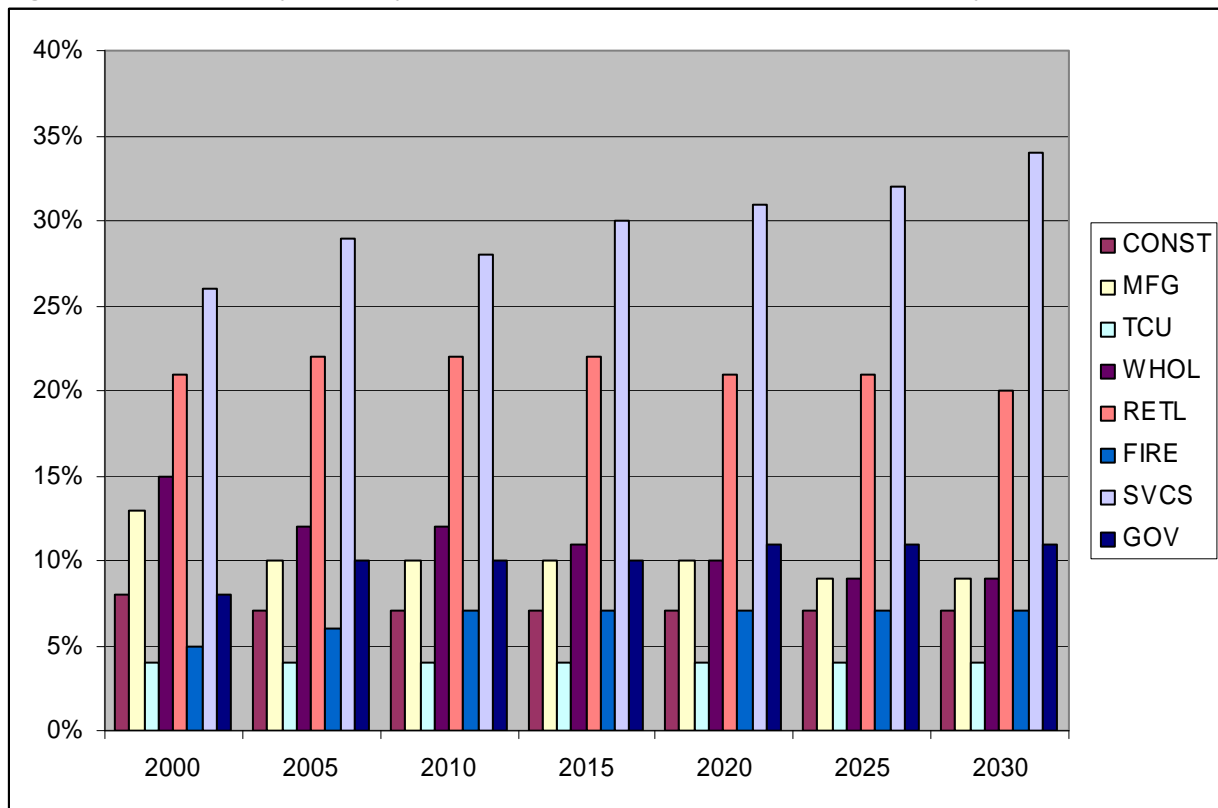
	2000 Median Household Income ¹	2000 % Persons Below Poverty	2005 Median Household Income ²	2005 % Persons Below Poverty	2000-2005 Median Household Income % Change
County	\$56,285	3.8%	\$61,365	7.4%	9%
State	\$41,295	12.6%	\$45,604	14.4%	10%
County/State %	136%	30%	135%	51%	
Nation	\$41,486	12.2%	\$46,242	13.3%	11%
County/Nation %	136%	31%	133%	56%	

Sources: Census 2000 Supplementary Survey; American Community Survey, 2005
 Notes: ¹ and ² inflation-adjusted dollars

Commercial, Manufacturing and Industrial Businesses

Services and retail continue to be the largest employment sectors in the County, growing from a combined 47% of total employment in 2000 to 51% in 2005 (Figure 1 – 1).

Figure 1 – 1. Employment by Sector, 2000 – 2030 – Gwinnett County



Source: Based on data from Table 1 – 7 Employment and Employment Forecast – Gwinnett County

The highest gains in employment from 2005-00 to 2010-05, however, are expected in construction (14% increase), manufacturing (17% increase), wholesale (17% increase), and Finance-Insurance-Real Estate (16% increase) (Table 1 – 7). By 2015-2020, trends in employment gains are expected to shift to Transportation-Communication-Utilities and Government with gains in Finance-Insurance-Real Estate and Services remaining strong.

Table 1 – 7. Employment and Employment Forecast – Gwinnett County

	Year	CONST	MFG	TCU	WHOL	RETL	FIRE	SVCS	GOV	TOTAL
Persons	2000	23,700	36,600	12,550	42,400	60,600	15,100	76,500	24,450	291,900
Persons	2005	21,987	30,043	12,478	37,578	68,884	20,392	89,815	32,696	313,873
Persons	2010	25,037	35,134	13,977	43,956	77,424	23,705	100,174	36,222	355,629
Persons	2015	27,062	37,775	15,587	44,642	86,084	26,042	118,349	40,569	396,110
Persons	2020	30,329	41,886	17,778	43,419	92,821	29,624	136,146	46,049	438,052
Persons	2025	32,623	43,095	18,053	44,869	99,429	32,855	154,508	51,783	477,215
Persons	2030	35,090	44,082	18,513	45,900	105,181	35,716	174,251	57,268	516,001
% Increase	2005-00	-7%	-18%	-1%	-11%	14%	35%	17%	34%	8%
% Increase	2010-05	14%	17%	12%	17%	12%	16%	12%	11%	13%
% Increase	2015-10	8%	8%	12%	2%	11%	10%	18%	12%	11%
% Increase	2020-15	12%	11%	14%	-3%	8%	14%	15%	14%	11%
% Increase	2025-20	8%	3%	2%	3%	7%	11%	13%	12%	9%
% Increase	2030-25	8%	2%	3%	2%	6%	9%	13%	11%	8%
% Increase	2030-00	32%	17%	32%	8%	42%	58%	56%	57%	43%
% of Total	2000	8%	13%	4%	15%	21%	5%	26%	8%	100%
% of Total	2005	7%	10%	4%	12%	22%	6%	29%	10%	100%
% of Total	2010	7%	10%	4%	12%	22%	7%	28%	10%	100%
% of Total	2015	7%	10%	4%	11%	22%	7%	30%	10%	100%
% of Total	2020	7%	10%	4%	10%	21%	7%	31%	11%	100%
% of Total	2025	7%	9%	4%	9%	21%	7%	32%	11%	100%
% of Total	2030	7%	9%	4%	9%	20%	7%	34%	11%	100%

Key: CONST = Construction & Mining; MFG = Manufacturing; TCU = Transportation-Communication-Utilities; WHOL = Wholesale Trade; RETL = Retail Trade; FIRE = Finance-Insurance-Real Estate; SVCS = Services; GOV = Government

Source: Atlanta Regional Commission's 20-County Forecasts, Excel spreadsheet, 4 Apr. 2007, www.atlantaregional.com/cps/rde/xbcr/arc/empcountyforecasts.xls

Gwinnett has established itself as a technology and global business center accounting for gains in the Transportation-Communication-Utilities, Finance-Insurance-Real Estate and Services employment sectors. The county is home to more than 200 foreign-

based firms and almost 1,000 high-technology firms. In addition, more than 20% of Fortune 500 companies have branch offices or plants in Gwinnett County.²²

According to the Gwinnett Chamber of Commerce, the top employers in the County in 2006 were:

	Number of Employees ²³
1) Gwinnett County Public Schools	18,226
2) Gwinnett County Government	4,586
3) Gwinnett Health Systems	4,229
4) Wal-Mart	4,163
5) Publix	3,250
6) United States Postal Service	2,760
7) State of Georgia	2,159
8) Kroger	1,981
9) Primerica Financial Services	1,682
10) Scientific-Atlanta/Cisco	1,624
11) Waffle House	1,059
12) Home Depot	1,037
13) Atlanta Journal-Constitution	970
14) CheckFree	877
15) Emory-Eastside Medical Center	867

Gwinnett County is growing as a regional employment center. The number of residents leaving the county for employment has declined from 1990 to 2000, while the number of non-county residents commuting to Gwinnett for work has increased (Table 1 – 8).

Table 1 – 8. County-Based Employment – Gwinnett County

	1990	2000
Residents working in county	95,027	169,000
Residence working outside of county	103,609	137,395
Nonresidents working in county	63,844	115,082

Source: U.S. Bureau of the Census (SF1), www.georgiaplanning.com/dataviews/census2

In 1990, 36% of Gwinnett’s residents worked in the county, 24% of the county-based employment was filled by non-county residents and 40% of county residents commuted out of Gwinnett for work. In 2000, 40% of residents worked in the county, 27% commuted into Gwinnett for work and 33% of the county’s residents left Gwinnett for employment. According to the Atlanta Regional Commission's 20-County Forecasts, Gwinnett County will become the region’s second largest employer by 2010.

1.5 Key Findings

Key findings from this section can support identification of local strategies needed to help reach local and State solid waste management goals. The key findings are:

- Citizen and stakeholder input to the planning process reveals growing concerns related to solid waste management. Residents desire:
 - 1) Enhanced levels of collection services and recycling opportunities, customer support and cost-efficiencies;
 - 2) Reduced litter and illegal dumping;
 - 3) Reduced truck traffic congestion; and
 - 4) A safer, cleaner, healthier, more livable community.
- Low density, single family residences comprise the prevailing land use (46.8%) of the Plan Update area.
- The overwhelming majority (81%) of the planning population lives and will continue to live in Unincorporated Gwinnett County.
- The majority of the planning area population, approximately 77%, lives in single-family residences.
- Population will continue to grow, becoming increasingly multi-cultural and comprised of greater percentages of senior citizens.
- There are insignificant seasonal fluctuations in the population, which is comprised of stable year-round residents.
- Transportation-Communication-Utilities and Government sectors are expected to gain in employment with Finance-Insurance-Real Estate and Services remaining strong.
- The planning area will continue to be a strong regional employer, drawing commuters into the county for jobs.
- The county's location in a rapidly growing region and its growing importance as a regional employer will affect transportation and commuting patterns.
- Transportation will continue to impact air quality, which could become an economic, health and environmental constraint.

1.5.1 Plan Update Strategy

The planning jurisdictions expect to continue to implement a comprehensive solid waste management approach with programs that complement each other and take advantage of new opportunities, new habits, new markets and new technologies. The Plan Update envisions an integrated solid waste management system that:

- Manages solid waste cost effectively;
- Addresses future growth;
- Meets collection needs for the plan duration;
- Assists in achieving the State waste reduction goal;
- Assures proper disposal for the plan duration; and
- Complies with State and Federal requirements.

The Plan Update strategy strongly emphasizes the link between waste reduction goals, collection systems and education programs to reduce solid waste disposal, improve solid waste handling, affect individual behaviors, improve system economics and reduce environmental impacts.

Endnotes for Section 1 Introduction

- ¹ Excerpted from: DCA, State of Georgia Solid Waste Management Plan, adopted May 3, 2006.
- ² Excerpted from: Gwinnett Clean & Beautiful, History of Solid Waste Management in Gwinnett, undated, www.gwinnettcb.org/parameters/gwinnettcb/uploads/dl/Main/SW_History.pdf.
- ³ GC&B, Solid Waste Collection System Citizen Input Recap, 2006 and 2007.
- ⁴ The Gwinnett Unified Plan: Joint County-Cities Community Assessment Summary Report, prepared for Gwinnett County by Parsons Brinckerhoff, HNTB and Bay Area Economics, submitted January 2007.
- ⁵ William Z. Clark, Jr. and Arnold C. Zisa, Georgia Department of Natural Resources, Physiographic Map of Georgia, 1976.
- ⁶ The Gwinnett Unified Plan: Joint County-Cities Community Assessment Summary Report, prepared for Gwinnett County by Parsons Brinckerhoff, HNTB and Bay Area Economics, submitted January 2007.
- ⁷ The Gwinnett Unified Plan: Joint County-Cities Community Assessment Summary Report, prepared for Gwinnett County by Parsons Brinckerhoff, HNTB and Bay Area Economics, submitted January 2007.
- ⁸ The Gwinnett Unified Plan: Joint County-Cities Community Assessment Summary Report, prepared for Gwinnett County by Parsons Brinckerhoff, HNTB and Bay Area Economics, submitted January 2007.
- ⁹ "Gwinnett County, Georgia." Wikipedia. 2007. Answers.com 30 Mar. 2007, www.answers.com/topic/gwinnett-county-georgia.
- ¹⁰ Atlanta Regional Commission, Envision 6 Planning for a Region of 6 Million, www.atlantaregional.com/cps/rde/xchg/arc/hs.xsl/224_ENU_HTML.htm.
- ¹¹ Atlanta Regional Commission, www.atlantaregional.com/cps/rde/xchg/arc/hs.xsl/229_ENU_HTML.htm and www.atlantaregional.com/cps/rde/xchg/arc/hs.xsl/230_ENU_HTML.htm.
- ¹² Transportation Conformity: A Basic Guide for State & Local Officials, revised April 2005, www.atlantaregional.com/cps/rde/xchg/arc/hs.xsl/258_ENU_HTML.htm.
- ¹³ The Gwinnett Unified Plan: Joint County-Cities Community Assessment Summary Report, prepared for Gwinnett County by Parsons Brinckerhoff, HNTB and Bay Area Economics, submitted January 2007.
- ¹⁴ Envision 6 Planning for a Region of 6 Million, Atlanta Regional Commission, www.atlantaregional.com/cps/rde/xchg/arc/hs.xsl/224_ENU_HTML.htm.
- ¹⁵ The Gwinnett Unified Plan: Joint County-Cities Community Assessment Summary Report, prepared for Gwinnett County by Parsons Brinckerhoff, HNTB and Bay Area Economics, submitted January 2007.
- ¹⁶ Atlanta Regional Commission, Envision 6 Planning for a Region of 6 Million, www.atlantaregional.com/cps/rde/xchg/arc/hs.xsl/224_ENU_HTML.htm.
- ¹⁷ U.S. Bureau of the Census (SF1), www.georgiaplanning.com/dataviews/census2.
- ¹⁸ *2006 American Community Survey*, Gwinnett County, Georgia. US Census Bureau, <http://factfinder.census.gov/servlet/ACSSAFFacts?>.
- ¹⁹ Profile of General Demographic Characteristics: 2000, Gwinnett County, Georgia, U.S. Census Bureau, <http://factfinder.census.gov/servlet/QTable?>.
- ²⁰ Profile of General Demographic Characteristics: 2000, Gwinnett County, Georgia, U.S. Census Bureau, <http://factfinder.census.gov/servlet/QTable?>.
- ²¹ DCA, Individual Community Profiles 2006, www.dca.state.ga.us/comind/Sel2.asp.
- ²² The Gwinnett Unified Plan: Joint County-Cities Community Assessment Summary Report, prepared for Gwinnett County by Parsons Brinckerhoff, HNTB and Bay Area Economics, submitted January 2007.
- ²³ The Gwinnett Unified Plan: Joint County-Cities Community Assessment Summary Report, prepared for Gwinnett County by Parsons Brinckerhoff, HNTB and Bay Area Economics, submitted January 2007.

Section 2

WASTE STREAM DISPOSAL ANALYSIS

An analysis of the waste stream helps identify the types and amounts of waste presently disposed that in the future could be reduced, processed, or recycled. The goal of this section is to determine the amount and composition of solid waste generated by the plan jurisdictions. The waste stream disposal analysis is the basis of subsequent plan elements and helps determine if targets have been met.

2.1 Waste Stream Generators

There are several distinct generating sectors that make up the entire waste stream.¹ Table 2 – 1 shows the sources of waste and the types of waste each generator is believed to contribute to the overall waste stream.

Table 2 – 1. Sources and Types of Solid Waste – Gwinnett County

Waste Stream Generators	Types of Waste Contributed
Residential - Single Family - Multi-Unit Dwellings	Appliances, newspaper, clothing, disposable tableware, magazines, junk mail, cereal boxes, microwaveable and frozen food packaging, cans, glass and plastic bottles, food scraps, yard trimmings, household hazardous wastes (batteries), electronics
Commercial - Business/Light Industrial - Offices - Retail Stores - Entertainment Centers - Restaurants - Hotels/Motels - Service Stations - Banks	Corrugated boxes, food wastes, office papers, disposable tableware, paper napkins, yard trimmings, electronics, cans and plastic bottles, magazines, catalogues
Industrial - Transportation, Utilities & Communication - Wholesale/Warehouse Distribution	Corrugated boxes, plastic film, wood pallets, lunchroom wastes, office papers, ceramics, wood wastes, electronics
Construction & Demolition	Wood wastes, wood pallets, sheet rock, concrete, metal
Institutional - Schools - Prisons - Hospitals - Government	Cafeteria and restroom trash can wastes, office papers, classroom wastes, yard trimmings, electronics, cans and plastic bottles

Source: Gwinnett SWMP 1991, amended, Table II-8

The Plan Update focuses on the municipal solid waste stream, defined in state law as household and commercial solid waste, yard trimmings and construction and demolition debris. The municipal solid waste stream does not include mining, agriculture, silviculture or industrial waste but begins as materials primarily discarded at homes and businesses. The type and amount of discarded materials generally reflects the community's demographics and the nature of its predominant businesses.

2.1.1 Residential and Commercial Generators

Residential waste generators include several types of households. The majority of the planning area population, about 77%, lives in single-family residences. About 80% of these households are served via curbside collection by a hauler. The remaining 20% primarily use self-haul disposal, especially those homes in the less dense areas of the unincorporated county. Multi-unit apartment and condominium waste is most often disposed in a dumpster or cart that also is serviced by a contracted hauler.

Commercial waste generators include all non-residential sources such as institutions, businesses, and light industrial facilities. This waste stream is often collected by a hauler using specialized waste collection trucks. Various businesses however, such as contractors, commonly self-haul their waste for disposal using cars, vans and non-packer trucks.

2.1.2 Other Waste Stream Contributions

The industrial waste category does not include industrial waste requiring special handling or on-site disposal such as fertilizer and agricultural chemicals, inorganic chemicals, iron and steel products, leather and leather products, plastics and resins, rubber, clay and concrete. Some waste, however, is permitted for disposal at municipal solid waste facilities after treatment.

Wastewater sludge is the residual material resulting from the treatment of municipal wastewater at publicly owned wastewater treatment plants. It is currently considered non-toxic. Seven wastewater treatment facilities in Gwinnett generate an estimated 135 wet tons per day of de-watered sludge or 25 dry tons per day. It is collected by a contract hauler and disposed in municipal solid waste landfills.

Biomedical waste is another material handled outside the general municipal solid waste collection stream, although it may be disposed in landfills after treatment. There are 7 permitted biomedical waste collectors and 4 on-site treatment facilities in the planning area.

Construction and demolition debris and yard trimmings are prohibited by state law from disposal at municipal solid waste facilities. The amount of these components in the waste stream is unclear due to the various and untracked means for their disposal.

Yard trimmings are known to be collected by haulers as well as lawn care contractors and are either taken to an inert landfill, a C&D landfill or to another facility for disposal or processing.² Many sources of construction and demolition debris have gained inert

landfill permits and dispose of this waste on-site, although some waste continues to make its way into municipal solid waste landfills, primarily as home improvement discards.

Tires also are prohibited from the municipal solid waste stream by state law and ought to be recycled and reused. It is estimated that approximately one tire is discarded per resident per year.³ For the Plan Update, this calculates to 665,820 discarded tires in 2005.

2.2 Waste Stream Data

Capturing complete data or completely accurate data on the amount of residential, commercial, construction and demolition debris and yard trimmings continues to be a challenge in Georgia. Reporting requirements do not pertain to all types of materials in the waste stream and there is no mechanism to verify the reliability of self-reported information. In addition, the waste stream and permitted disposal materials do not correspond. As mentioned the municipal solid waste stream includes household and commercial solid waste, yard trimmings and construction and demolition debris. Municipal solid waste landfills, however, only receive residential and commercial waste but not yard trimmings or construction and demolition debris.

The majority of the plan jurisdictions' waste stream is managed by commercial haulers with franchise agreements or contracts to collect residential and commercial waste, although some residents and businesses commonly self-haul and dispose of their waste. Commercial haulers are required to report the amount and the local government source of the residential and commercial waste collected upon disposal at the landfill. Although this data is dependent on the driver's statements and represents only a portion of the waste stream (self-hauled material is not included), quarterly hauler reports are considered a good source of local data for residential and commercial waste entering municipal solid waste landfills.

Municipal solid waste landfills and construction and demolition landfills are required by permit to report data to the State. The State's data set includes the amount, type and local government source of waste. It does not distinguish between the residential and commercial waste streams at either the municipal solid waste or the construction and demolition landfills. It does not include the amount, type and local government source of waste for inert disposal facilities where much of the plan jurisdictions' construction and demolition and an unknown amount of yard debris are disposed. Neither does the State collect this data for permitted transfer stations, biomedical collection and treatment facilities, composting operations, liquid waste processors, material recovery facilities, on-site thermal treatment facilities or on-site processing operations.

The Plan Update primarily relies on the State reported data for determining the amount, characterization and projections for the plan jurisdictions' waste stream. This data will best align the Plan Update assessments and strategies with the State's focus on waste diversion and reduction. In some instances, however, the Gwinnett County Quarterly Hauler Reports are used to supplement the State-collected data or to provide a point of comparison. In either case, the Plan Update does not include an inventory and assessment

of yard trimmings or industrial waste, as data does not exist upon which to undertake a determination.

2.3 Amount of Waste Disposed

Understanding the amount of waste disposed helps identify opportunities for waste diversion that may support State waste reduction goals. Depending on available data, there are numerous ways to depict waste disposal amounts.

The following provides an assessment of the total waste disposed by each of the Plan Update jurisdictions for the base year 2005 and by disposal stream or the amount disposed at municipal solid waste and construction and demolition facilities. In addition, a historic perspective of waste disposal trends is presented using two different data sets providing different points of view. Further, the available data is compiled to assess possible variations in the waste stream due to seasonal factors (again considered from different points of view), unique conditions and waste generating disasters. Finally, the 2005 per capita waste disposal is calculated and compared to State and National rates.

2.3.1. Waste Disposal – Plan Base Year, 2005

Table 2 – 2 shows waste disposal by jurisdiction and waste stream for the Plan Update base year, 2005. The assessment is based on State required reporting from permitted solid waste facilities. As mentioned, the State only receives information on tonnage disposed at municipal solid waste facilities and construction and demolition landfills.

Table 2 – 2. Waste Disposal by Plan Jurisdiction and Waste Stream, 2005 (in tons)

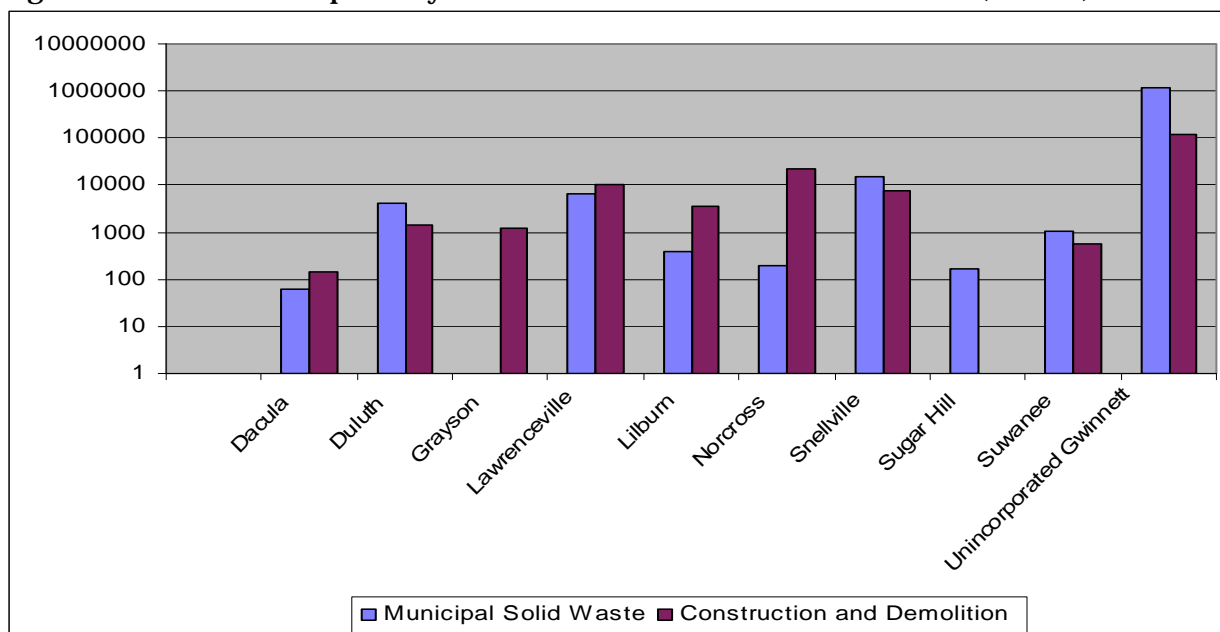
	Municipal Solid Waste	Construction & Demolition	Total Waste Disposed
Berkeley Lake	—	—	—
Dacula	64	148	212
Duluth	4,030	1,425	5,455
Grayson	—	1,212	1,212
Lawrenceville	6,617	10,573	17,189
Lilburn	376	3,560	3,936
Norcross	201	22,330	22,531
Snellville	14,927	7,591	22,518
Sugar Hill	166	—	166
Suwanee	1,017	554	1,571
Unincorporated Gwinnett County	1,174,036	115,059	1,289,095
Total Planning Area	1,201,436	162,450	1,363,886

Source: EPD, Calendar Year 2005 Gwinnett County and Cities Tonnage Report, email 10/11/07

The cities of Berkeley Lake and Grayson have contracts for collection and disposal with permitted haulers and landfills⁴ but show no waste disposed in 2005 according to Table 2 – 2. The haulers may collect another jurisdiction on the same truck and not record the amount of waste generated from these small cities that have the two lowest populations in the planning area. Conversely, Sugar Hill may not have had any construction and demolition debris in 2005. The representation of these cities' waste demonstrates the difficulty in capturing reliable data when trucks cross governmental boundaries.

Figure 2 – 1 shows the 2005 waste disposal by jurisdiction and waste stream. It is critical to note that the y axis is charted using a logarithmic scale to better portray both the higher amounts from the unincorporated county and the lower amounts from the other jurisdictions. Nevertheless, there is a fair amount of variability between both the different plan jurisdictions and the waste streams.

Figure 2 – 1. Waste Disposal by Jurisdiction and Waste Stream, 2005 (in tons)



Although the variability in the amount of waste disposed by the different local governments may be somewhat attributed to differences in population, this is not always the case. For instance, Lilburn and Sugar Hill have comparable population levels as do Duluth and Lawrenceville, but the differences in the amount of waste disposed (376 and 166 tons for Lilburn/Sugar Hill and 4,030 and 6,617 tons for Duluth/Lawrenceville) do not seem to closely correspond.

Likewise, the variability between the waste streams across local governments was not predictable. There does not seem to be a correlation between the amount of municipal solid waste and the amount of construction and demolition debris. Municipal solid waste is expected to represent a larger portion of a local government's waste stream but the data does represent this expectation in the planning area for 2005 and may be an artifact of loss of data reliability as the scale becomes smaller.

2.3.2 Waste Disposal – Historic Perspective

State-Required Landfill Report Data

Capturing a historic perspective of waste disposal may illustrate the basis of trends and provide a comparison with the Plan Update base year of 2005. The following assessment is based on State-required reporting data for municipal solid waste and construction and demolition landfills. Table 2 – 3 shows total tons of waste disposed by planning jurisdictions from 1999 to 2005; the data is displayed in calendar years.

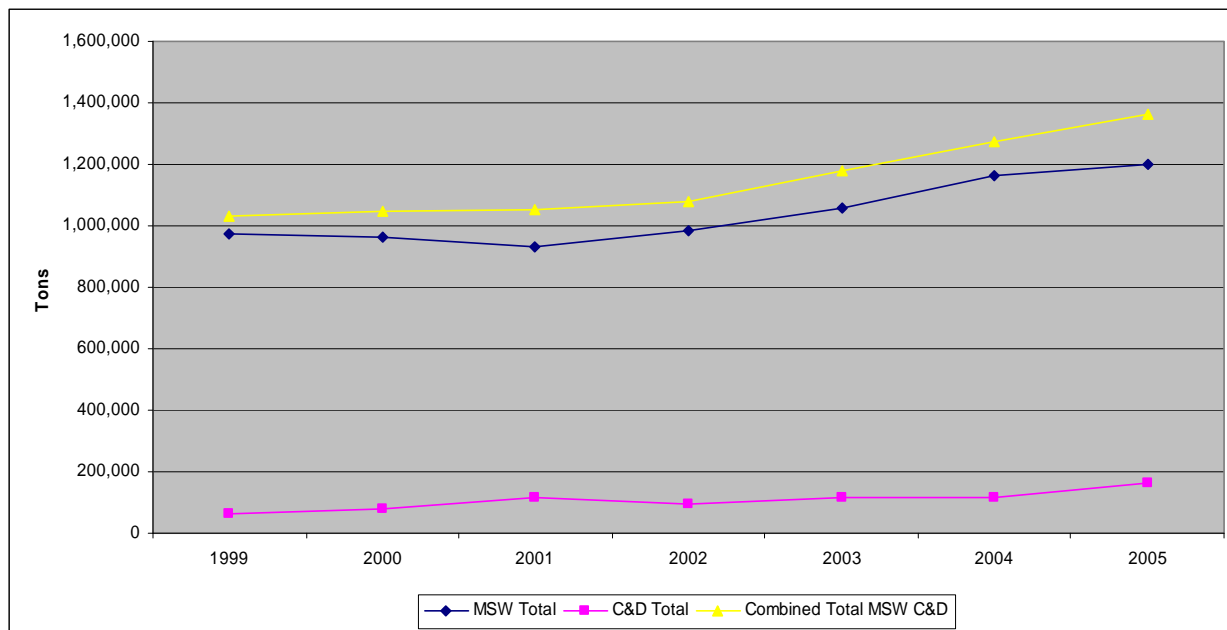
Table 2 – 3. Waste Disposal by Jurisdiction and Waste Stream, 1999 - 2005 (in Tons)

	1999 MSW	2000 MSW	2001 MSW	2002 MSW	2003 MSW	2004 MSW	2005 MSW
Dacula	561	858	528	568	213	102	64
Duluth	4,786	11,601	14,890	12,206	7,959	6,437	4,030
Grayson	—	—	—	—	—	—	—
Lawrenceville	958	10,719	22,846	6,750	9,320	5,502	6,617
Lilburn	8,935	4,568	852	674	514	698	376
Norcross	346,404	58,724	175,459	293,551	364,934	128,593	201
Snellville	17,105	15,624	20,783	20,824	19,088	17,450	14,927
Sugar Hill	2,379	930	120	—	1	51	166
Suwanee	1,452	2,421	4,030	5,929	6,945	6,297	1,017
Unin. Gwinnett	589,256	858,424	692,868	644,129	651,016	996,008	1,174,036
MSW Plan Totals	971,836	963,868	932,374	984,630	1,059,990	1,161,137	1,201,436
	1999 C&D	2000 C&D	2001 C&D	2002 C&D	2003 C&D	2004 C&D	2005 C&D
Dacula	—	—	—	—	194	269	148
Duluth	3,882	3,212	9,243	4,399	2,603	1,060	1,425
Grayson	—	—	—	—	1,443	1,094	1,212
Lawrenceville	7,941	5,124	10,417	6,882	6,934	16,683	10,573
Lilburn	5,612	3,881	9,157	5,563	5,602	4,124	3,560
Norcross	5,674	4,279	9,435	5,951	5,578	9,525	22,330
Snellville	6,904	10,746	13,736	6,503	5,110	8,784	7,591
Suwanee	—	35	—	1,466	215	658	554
Unin. Gwinnett	31,647	53,996	65,821	64,181	88,681	71,842	115,059
C&D Plan Totals	61,661	81,273	117,809	94,946	116,361	114,039	162,450
TOTAL MSW C&D	1,033,497	1,045,140	1,050,183	1,079,576	1,176,351	1,275,176	1,363,886

Sources: EPD, Gwinnett Co Tonnage 98-24, email 10/22/07 and Calendar Year 2005 Gwinnett County and Cities Tonnage Report, email 10/11/07

Figure 2 – 2 shows the combined municipal solid waste and construction and demolition waste disposed, the total municipal solid waste disposed and the total construction and demolition waste disposed across the planning jurisdictions from 1999-2005.

Figure 2 – 2. Major Waste Stream Components, 1999 – 2005 (in tons) – Plan Jurisdictions



When the disposal data for all of the local governments are combined, the municipal solid waste stream clearly drives the overall waste disposal amounts, comprising the vast majority of the waste stream every year. In addition, the waste stream has increased every year from a little over a million tons in 1999 to nearly 1.4 million in 2005. Further, there seems to be a marked increase in waste disposal beginning in 2002. There were tremendous housing starts and increases in the retail and service industries in the planning area during the late 1990's and the 2002 increase may be a delayed response to these factors.⁵

Figure 2 – 3 and Figure 2 – 4 show the municipal solid waste disposal totals by jurisdiction from 1999 to 2005 and the construction and demolition waste disposal totals by jurisdiction from 1999 to 2005, respectively. Note that the y axis is charted using a logarithmic scale to better portray the higher and lower amounts between the jurisdictions. Again, the data does not make much sense at the local government level and may be an artifact of loss of data reliability as the scale becomes smaller but is offered as a point of comparison with the assessment that follows the tables.

Figure 2 – 3. Municipal Solid Waste Disposal by Plan Jurisdiction, 1999 – 2005 (in tons)

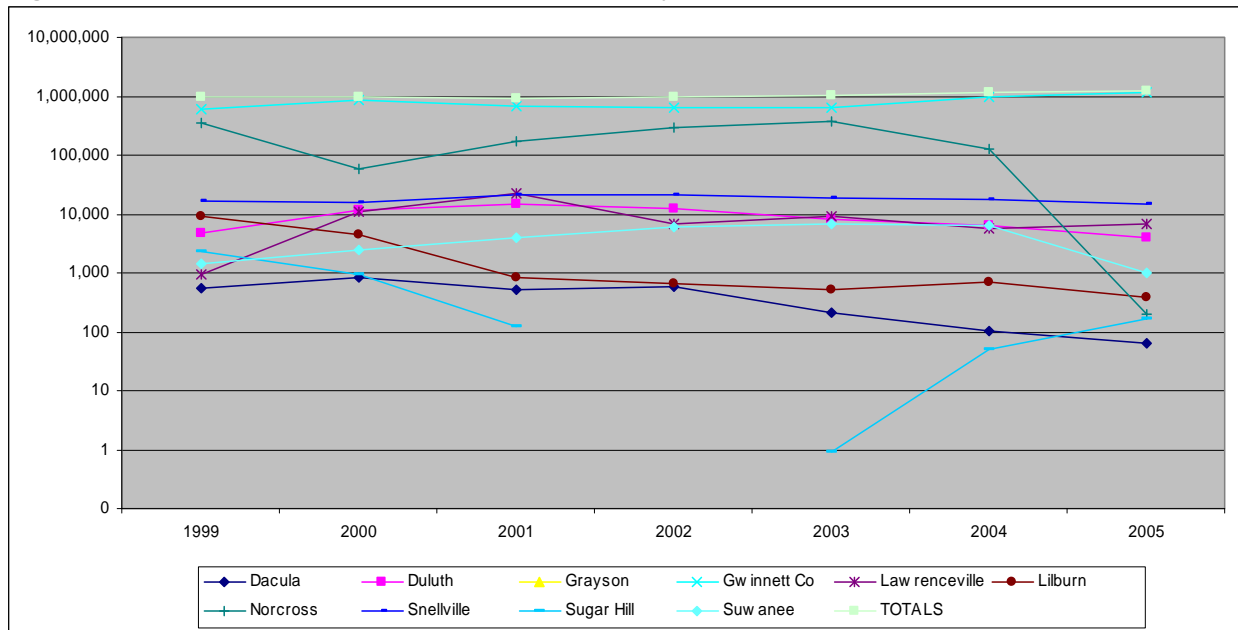
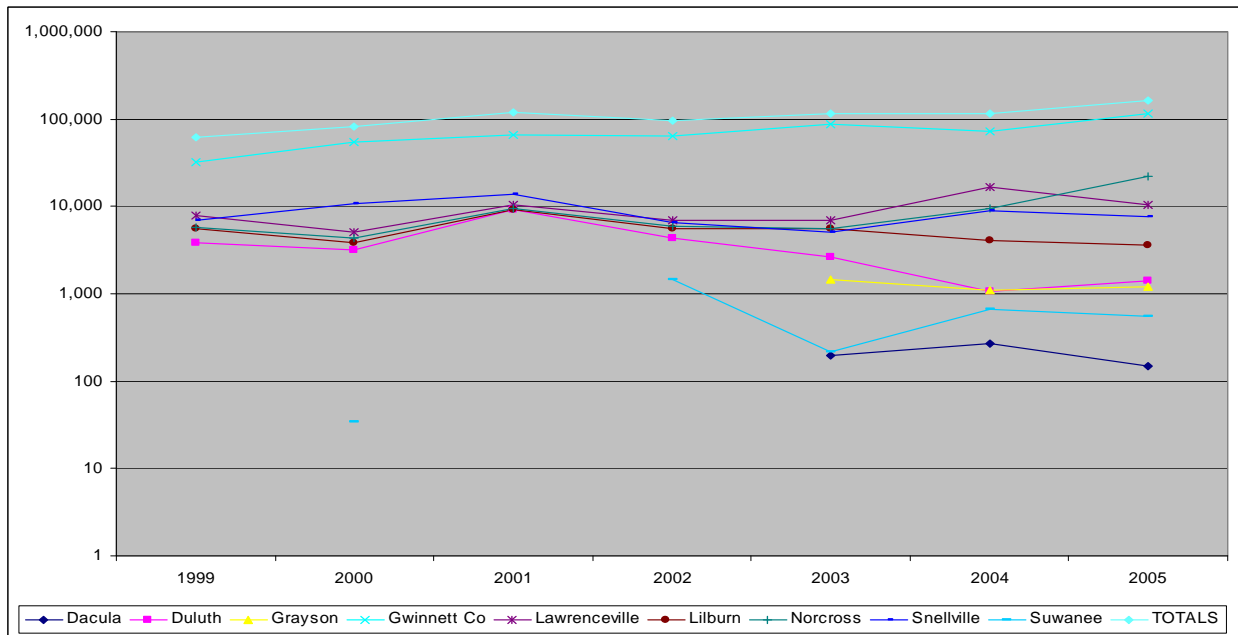


Figure 2 – 4. Construction and Demolition Waste Disposal by Plan Jurisdiction, 1999 – 2005 (in tons)



Quarterly Hauler Report Data

The following historic assessment of waste disposal by sector is based on Gwinnett County Quarterly Hauler Reports, which follow the State fiscal year beginning July 1. Table 2 – 4, therefore, presents yearly information that is comprised of July 1 – June 30 data (i.e., 1992 total tons of 308,210 represents July 1, 1991 – June 30, 1992).

Unlike the previous analysis it shows collections for unincorporated Gwinnett County only, which comprises the majority of the waste stream. It also shows residential and commercial contributions to the municipal solid waste stream but does not represent construction and demolition waste contributions. Nevertheless, the total tons of residential and commercial waste in 2005, as represented in Table 2 – 4, is less than half (48%) of the same factors as represented by State-required reporting in Table 2 – 3.

The amount of municipal solid waste generated has increased steadily from 308,210 tons in 1992 to 581,936 tons in 2005. While residents generated 177,294 tons of the total amount collected in 2005, commercial establishments contributed 404,642 tons, more than twice the residential contributions, representing over 2/3rds of the total municipal solid waste stream (69.5%), according to this data set.

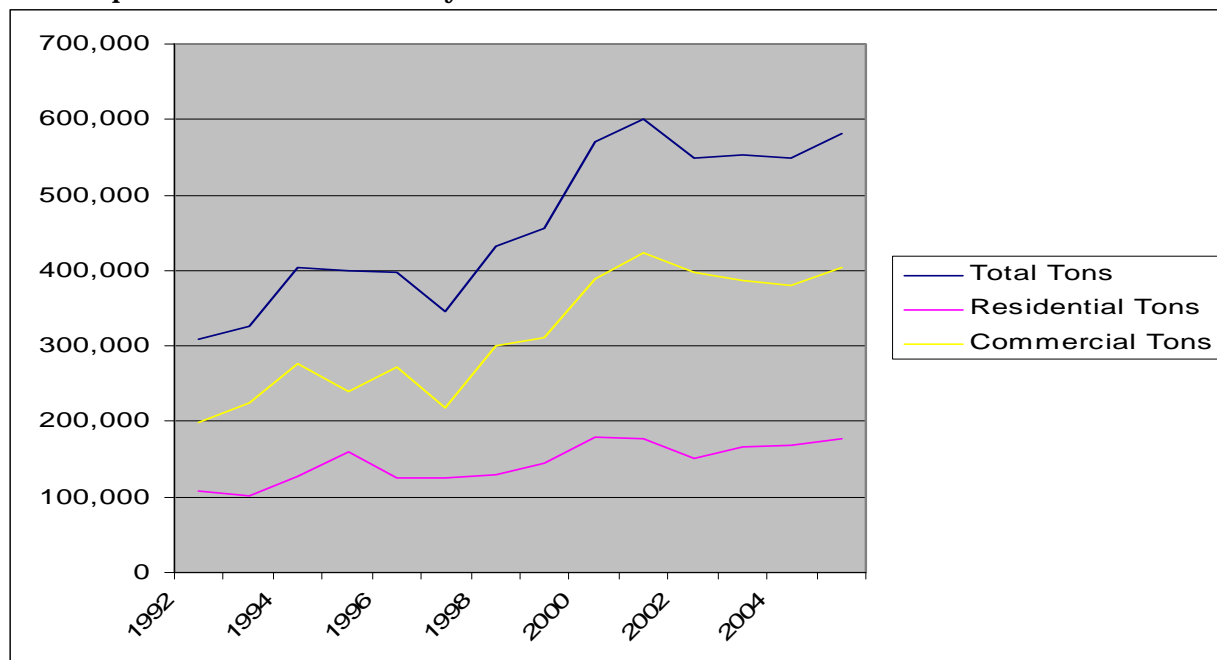
Table 2 – 4. Municipal Solid Waste Collected by Sector, 1992 – 2005 – Unincorporated Gwinnett County

	Total Tons	Residential Tons	Commercial Tons	Residential % of Total	Commercial % of Total
1992	308,210	108,742	199,468	35.3%	64.7%
1993	326,590	102,058	224,532	31.2%	68.8%
1994	403,731	127,153	276,578	31.5%	68.5%
1995	399,909	159,858	240,051	40.0%	60.0%
1996	396,877	125,615	271,262	31.7%	68.3%
1997	345,165	126,184	218,981	36.6%	63.4%
1998	431,896	130,701	301,195	30.3%	69.7%
1999	454,873	143,847	311,026	31.6%	68.4%
2000	569,353	179,738	389,615	31.6%	68.4%
2001	601,187	176,952	424,235	29.4%	70.6%
2002	549,078	152,308	396,770	27.7%	72.3%
2003	553,898	166,600	387,298	30.1%	69.9%
2004	548,732	169,485	379,247	30.9%	69.1%
2005	581,936	177,294	404,642	30.5%	69.5%

Source: Gwinnett County Solid Waste Collection/Disposal Reports provided by GC&B, Quarterly Hauler Reports, 1992 – 2005

The relative ratio of residential and commercial contributions to the total waste stream has remained remarkably stable over the 14 year reporting period (Figure 2 – 5). There is a fair amount of variability, however, in the total waste generation stream from year to year. While the overall trend continues to increase, paralleling the population growth, the total waste stream shows more increases and decreases from year to year than might be expected.

Figure 2 – 5. Municipal Solid Waste Collected by Sector, 1992 – 2005 – Unincorporated Gwinnett County



The main source of variability is attributed to the commercial waste stream; from a dip in 1997 (218,981 tons), a -19.27% reduction compared to 1996, to a high in 2001 of 424,235 tons, a 93.73% increase over the 1997 low in commercial collections. This variability may be due to multiple factors including macro fluctuations in the economy. The early dip may be related to declining activities after the 1996 Olympics and the 1996 institution of the ban on yard trimmings from municipal solid waste landfills. The later rise may be related to the tremendous housing starts in the county during this time period and increases in retail and service industries,⁶ while the decline seen in 2002 may be due in part to the increased disposal of construction debris at C&D landfills and a sluggish economy.⁷

2.3.3 Seasonal Variations / Unique Conditions

The amount of solid waste varies by waste stream generator and by macro and micro-economic factors. The waste stream may also vary by season due to tourism or seasonal residences, holiday discards, food and beverage consumption under different weather conditions and growing season impacts on yard waste.⁸

While waste disposal and collection data is not reported to record seasonal variations, solid waste hauler reports are submitted quarterly – from January to March, April to June, July to September, and October to December. Averaging the quarterly residential and commercial collections over the 14 year timeframe shows slight differences in the unincorporated county’s waste stream that may be associated with seasonal variations (Table 2 – 5).

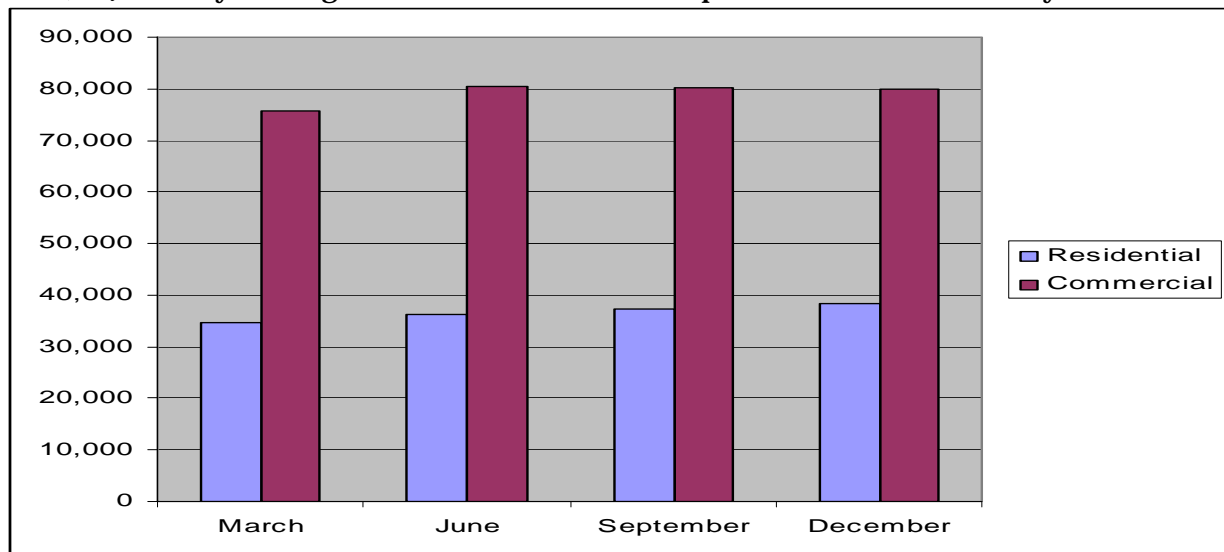
Table 2 – 5. Seasonal Variations Residential and Commercial Waste Stream, Quarterly Averages, 1991-2005 (in tons) – Unincorporated Gwinnett County

Quarter Ending	Residential Collections	Commercial Collections
March	34,802	75,665
June	36,311	80,361
September	37,258	80,333
December	38,505	79,854

Source: Data based on Gwinnett County Solid Waste Collection/Disposal Reports provided by GC&B, June 1991 – December 2005

Figure 2 – 6 shows that residential collections are lowest in the winter (January – March) and slightly rise over the year. The highest seasonal reporting of residential wastes is in the last quarter of the year (October – December), perhaps reflecting holiday shopping and discards. Commercial collections also are lowest during the winter months (January – March) and the highest during the spring season (April – June) but remain fairly stable for the remainder of the year. It is difficult to speculate on what may be driving the variation in the commercial waste stream.

Figure 2 – 6. Seasonal Variation in Residential and Commercial Waste Collections (in Tons), Quarterly Averages 1991 – 2005 – Unincorporated Gwinnett County



Source: Based on data in Table 2 – 5. Seasonal Variations, Quarterly Averages, 1991-2005 – Gwinnett County

Table 2 – 6 shows a 10.64% difference between the highest and lowest quarterly collection of residential municipal solid waste. The holiday season represents the highest and the winter months represent the lowest collections with only small percentage variations between the remaining quarters. For commercial waste, the highest percent difference is 6.21%, between the lowest collections in the winter months and spring collections.

Table 2 – 6. Percent Difference Residential and Commercial Waste Stream, Quarterly Averages, 1991 – 2005 – Unincorporated Gwinnett County

Collections 1991-2005 Hauler Reports	Percent Difference Mar- June Averages	Percent Difference June-Sept Averages	Percent Difference Sept-Dec Averages	Percent Difference Dec-Mar Averages
Residential	4.34%	2.61%	3.35%	10.64%
Commercial	6.21%	-0.03%	-0.60%	5.54%

Source: Based on data in Table 2 – 5. Seasonal Variations, Quarterly Averages, 1991-2005 – Gwinnett County

Using the State-required data set is another way to look for seasonal variations. This data set reports municipal solid waste and construction and demolition waste disposals for 1999 - 2005. Like the previous analysis, the quarterly totals were averaged over the 8-year reporting period for all of the planning jurisdictions. Table 2 – 7 and Figure 2 – 7 show the results of this analysis.

Table 2 – 7. Seasonal Variations in Municipal and Construction and Demolition Waste Streams, Quarterly Averages, 1999-2005 (in tons) – Plan Jurisdictions

Quarter Ending	Municipal Solid Waste Disposal	Construction & Demolition Disposal
March	240,225	22,233
June	260,369	27,524
September	271,431	29,587
December	267,299	27,590

Source: Data based on EPD, Gwinnett Co Tonnage 98-24, email 10/22/07 and Calendar Year 2005 Gwinnett County and Cities Tonnage Report, email 10/11/07

In this analysis municipal solid waste disposal was highest in the summer season, (July – September) and lowest in the winter (January – March). Construction and demolition disposal was remarkably flat throughout the year with a slight increase in the summer and slight decrease in the winter.

Figure 2 – 7. Seasonal Variation in Municipal and Construction and Demolition Waste Streams (in Tons), Quarterly Averages 1999 – 2005 – Plan Jurisdictions

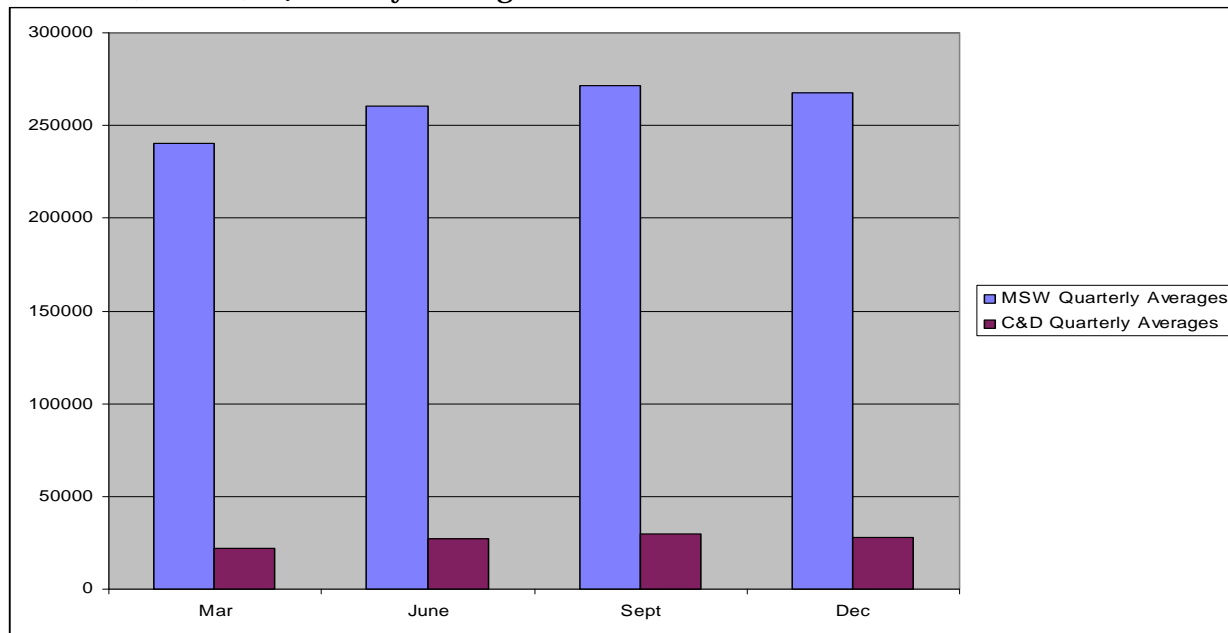


Table 2 – 8 shows the largest differences between quarters – a 10.13% decrease between the fall quarter ending December and the winter quarter ending in March for municipal solid waste and a 23.80% increase between the winter and spring quarters for construction and demolition wastes.

Table 2 – 8. Percent Difference Municipal and Construction and Demolition Waste Streams, Quarterly Averages, 1999 – 2005 – Plan Jurisdictions

Disposal 1999–2005 State Reports	Percent Difference Mar-June Averages	Percent Difference June-Sept Averages	Percent Difference Sept-Dec Averages	Percent Difference Dec-Mar Averages
Municipal Solid Waste	8.39%	4.25%	-1.52%	-10.13%
Construction & Demolition	23.80%	7.50%	-6.75%	-19.42%

The two analyses show consistent results for the winter quarter – it represented the lowest collection and disposal under all four scenarios (residential, commercial, municipal solid waste and construction and demolition). However, the results shift relative to the highest seasonal collection and disposal. The quarterly hauler reports show this to be fall and spring for residential and commercial, respectively. While the state require data shows summer to be the highest disposal season for both the municipal solid waste and the construction and demolition waste streams. Seasonal variation resulting from the region’s long 228-day growing season⁹ (July – September) that generates significant amounts of yard waste may be reflected in this result.

Unique conditions, such as seasonal population shifts, tourism and major cultural events, are not anticipated to make significant fluctuations in the waste stream as determined by the available data. The planning area does not experience seasonal population fluctuations, as seen in the very small amount of seasonal housing units shown in Section 1. The planning area is not a tourist destination, in the truest meaning of the concept, and major concerts and cultural events are held throughout the year.

Seasonal variation and unique conditions do not seem to be critical factors in managing the Plan Update’s waste stream. Although there are shifts from season to season, the amount of variation may be statistically insignificant. In addition, the planning area does not have seasonal population fluctuations to speak of and special events occur year round. The planning area, however, is susceptible to weather events that may generate spikes in waste.

2.3.4 Waste Generating Disasters

The most common waste generating disasters in the plan jurisdictions are periodic extreme weather events such as ice storms, lightning strikes, hail, tornadoes and hurricanes. Table 2 – 9 shows recent waste generating disasters, all weather related, and the associated impact to the waste stream.

Table 2 – 9. Waste Generating Disasters, 1990-2005 – Gwinnett County

Event	Date	Waste (cubic yards)	Cost	Collection
Tornado	4/8/1998	75,000	\$25 million	Gwinnett County Johnny Smith Trucking Company Grubb Construction Company
Ice Storm	1/22-23/2000	400,000-600,000	\$48 million	Gwinnett County D&J Enterprises, Inc.-Auburn, AL
Ice Storm	1/28-30/2000	Included Above	\$2 million	Gwinnett County D&J Enterprises, Inc.-Auburn, AL

Source: Gwinnett County Office of Homeland Security & Emergency Management, 10/29/07 email

Debris from all three weather-related waste generating disasters includes construction debris, vegetation, trees, stumps, limbs and white goods. The white goods were disposed according to federal, state and local laws, while the remainder of the waste was disposed at landfills of unknown type and location.¹⁰

The ice storms generated the greatest amount of waste. The exact amounts, however, are unknown and are estimated to be somewhere between 400,000 to 600,000 cubic yards, for both events combined. The ice storm on 1/28-30/2000 was a federally declared National Disaster, which means that local governments are reimbursed for the cost of clean-up, among other things. The cost of clean-up represents expenditures of the 39 counties impacted by both ice storms but the waste amount signifies Gwinnett County collections only.¹¹

At the time of these events, the jurisdictions in the planning area did not have a disaster debris management plan. Gwinnett County, therefore, identified contractors to collect waste from the curbside, public streets and right-of-ways within the planning area. The county approved the geographic areas in which the contractors were allowed to work and managed contractor collections through daily and weekly scheduled meetings.¹²

The 2000 ice storms generated a sizable amount of waste and there is an increase in the amount of construction and demolition waste in 2000, from 61,661 tons in 1999 to 81,273 tons in 2000. Yet, an even larger increase occurs in 2001, from the 81,273 ton figure in 2000 to 117,809 tons in 2001. The quarterly hauler reports also show an increase in the municipal solid waste stream in 2000, especially in the commercial sector, but the largest spike appears in 2001 in this data set as well.

Any impacts to the waste stream from the 2000 ice storms, however, should appear in the 2000 waste stream. The waste generating disaster data collected to date does not provide enough detail to explain variations in the waste stream or to project future fluctuations in quantities of materials expected as a result of disasters.

2.3.5 Per Capita Disposal Rate

The average person in the U.S. generates about 4.5 pounds of municipal solid waste each day.¹³ The Statewide per capita municipal solid waste disposal rate in FY 2004 was approximately 4.3 pounds per day, slightly lower than the national average. This amount excludes waste imported into the state and uses a 2/3 of total municipal solid waste factor, based on a 2001 study demonstrating that about two-thirds of the waste disposed in municipal solid waste landfills is actually municipal solid waste.¹⁴

The per capita municipal solid waste disposal rate for the Plan Update jurisdictions are based on State-required quarterly landfill reports for 2005 and population for the jurisdictions (Table 2 – 2 and Table 1 – 2, respectively). The rates shown in Table 2 – 10 were generated using the same calculation as conducted for the Georgia statewide municipal solid waste per capita rate, excluding waste imported into the state and using a 2/3 of total municipal solid waste disposed factor to reflect actual municipal solid waste.

Table 2 – 10. Per Capita Daily Municipal Solid Waste Disposal, 2005 – Plan Jurisdictions

	Pounds/Person/Day
Berkeley Lake	0.00
Dacula	0.05
Duluth	0.54
Grayson	0.00
Lawrenceville	0.93
Lilburn	0.10

	Pounds/Person/Day
Norcross	0.08
Snellville	3.16
Sugar Hill	0.04
Suwanee	0.35
Unincorporated Gwinnett	7.84
Total Planning Area	6.53

The previously discussed, data reliability issues may be seen in Table 2 – 10 also. Most of the cities show less than one pound of municipal solid waste disposed per person per day, which is below the industry considered norm and cannot accurately reflect actuality. Berkeley Lake and Grayson have contracts with permitted haulers and landfills¹⁵ but show zero waste disposed in 2005. Conversely, unincorporated Gwinnett County shows a higher than expected per capita daily waste disposal. However, the per capita municipal solid waste disposal rate for the total planning area (6.53 pounds per day) is within the expected range and probably best represents reality.

Conducting the same calculations using the Quarterly Hauler Reports for FY 2005 provides an interesting point of comparison. In unincorporated Gwinnett County, a total of 581,936 tons was collected for disposal by a total of 541,643 persons. This calculates to approximately 3.95 pounds of municipal solid waste generated each day for each person.

The Quarterly Hauler Reports generates a figure that is in line with the National and Statewide per capita municipal solid waste disposal rates but the Plan Update bases its findings on the State-reported data to support the State-established reduction goals. Therefore, the 2005 per capita municipal solid waste disposal rate for the Plan Update may be considered approximately 6.53 pounds per day, which is higher than both the National (4.5 pounds per day) and the Statewide FY 2004 (4.3 pounds per day) rates.

2.4 Waste Composition and Amounts

A statewide waste characterization study conducted by the Georgia Department of Community Affairs in June 2005 has been used to estimate the composition and quantity of waste disposed in municipal solid waste landfills. Data generated from waste characterization studies can anticipate the amount of each type of waste disposed in a community and determine the quantity of material that may be available for diversion from landfills. It may also help measure the effectiveness of existing recycling programs and target new programs.¹⁶

Although the Plan Update focuses on municipal solid waste (household and commercial solid waste, yard trimmings and construction and demolition debris) the following waste composition was based on an analysis of municipal solid waste landfills from which yard waste and construction and demolition debris is prohibited by law and ought to be

excluded. Even so, some amounts of these materials make their way into municipal solid waste landfills.

The statewide waste characterization study estimated the composition and quantity of municipal solid waste by Regional Development Center area, which was then extrapolated to the county level. Table 2 – 11 presents the results of this extrapolation for Gwinnett County by category and type of waste (material). It shows estimates of the average composition of each type of waste as a percentage of the total waste stream. The tonnage for each material was calculated using the state-provided average composition as a percentage of the total tons taken from State-required municipal solid waste disposal reports for calendar year 2005 for the plan jurisdictions. All figures are estimates.

Table 2 – 11. Municipal Solid Waste Composition, 2005 – Plan Jurisdictions (all figures estimates)

Category	Material	Average Composition	Tons
Paper	Newspaper	3.57%	42,891
	Corrugated Cardboard	9.60%	115,338
	Office	3.25%	39,047
	Magazine/Glossy	2.72%	32,679
	Paperboard	4.06%	48,778
	Mixed (Other Recyclable)	2.55%	30,637
	Other (Non-recyclable)	9.68%	116,299
	Total Paper	35.42%	425,548
Plastic	#1 PET Bottles	0.92%	11,053
	#2 HDPE Bottles	0.70%	8,410
	#3-#7 Bottles	0.11%	1,322
	Expanded Polystyrene	0.95%	11,414
	Film Plastic	5.58%	67,040
	Other Rigid Plastic	2.87%	34,481
	Total Plastic	11.13%	133,720
Glass	Clear	2.00%	24,029
	Green	0.26%	3,124
	Amber	1.19%	14,297
	Other	0.95%	11,414
	Total Glass	4.40%	52,863
Metal	Steel Cans	1.06%	12,735
	Aluminum Cans	0.69%	8,290
	Other Ferrous	4.40%	52,863
	Other Non-Ferrous	1.13%	13,576
	Total Metal	7.29%	87,585
Organic	Yard Waste	3.00%	36,043
	Wood (non-C & D)	3.23%	38,806
	Food Waste	16.35%	196,435
	Textiles	4.32%	51,902
	Diapers	3.32%	39,888

Category	Material	Average Composition	Tons
	Fines	0.00%	0
	Other Organics	0.93%	11,173
	Total Organic	31.14%	374,127
C & D	Drywall	0.23%	2,763
	Wood	3.56%	42,771
	Inerts	0.00%	0
	Carpet	1.85%	22,227
	Other C & D	0.00%	0
	Total C & D	5.64%	67,761
Inorganics	Televisions	0.07%	841
	Computers	0.58%	6,968
	Other Electronics	2.12%	25,470
	Tires	0.27%	3,244
	HHW	0.40%	4,806
	Other Inorganics	1.55%	18,622
	Total Inorganics	4.99%	59,952
Total		100.00%	1,201,676

Sources, Methods & Assumptions:

- Table Columns Category, Material and Average Composition derived from DCA Waste Characterization Study, June 2005, www.gasolidwaste.org;
- Total MSW Tons for Plan Jurisdictions (1,201,436) derived from EPD, Calendar Year 2005 Gwinnett County and Cities Tonnage Report as shown in Table 2 – 2; and
- Tons Column – Calculation of Total Tons multiplied by Average Composition % of each Material.
Note: Sum of Tons Column presents a slightly higher total MSW tons due to rounding of percentages in Average Composition Column as provided by DCA.

The waste composition for Gwinnett County shows that paper is the leading material in the plan jurisdictions' waste stream, representing over one-third of all solid waste collected (Figure 2 – 8). Organic material, such as food, diapers and textiles, is also a leading contributor to the waste stream. Paper and organic material together fully represent two-thirds of the waste stream, while glass and inorganics make up the smallest fraction.

Figure 2 – 8. Waste Composition by Percentages, 2005 – Plan Jurisdictions

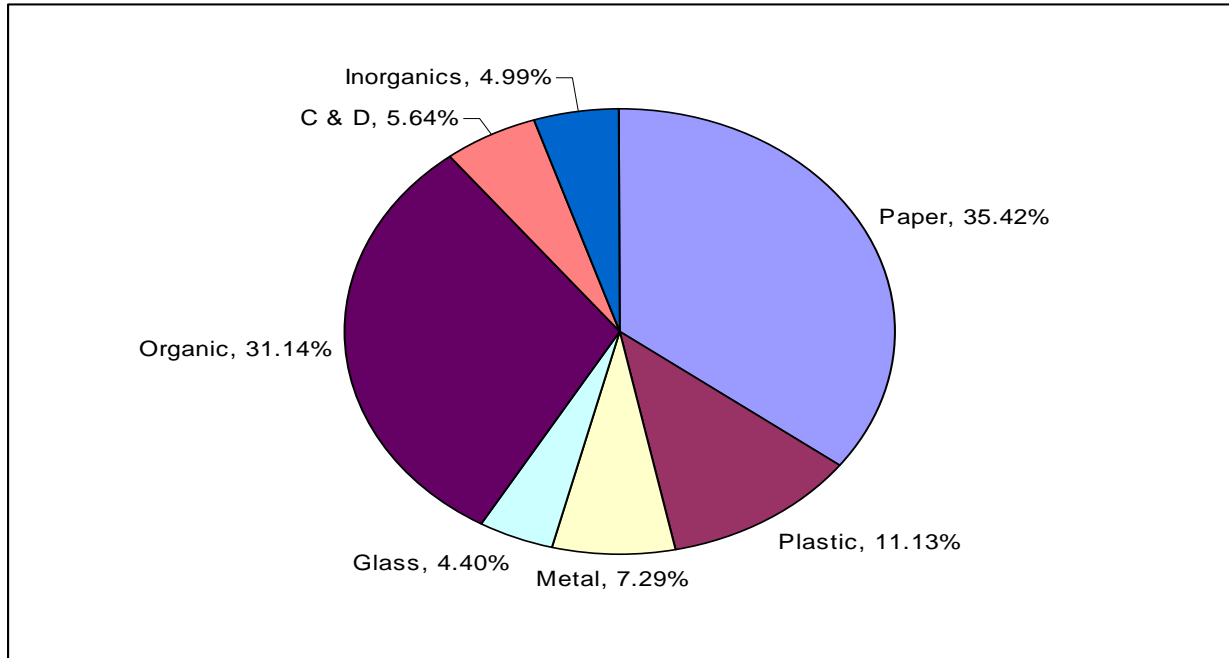
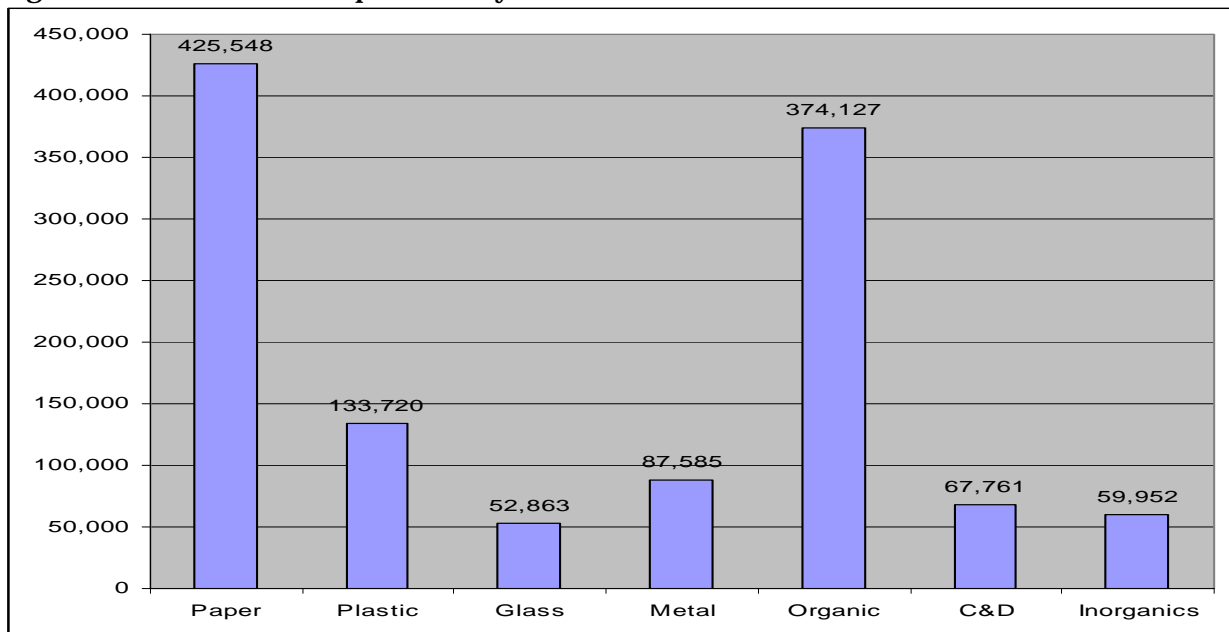


Figure 2 – 9 shows a bar graph of the actual tons of the waste composition categories for the plan jurisdictions. In absolute terms, the paper and organics categories were the highest tons of material disposed, together comprising 799,675 tons (or 66.56%) of the 1,201,436 total tons. This replicates the waste disposal composition findings at the State and Atlanta regional levels. Paper composes an estimated 38.7% of the State and 40% of the regional waste stream, while organics compose 27.1% and 26.2% of the state and regional waste streams, respectively.¹⁷

Figure 2 – 9. Waste Composition by Tons, 2005– Plan Jurisdictions



Of the top 10 individual materials that were most prevalent by weight, food waste comprised the largest portion of the waste stream in 2005 followed by non-recyclable types of paper and corrugated cardboard (Figure 2 – 10). Combined, the top 10 most prevalent materials comprise 64.44% of the plan jurisdictions’ total municipal solid waste stream in 2005.

Figure 2 – 10. Top 10 Most Prevalent Materials by Weight, 2005– Plan Jurisdictions

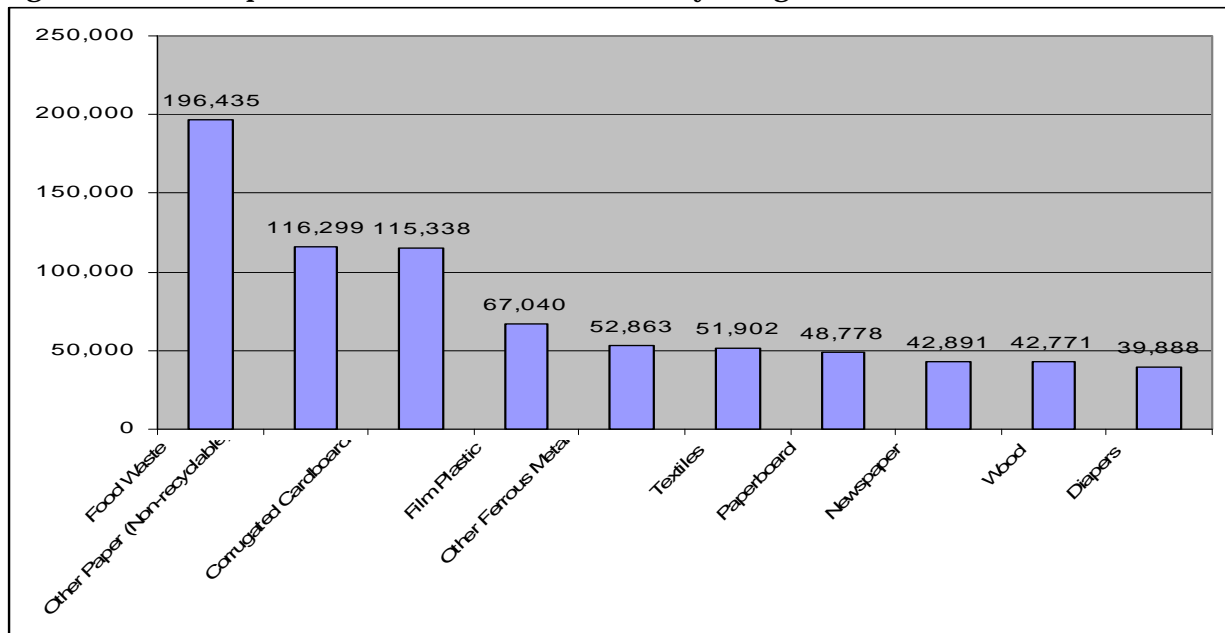
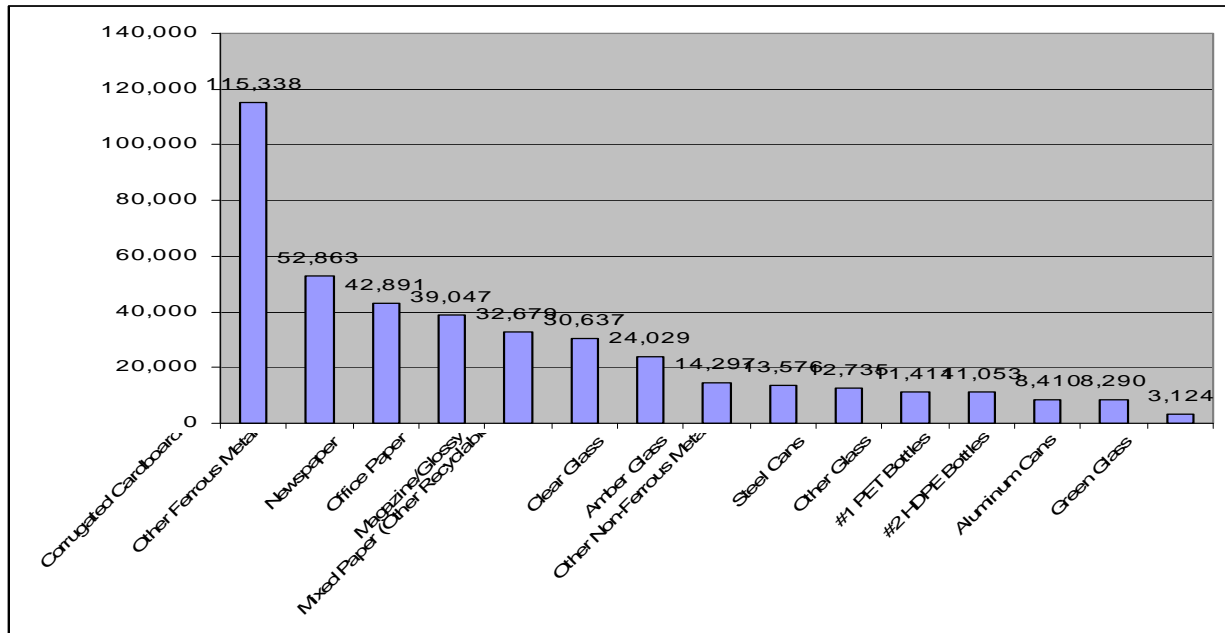


Figure 2 – 11 shows commonly recycled materials that were disposed by the plan jurisdictions in municipal solid waste landfills in 2005. Combined, the commonly recycled materials comprised nearly 35% (34.99%) of the total municipal solid waste stream in 2005, weighing 420,382 tons. Overall, recyclable paper materials were disposed in the highest quantities (260,591 tons); nearly 22% of all disposed waste is commonly recycled paper. Of this, corrugated cardboard comprised the largest contribution of paper material in both percentage (9.6%) and weight (155,338 tons) that could be diverted from municipal solid waste landfills. Other commonly recycled materials include metals, glass, plastic bottles and cans.

Figure 2 – 11. Commonly Recycled Materials Disposed in Municipal Solid Waste Landfills, 2005– Plan Jurisdictions



2.4.1 Forecast of Waste Generation

A forecast of waste generation for the Plan Update planning cycle is shown in Table 2 – 12. The forecast is based on the composition of the municipal solid waste stream for Gwinnett County applied to the planning jurisdictions and the anticipated waste amounts were extrapolated consistent with population trends and projections. The forecast is calculated on five year increments to match population projections developed by the U.S. Census Bureau and future 5-year updates to the State Waste Characterization Study. Specific sources of data, extrapolation methods and basis of assumptions for calculations follow Table 2 – 12.

Table 2 – 12. Waste Stream Generation Forecast (in tons), 2005-2020 – Plan Jurisdictions (all figures estimates)

	2005	2010	2015	2020		
Population Projections	665,820	767,559	869,296	971,034		
Total Municipal Solid Waste Stream (in tons)	1,201,436	1,385,018	1,568,597	1,752,178		
	2005 Average Composition					
Category	Material					
Paper	Newspaper	3.57%	42,891	49,445	55,999	62,553
	Corrugated Cardboard	9.60%	115,338	132,962	150,585	168,209
	Office	3.25%	39,047	45,013	50,979	56,946
	Magazine/Glossy	2.72%	32,679	37,672	42,666	47,659

			2005	2010	2015	2020
	Paperboard	4.06%	48,778	56,232	63,685	71,138
	Mixed (Other Recyclable)	2.55%	30,637	35,318	39,999	44,681
	Other (Non-recyclable)	9.68%	116,299	134,070	151,840	169,611
	Total Paper	35.42%	425,549	490,573	555,597	620,621
Plastic	#1 PET Bottles	0.92%	11,053	12,742	14,431	16,120
	#2 HDPE Bottles	0.70%	8,410	9,695	10,980	12,265
	#3-#7 Bottles	0.11%	1,322	1,524	1,725	1,927
	Expanded Polystyrene	0.95%	11,414	13,158	14,902	16,646
	Film Plastic	5.58%	67,040	77,284	87,528	97,772
	Other Rigid Plastic	2.87%	34,481	39,750	45,019	50,288
	Total Plastic	11.13%	133,720	154,153	174,585	195,017
Glass	Clear	2.00%	24,029	27,700	31,372	35,044
	Green	0.26%	3,124	3,601	4,078	4,556
	Amber	1.19%	14,297	16,482	18,666	20,851
	Other	0.95%	11,414	13,158	14,902	16,646
	Total Glass	4.40%	52,863	60,941	69,018	77,096
Metal	Steel Cans	1.06%	12,735	14,681	16,627	18,573
	Aluminum Cans	0.69%	8,290	9,557	10,823	12,090
	Other Ferrous	4.40%	52,863	60,941	69,018	77,096
	Other Non-Ferrous	1.13%	13,576	15,651	17,725	19,800
	Total Metal	7.29%	87,585	100,968	114,351	127,734
Organic	Yard Waste	3.00%	36,043	41,551	47,058	52,565
	Wood (non-C & D)	3.23%	38,806	44,736	50,666	56,595
	Food Waste	16.35%	196,435	226,450	256,466	286,481
	Textiles	4.32%	51,902	59,833	67,763	75,694
	Diapers	3.32%	39,888	45,983	52,077	58,172
	Fines	0.00%	0	0	0	0
	Other Organics	0.93%	11,173	12,881	14,588	16,295
	Total Organic	31.14%	374,127	431,295	488,461	545,628
C & D	Drywall	0.23%	2,763	3,186	3,608	4,030
	Wood	3.56%	42,771	49,307	55,842	62,378
	Inerts	0.00%	0	0	0	0
	Carpet	1.85%	22,227	25,623	29,019	32,415
	Other C & D	0.00%	0	0	0	0
	Total C & D	5.64%	67,761	78,115	88,469	98,823
Inorganics	Televisions	0.07%	841	970	1,098	1,227
	Computers	0.58%	6,968	8,033	9,098	10,163
	Other Electronics	2.12%	25,470	29,362	33,254	37,146
	Tires	0.27%	3,244	3,740	4,235	4,731
	HHW	0.40%	4,806	5,540	6,274	7,009
	Other Inorganics	1.55%	18,622	21,468	24,313	27,159
	Total Inorganics	4.99%	59,952	69,112	78,273	87,434

Sources, Methods & Assumptions:

- Population Projections for Plan Jurisdictions based on the average rate of change from 1980 to 2000 using a multiplier of 1, meaning the projections will follow the same trend, U.S. Bureau of the Census (SF1) www.georgiaplanning.com/dataviews/census2;
- Total Municipal Solid Waste Stream (in tons) 2005 (1,201,436) derived from EPD, Calendar Year 2005 Gwinnett County and Cities Tonnage Report as shown in Table 2 – 2;
- Total Municipal Solid Waste Stream (in tons) 2010 based on the per capita disposal rate per year calculated for 2005 multiplier (1.80444564597038) for the projected 2010 population;
- Total Municipal Solid Waste Stream (in tons) 2015 based on the per capita disposal rate per year calculated for 2005 multiplier (1.80444564597038) for the projected 2015 population;
- Total Municipal Solid Waste Stream (in tons) 2020 based on the per capita disposal rate per year calculated for 2005 multiplier (1.80444564597038) for the projected 2020 population;
- This assumes the per capita rate of Municipal Solid Waste disposal (ton/person/year) remains the same as that calculated for 2005 every year through the plan period;
- Table Columns Category, Material and Average Composition derived from DCA Waste Characterization Study, June 2005, www.gasolidwaste.org;
- 2005 Column based on calculation of Total Municipal Solid Waste Stream (in tons) 2005 multiplied by the Average Composition % of each Material;
- 2010 Column based on calculation of Total Municipal Solid Waste Stream (in tons) 2010 multiplied by the Average Composition % of each Material;
- 2015 Column based on calculation of Total Municipal Solid Waste Stream (in tons) 2015 multiplied by the Average Composition % of each Material;
- 2020 Column based on calculation of Total Municipal Solid Waste Stream (in tons) 2020 multiplied by the Average Composition % of each Material; and
- This assumes the % of each Material will remain the same ratio as that estimated for 2005 every year through the plan period.

2.5 Per Capita Municipal Solid Waste Disposal Reduction Goal

In the SWMP 1991, amended, Gwinnett County adopted a waste reduction goal to ensure a 28% per capita reduction by 1996 of the amount of municipal solid waste being received at disposal facilities. This goal was more ambitious than the State's 25% per capita reduction by 1996 goal. Meeting reduction goals has proven more complicated than first anticipated at both the State and local levels.

There are many factors affecting a community's and the State's ability to control waste streams and to meet reduction goals. First, the success of recycling as a reduction strategy is affected by the voluntary nature of the activity. The instability of recycling markets also affects a program's ability to remain solvent. As a result, many local government recycling programs no longer exist. In addition, there is no industry wide assurance that collected recycling materials do not make their way into the municipal solid waste stream and no local government authority to ensure that this does not occur.

Waste disposal facilities and waste collection activities have become regional endeavors. As local government landfills have closed, many landfills have become regional or multi-jurisdictional and accept out-of-jurisdiction waste. So some local governments export their waste to another jurisdiction and some import it as a commodity. In addition, the Commerce Clause of the United States Constitution prohibits the restriction of the flow of waste across state lines. A growing number of Georgia landfills, therefore, accept out-of-state waste (comprising about 30% of the statewide waste stream) and this is

expected to grow. Recycling collections and education programs cannot affect out-of-state wastes.

As landfills have been regional facilities, transfer stations increasingly have been sited in jurisdictions that do not have landfills. These transfer stations allow locally collected waste to be temporarily stored waiting the transfer on larger transports to landfills. The waste entering and leaving transfer stations complicates waste stream accounting. Also, as many collection companies also own transfer stations and landfills, the record keeping can be confusing at best.

Finally, local waste generation is affected by nuances of the market such as macro and micro economic factors, packaging and marketing, purchasing behaviors, demographics and per capita wealth.

Due to the various complicating factors, neither the State nor Gwinnett County met their previous reduction goals. The State abandoned its numeric goal in favor of a narrative goal “...to reduce on a state-wide per capita basis the amount of municipal solid waste being received at disposal facilities.”¹⁸

2.5.1 State Reduction Targets

The State established the following reduction targets to help measure success in reaching its state-wide per capita municipal solid waste disposal goal. The waste disposal characterization study was the first step by identifying what Georgians were throwing away on an annual basis. Using this data, the Georgia industry demand for the commonly recyclable commodities was identified. The State then convened a Recycling Stakeholder Group with over 60 participants including representatives from businesses, local governments, and other state agencies to formulate waste disposal reduction targets by commodity, as shown in Table 2 – 13.

Table 2 – 13. Georgia Per Capita Municipal Solid Waste Disposal Reduction Targets

Commodity	2004 Actual lbs/person	2012 Projected lbs/person	2012 Projected % Reduction	2017 Projected lbs/person	2017 Projected % Cumulative Reduction
Glass	0.153	0.140	8%	0.140	8%
Paper	1.181	1.000	15%	0.850	28%
Metal	0.228	0.198	13%	0.186	18%
Plastic	0.663	0.560	16%	0.530	20%
Total	2.23	1.99	11%	1.71	23%

Source: DCA, State Waste Disposal Reduction Goals, 10/23/07 email

The State’s 2017 projected reductions are cumulative totals. The overall goal for Georgia, therefore, is a 23% per capita reduction in the total municipal solid waste stream by 2017. This is expected to be accomplished by capturing the following per

capita impacts on commonly recycled materials: an 8% reduction in glass, a 28% reduction in paper, an 18% reduction in metal and a 20% reduction in plastic by 2017.

2.5.2 Plan Update Reduction Targets

The planning jurisdictions have undertaken strategies to accomplish reduction targets and will continue to make every effort to help meet the State reduction goal and targets. Table 2 – 14 presents the anticipated per capita waste reduction targets for the Plan Update consistent with the State established goal and targets.

Table 2 – 14. Plan Update Per Capita Municipal Solid Waste Disposal Reduction Targets

Commodity	2005 Actual lbs	2005 Actual lbs/person	2015 Projected lbs/person	2015 Projected % Reduction	2020 Projected lbs/person	2020 Projected % Cumulative Reduction
Glass	52,863	0.079	0.073	8%	0.073	8%
Paper	425,548	0.639	0.543	15%	0.473	28%
Metal	87,585	0.132	0.114	13%	0.109	18%
Plastic	133,720	0.201	0.169	16%	0.162	20%
Total		1.05	0.93	11%	0.816	23%

To support the State’s reduction efforts, the Plan Update also establishes an overall reduction in municipal solid waste disposal target of 23% by 2020 and sets the same percentage reduction targets for commonly recycled materials. The Plan Update waste reduction targets will be measured solely on the State’s Waste Characterization Study updates conducted at the State level. Establishing the following waste reduction targets does not commit the planning jurisdictions to undertake or to subsidize, in part or in whole, local or statewide waste characterization studies or updates.

The composition characteristics of the Plan Update’s future waste stream depend on many factors including local, state, national and global economic conditions, population trends, packaging trends, raw and reclaimed material markets, employment trends, packaging choices, public attitudes, and most significantly, on waste reduction programs implemented in the plan area during the next fifteen years.

2.6 Key Findings

The waste stream analysis helps identify the types and amounts of waste presently disposed that in the future could be reduced, processed, or recycled. The key findings from this section help determine the need for future services, facilities and programs. The key findings are:

- The majority of the planning area population (approximately 77%) lives in single-family residences and about 80% of these are served via curbside collection by a hauler.

- Waste stream data availability and reliability is challenge in Georgia.
- In 2005, the planning jurisdictions disposed over 1.3 million tons of municipal and construction and demolition waste, according to State data.
- Municipal solid waste makes up the majority of the overall waste stream, over 1.2 million tons, according to State data.
- Residential solid waste in unincorporated Gwinnett County comprised approximately 98% of the plan area's total 1.2 million tons of municipal solid waste stream in 2005.
- The waste stream has increased steadily from 1999 – 2005, with the greatest gains in the municipal solid waste stream.
- Commercial contributions comprised more than twice residential contributions to the municipal solid waste stream, representing over 2/3^{rds} (69.5%) of the total, according to the quarterly hauler report data.
- There may be slight but insignificant seasonal variations in the waste stream that indicate increased waste resulting from winter holiday discards and summer yard debris.
- Seasonal variation and unique conditions do not seem to make a statistically significant impact on the waste stream.
- Waste generating disaster data does not provide enough detail to explain variations in the waste stream or to project fluctuations resulting from future disasters.
- The 2005 per capita municipal solid waste disposal rate for the Plan Update may be considered approximately 6.53 pounds per day, which is higher than both the National (4.5 pounds per day) and the Statewide FY 2004 (4.3 pounds per day) rates.
- Paper is the leading material in the plan jurisdictions' 2005 municipal solid waste stream (35.42%); followed by organic material (31.14%), plastic (11.13%), metal (7.29%), construction and demolition debris (5.64%), inorganics (4.99%) and glass (4.40%).
- By weight, the top 10 individual materials combined comprise 64.44% of the plan jurisdictions' 2005 municipal solid waste stream and include: 1) food waste, 2) non-recyclable paper, 3) corrugated cardboard, 4) film plastic, 5) other ferrous metal, 6) textiles, 7) paperboard, 8) newspaper, 9) wood and 10) diapers.

- Commonly recycled materials were present in the plan jurisdictions' 2005 municipal solid waste stream and by weight include: corrugated cardboard, other ferrous metal, newspaper, office paper, magazine/glossy, mixed paper, clear glass, amber glass, other non-ferrous metal, steel cans, other glass, plastic bottles #1 & #2, aluminum cans and green glass.
- Combined, commonly recycled materials comprised 34.99% of total plan jurisdictions' 2005 municipal solid waste stream, with types of recyclable paper representing nearly 22% of this amount, of which corrugated cardboard represented almost 10%.
- Georgia has a statewide 23% per capita municipal solid waste stream reduction goal by 2017 with specific reduction targets for commonly recycled materials: paper - 28%, plastic - 20%, metal - 18% and glass - 8%.
- The planning jurisdictions have undertaken strategies to accomplish reduction targets and will continue to make every effort to help meet the State reduction goal and targets.
- The Plan Update waste stream analysis and forecast demonstrates opportunities to make gains in waste reduction consistent with the State established goal and targets for commonly recycled materials.

As the plan jurisdictions' population and thriving economy have grown, so too has its waste stream. In addition, there are more types of waste in the waste stream such as electronic waste, household chemicals and construction debris that create more disposal challenges than in the past.¹⁹

The planning area, however, is expected to remain an attractive location to live. It also is expected to gain importance as a regional employer. The forecast reflects these gains, especially in the commercial sector; the more businesses and industries, the more waste handling needs. As the amount of commercial waste generation grows, paralleling employment density, the market for providing commercial waste collection and recycling services becomes more attractive.

Endnotes for Section 2 Waste Disposal Analysis

- ¹ DCA Georgia Waste Composition Study, 2005, www.gasolidwaste.org/GADCAWebCalc/GenInfo.aspx.
- ² A Study of Residential Solid Waste Collection in Gwinnett County, prepared for Gwinnett Clean & Beautiful by Gershman, Brickner and Bratton, Inc., 2007.
- ³ Scrap Tire Management Council, Scrap Tire Use/Disposal Study, 1990.
- ⁴ Both cities self reported this contract situation in the Solid Waste Plan Survey of Cities conducted by Gwinnett Clean & Beautiful in June 2006.
- ⁵ The Gwinnett Unified Plan: Joint County-Cities Community Assessment Summary Report, prepared for Gwinnett County by Parsons Brinckerhoff, HNTB and Bay Area Economics, submitted January 2007.
- ⁶ The Gwinnett Unified Plan: Joint County-Cities Community Assessment Summary Report, prepared for Gwinnett County by Parsons Brinckerhoff, HNTB and Bay Area Economics, submitted January 2007.
- ⁷ DCA Solid Waste Management Report, 2004, www.dca.state.ga.us/development/Research/programs/downloads/SWAR_2004.pdf.
- ⁸ DCA Georgia Waste Composition Study, 2005, www.gasolidwaste.org/GADCAWebCalc/GenInfo.aspx.
- ⁹ Southeast Regional Climate Center, <http://climate.engr.uga.edu/atlanta/growing.html>.
- ¹⁰ Gwinnett County Office of Homeland Security & Emergency Management, 10/29/07 email.
- ¹¹ Gwinnett County Office of Homeland Security & Emergency Management, 10/29/07 email.
- ¹² Gwinnett County Office of Homeland Security & Emergency Management, 10/18/07 personal communication.
- ¹³ DCA Georgia Waste Composition Study, 2005, www.gasolidwaste.org/GADCAWebCalc/GenInfo.aspx.
- ¹⁴ DCA Georgia Solid Waste Management Report, 2004, www.dca.state.ga.us/environmental/swar.html.
- ¹⁵ Both cities self reported this contract situation in the Solid Waste Plan Survey of Cities conducted by Gwinnett Clean & Beautiful in June 2006.
- ¹⁶ DCA Georgia Waste Composition Study, 2005, www.gasolidwaste.org/GADCAWebCalc/GenInfo.aspx.
- ¹⁷ DCA, Georgia Statewide Waste Characterization Study, prepared by RW Beck, June 22, 2005.
- ¹⁸ O.C.G.A. § 12-8-21 (c) Georgia Comprehensive Solid Waste Management Act.
- ¹⁹ Solid Waste, Overview of Issues and Challenges, Prepared by Gwinnett Clean & Beautiful, PowerPoint Presentation to Gwinnett County Board of Commissioners, November 14, 2005.

Section 3

WASTE REDUCTION ELEMENT

The State of Georgia has established a waste reduction goal “...to reduce on a state-wide per capita basis the amount of municipal solid waste being received at disposal facilities.”¹ In addition, the State has set a 23% per capita reduction target in the overall municipal solid waste stream by 2017. This is expected to be accomplished by focusing on commonly recycled materials including an 8% reduction in glass, a 28% reduction in paper, an 18% reduction in metal and a 20% reduction in plastic. To support the State’s efforts, the goal of the Plan Update Waste Reduction Element is to reduce the amount of solid waste received at disposal facilities.

3.1 Inventory of Waste Reduction Programs

Waste reduction is considered any action taken to prevent the generation and disposal of waste. It can include reducing the amount of solid waste generated at the source, redesigning products to use less material, increasing the durability of material for longer lasting products and using or discarding less material through voluntary or imposed behavioral changes.

Waste reduction strategies have been a priority of the plan jurisdictions since the SWMP 1991, amended. In the future, these strategies will continue to be a focus of solid waste management in the planning area. To this end, the Plan Update Waste Reduction Element examines current waste reduction programs to determine their alignment with the State’s waste reduction goal and targets.

3.1.1 Product and Manufacturing Redesign

Product redesign and shifts in material durability for longer lasting products are activities primarily under the control of market forces and national and/or statewide restrictions and incentives.

The Pollution Prevention Division of the Georgia Department of Natural Resources conducts voluntary, confidential manufacturing assessments including waste audits to determine financial incentives for product redesign and industrial process changes that contribute to waste reduction. The state agency also provides a centralized, state-wide waste exchange service that allows Georgia companies, institutions, commercial entities and businesses to communicate the availability and/or need for manufacturing materials on a web-based system.²

In addition to effecting product redesign and material durability, economies of scale are captured at the state and/or federal level that would be unknown at the local government level. The Plan Update, therefore, focuses on locally operative strategies to reduce waste disposal through recycling and reusing materials.

3.1.2 Recycling Opportunities

Recycling means any process by which materials that would otherwise become solid waste are collected, separated, or processed and reused or returned to use in the form of raw materials or products.³ Recycling has become one of the most common and, hence, most effective types of waste reduction actions.

Recycling is primarily driven by market availability for each type of material. Therefore, the different types of local government and private sector recycling programs are usually focused on a specific material or materials in response to available markets for resale and/or reuse as a final disposition.

3.1.2.1 Local Government Programs

All local governments in the planning area conduct recycling programs for the diversion of materials from the waste stream. These include curbside collection for the residential and commercial waste generating sectors and providing drop-box locations. Although 2 of the planning jurisdictions also sponsor recycling facilities as a major part of their waste reduction programs, these are described separately.

3.1.2.1.1 Curbside Collections

Table 3 – 1 shows the residential curbside recycling collection activities operated by the plan jurisdictions, the estimated participation rates and the materials recycled through these programs in 2005. Table 3 – 2 shows the same information for commercial curbside recycling collection activities.

Table 3 – 1. Residential Curbside Collection, 2005 – Plan Jurisdictions

Jurisdiction	Percentage of Participating Households	Operated By	Materials Accepted
Berkeley Lake	Available to 703 Households (100% - Mandatory)	Contract w/ Advanced Disposal	<ul style="list-style-type: none"> • Newspaper • Aluminum Cans • Plastic Bottles • Glass Bottles/Jars • Paper: Junk Mail, Mixed, Phone Books, Bags & Magazines • Pie Tins & Metal Cans
Dacula	450 Households (30%)	Contract w/ Allied Waste of Atlanta	<ul style="list-style-type: none"> • Newspaper • Aluminum Cans • Plastic Bottles • Glass Bottles/Jars
Duluth	10,671 Households (100%)	Contract w/ United Waste	<ul style="list-style-type: none"> • Newspaper • Aluminum Cans • Plastic Bottles • Glass Bottles/Jars • Tin Cans
Grayson	230 Households (75%)	Contract w/ Robertson Sanitation	<ul style="list-style-type: none"> • Newspaper • Aluminum Cans

Jurisdiction	Percentage of Participating Households	Operated By	Materials Accepted
Lawrenceville	5,658 Households (66%)	Lantham Home Sanitation	<ul style="list-style-type: none"> • Plastic Bottles • Glass Bottles/Jars • Newspaper • Aluminum Cans • Plastic Bottles • Glass Bottles/Jars • Magazines • Cardboard
Lilburn	1,853 Households (40%)	Contract w/ Robertson Sanitation	<ul style="list-style-type: none"> • Newspaper • Aluminum Cans • Plastic Bottles • Glass Bottles/Jars • Steel food cans
Norcross	2,990 Households (100% - Mandatory)	Contract w/ Advanced Disposal	<ul style="list-style-type: none"> • Newspaper • Aluminum Cans • Plastic Bottles • Glass Bottles/Jars • Cardboard
Snellville	4,755 Households (80%)	Contract w/ Robertson Sanitation	<ul style="list-style-type: none"> • Newspaper • Aluminum Cans • Plastic Bottles/Jugs #1 & #2 • Glass Bottles/Jars • Magazines • Ferrous Metal
Sugar Hill	3,851 Households (80%)	Contract w/ Robertson Sanitation	<ul style="list-style-type: none"> • Newspaper • Aluminum Cans • Plastic Bottles • Glass Bottles/Jars • Cardboard
Suwanee	Available to 3,604 Households (Unknown %)	Open Free Market System	<ul style="list-style-type: none"> • Newspaper • Aluminum Cans • Plastic Bottles • Glass Bottles/Jars
Unincorporated Gwinnett County	148,430 Household (80%)	Franchise agreements 1. A to Z Waste Service, Inc. 2. Advanced Disposal 3. Allied/BFI 4. Atlanta Waste Industries 5. Quality Waste Services 6. Red Oak Sanitation 7. Sanitation Solutions 8. Southern Sanitation 9. Superior Waste Services 10. United Waste Service 11. Waste Management of Atlanta	<ul style="list-style-type: none"> • Aluminum Cans • Steel Food Cans • Glass Bottles/Jars • Newspaper • Plastic Bottles #1 & #2

Source: Solid Waste Plan Survey of Cities conducted by GC&B, 2006

Table 3 – 2. Commercial Curbside Collection, 2005 – Plan Jurisdictions

Jurisdiction	Percentage of Participating Businesses	Operated By	Materials Accepted
Berkeley Lake	N/A		
Dacula	10%	City contract with private hauler	<ul style="list-style-type: none"> • Newspaper • Aluminum Cans • Plastic Bottles • Glass Bottles/Jars
Duluth	100% Businesses	Contract w/ United Waste	<ul style="list-style-type: none"> • Aluminum Cans • Cardboard • Glass Bottles/Jars • Plastic Bottles
Grayson	N/A		
Lawrenceville	N/A		
Lilburn	Unknown %	Contract w/ Robertson Sanitation	<ul style="list-style-type: none"> • Cardboard
Norcross	Unknown %	Contract w/ Advanced Disposal	<ul style="list-style-type: none"> • Cardboard
Snellville	10%	Contract w/ United Waste	<ul style="list-style-type: none"> • Cardboard
Sugar Hill	50%	Contract w/ Robertson Sanitation	<ul style="list-style-type: none"> • Newspaper • Aluminum Cans • Plastic Bottles #1 & #2 • Glass Bottles/Jars • Cardboard
Suwanee	Unknown % Businesses	Open Free Market System	<ul style="list-style-type: none"> • Unknown
Unincorporated Gwinnett County	Unknown % Businesses	Franchise agreements 1. A to Z Waste Service, Inc. 2. Advanced Disposal Services 3. Allied/BFI 4. United Waste Service 5. Waste Management of Atlanta	<ul style="list-style-type: none"> • Cardboard

Source: Solid Waste Plan Survey of Cities conducted by GC&B, 2006

All local governments in the planning area offer curbside recycling programs through contracts or franchise agreements with waste haulers with the exception of the City of Suwanee. Residents and businesses in the City of Suwanee may contract with 8 private companies for sanitation services including recycling.⁴ The cities of Sugar Hill, Lilburn and Duluth offer free curbside recycling to residents (included in the existing waste collection fee).⁵ The cities of Berkeley Lake and Norcross have mandatory residential recycling and Norcross is further developing its commercial recycling programs.⁶

In addition, GC&B provides a junk car removal assistance program. There are 2 major scrap metal dealers operating in Gwinnett County that provide additional assistance for the recovery of metal from these automobiles.

Although specific data on the amount of tons diverted from the municipal solid waste stream as a result of local government curbside recycling efforts is not available, Table 3 – 3 presents one way to consider this effect. It shows the impact of Unincorporated Gwinnett County’s curbside recycling collections from 1992 through 2005 based on Quarterly Hauler Reports. This data shows that residential curbside recycling has remained steady over the 14 year period comprising about 9%-10% of the total residential waste stream, while commercial curbside recycling has hovered around 2% but increased to comprise over 4% of the total commercial waste stream in 2004 and 2005.

Table 3 – 3. Residential and Commercial Curbside Collections, 1992-2005 – Gwinnett County

	Residential Collections				Commercial Collections			
	Total Tons	Average # of Customers	Recyclables Tons	Recyclables as % of Total	Total Tons	Average # of Customers	Recyclables Tons	Recyclables as % of Total
1992	108,742	65,753	4,377	4.0%	199,468	5,019	4,377	2.2%
1993	102,058	67,879	7,179	7.0%	224,532	6,159	7,179	3.2%
1994	127,153	79,036	9,735	7.7%	276,578	6,725	6,326	2.3%
1995	159,858	81,998	10,622	6.6%	240,051	7,524	4,719	2.0%
1996	125,615	87,953	11,167	8.9%	271,262	7,729	6,061	2.2%
1997	126,184	93,532	12,639	10.0%	218,981	8,749	5,234	2.4%
1998	130,701	96,631	12,096	9.3%	301,195	9,141	6,293	2.1%
1999	143,847	100,565	12,154	8.4%	311,026	8,456	5,185	1.7%
2000	179,738	106,788	12,418	6.9%	389,615	9,388	4,310	1.1%
2001	176,952	107,792	13,309	7.5%	424,235	9,988	7,094	1.7%
2002	152,308	110,421	15,634	10.3%	396,770	9,711	7,479	1.9%
2003	166,600	115,093	16,022	9.6%	387,298	11,217	8,183	2.1%
2004	169,485	121,767	17,443	10.3%	379,247	11,424	16,018	4.2%
2005	177,294	518,782	16,686	9.4%	404,642	29,001	17,417	4.3%

Source: Gwinnett County Solid Waste Collection/Disposal Reports provided by GC&B, Quarterly Hauler Reports, 1992 – 2005

Combined, curbside recycling in Unincorporated Gwinnett County reduced the total municipal solid waste stream (581,936 tons) by 5.9% in 2005 (or 34,103 tons of recyclable materials). This figure represents only a portion of the State’s overall reduction goal but local government-sponsored curbside recycling represents only one type of recycling activity.

Commercial Recycling

Collection of recyclables from businesses and industries by authorized trash collection companies, as presented in Table 3 – 2, represents only a small portion of the recycling by business, government and industry in the planning area. Many private sector companies provide recyclables collection services for business and industry.

The vast majority of commercial recyclable materials are paper products such as cardboard, newspaper, magazines and office paper. These are collected in the planning area by private vendors such as SP Recycling, Pratt Industries, Rock-Tenn and Carastar who re-process the paper products.

Further, many of the national corporations identified in Section 1 Introduction with significant corporate presence in Gwinnett County have extensive internal corporate recycling programs. Again, these recycling programs are targeted at paper products and usually involve collections from one of the aforementioned private vendors.

Nonetheless, capturing complete data on the amount of recycling, especially in the commercial sector, continues to be a challenge in Georgia. The actual impact of commercial recycling on the commercial waste stream is unknown.

3.1.2.1.2 Drop-Off Recycling Services and Facilities

In addition to the curbside recycling collection listed above, individuals and businesses may drop off material at over 141 locations in Gwinnett County. Table 3 – 4 shows the local government drop-off recycling service locations at city halls within the planning area, all of which accept aluminum cans only.

Table 3 – 4. Local Government Drop-Off Recycling Opportunities – Plan Jurisdictions

Location Name	City	Type
City of Berkeley Lake	Berkeley Lake	Aluminum Cans
City of Buford	Buford	Aluminum Cans
City of Dacula	Dacula	Aluminum Cans
City of Duluth	Duluth	Aluminum Cans

Source: Recycling Facility Inventory Study conducted by GC&B, 2006

School Drop-Off Locations

Table 3 – 5 lists the 107 public and private schools in the planning area that provide recycling drop-off locations. These services, coordinated by GC&B, are primarily located at public schools and, therefore, are included as local government programs. SP Recycling provides collection services to these school drop-off locations, predominantly collecting newspaper and office paper. In addition to the individual schools, the Gwinnett County Board of Education has a drop-off recycling location in Lawrenceville that also accepts newspaper, which SP Recycling also services.

Table 3 – 5. School Drop-Off Recycling Opportunities – Plan Jurisdictions

Location Name	City	Type
Alcova Elementary School	Dacula	Newspaper, Office Paper
Alford Elementary PTA	Lawrenceville	Newspaper, Office Paper
Altons Crews Middle School	Lawrenceville	Newspaper, Office Paper
Annistown Elementary School	Lithonia	Newspaper, Office Paper
Arcado Elementary School	Lilburn	Newspaper, Office Paper
BB Harris Elementary School	Duluth	Newspaper, Office Paper
Beaver Ridge Elementary School	Norcross	Newspaper, Office Paper
Benefield Elementary School	Lawrenceville	Newspaper, Office Paper
Berkeley Lake Elementary School	Duluth	Newspaper, Office Paper
Berkmar High School	Lilburn	Newspaper, Office Paper
Berkmar Middle School	Lilburn	Newspaper, Office Paper
Bethesda Elementary School	Lawrenceville	Newspaper, Office Paper
Britt Elementary School	Snellville	Newspaper, Office Paper
Brookwood Elementary School	Snellville	Newspaper, Office Paper
Brookwood High School	Snellville	Newspaper, Office Paper
Buford High School	Buford	Newspaper, Office Paper
Camp Creek Elementary School	Lilburn	Newspaper, Office Paper
Cedar Hill Elementary School	Lawrenceville	Newspaper, Office Paper
Centerville Elementary School	Snellville	Newspaper, Office Paper
Central Christian	Lawrenceville	Newspaper, Office Paper
Central Gwinnett High School	Lawrenceville	Newspaper, Office Paper
Chattahoochee Elementary School	Duluth	Newspaper, Office Paper
Collins Hill High School	Suwanee	Newspaper, Office Paper
Cooper Elementary School	Loganville	Newspaper, Office Paper
Corley Elementary School	Lawrenceville	Newspaper, Office Paper
Craig Elementary School	Lawrenceville	Newspaper, Office Paper
Creekland Middle School	Lawrenceville	Newspaper, Office Paper
Dacula Elementary	Dacula	Newspaper, Office Paper & Magazines
Dacula High School	Dacula	Newspaper, Office Paper
Dacula Middle School	Dacula	Newspaper, Office Paper
Dr MH Mason Elementary School	Duluth	Newspaper, Office Paper
Duluth High School	Duluth	Newspaper, Office Paper
Duluth Middle School	Duluth	Newspaper, Office Paper
Duncan Creek Elementary School	Hoschton	Newspaper, Office Paper
Dyer Elementary School	Lawrenceville	Newspaper, Office Paper
Five Forks Middle School	Lawrenceville	Newspaper, Office Paper
Fort Daniel Elementary School	Dacula	Newspaper, Office Paper
Freeman's Mill Elementary School	Lawrenceville	Newspaper, Office Paper
Glen C. Jones Middle School	Buford	Newspaper, Office Paper
Grayson Elementary School	Grayson	Newspaper, Office Paper
Grayson High School	Loganville	Newspaper, Office Paper
Grayson High School	Loganville	Plastic Bottles #1, #2

Location Name	City	Type
Gwin Oaks Elementary School	Lawrenceville	Newspaper, Office Paper
Gwinnett Tech	Lawrenceville	Newspaper, Office Paper
Harbins Elementary School	Dacula	Newspaper, Office Paper
Harmony Elementary School	Buford	Newspaper, Office Paper
Head Elementary School	Lilburn	Newspaper, Office Paper
Hopkins Elementary School	Lilburn	Newspaper, Office Paper
Ivy Creek Elementary School	Buford	Newspaper, Office Paper
JP McConnell Middle School	Loganville	Newspaper, Office Paper
Kanoheda Elementary School	Lawrenceville	Newspaper, Office Paper
Knight Elementary School	Lilburn	Newspaper, Office Paper
Lanier Middle School	Buford	Newspaper, Office Paper
Lawrenceville Elementary School	Lawrenceville	Newspaper, Office Paper
Lilburn Elementary School	Lilburn	Newspaper, Office Paper
Lilburn Middle School	Lilburn	Newspaper, Office Paper
Louise Radloff Middle School	Duluth	Newspaper, Office Paper
Magill Elementary School	Loganville	Newspaper, Office Paper
Maxwell High School	Lawrenceville	Newspaper, Office Paper
McKendree Elementary School	Lawrenceville	Newspaper, Office Paper
Meadowcreek Elementary School	Norcross	Newspaper, Office Paper
Meadowcreek High School	Norcross	Newspaper, Office Paper
Mill Creek High School	Hoschton	Newspaper, Office Paper
Minor Elementary School	Lilburn	Newspaper, Office Paper
Monarch School	Duluth	Newspaper, Office Paper
Mountain Park Elementary School	Lilburn	Newspaper, Office Paper
Nesbit Elementary School	Tucker	Newspaper, Office Paper
Norcross Elementary School	Norcross	Newspaper, Office Paper
Norcross High School	Norcross	Newspaper, Office Paper
North Gwinnett High School	Suwanee	Newspaper, Office Paper
Norton Elementary School	Snellville	Newspaper, Office Paper
Oakland School	Lawrenceville	Newspaper, Office Paper
Osborne Middle School	Hoschton	Newspaper, Office Paper
Parsons Elementary School	Suwanee	Newspaper, Office Paper
Partee Elementary	Snellville	Newspaper, Office Paper
Peachtree Elementary	Norcross	Magazines
Peachtree Elementary	Norcross	Phone Books
Peachtree Elementary School	Norcross	Newspaper, Office Paper
Peachtree Ridge High School	Suwanee	Newspaper, Office Paper
Pharr Elementary School	Snellville	Newspaper, Office Paper
Phoenix School	Lawrenceville	Newspaper, Office Paper
Pickneyville Middle School	Norcross	Newspaper, Office Paper
Primrose of Suwanee	Suwanee	Newspaper, Office Paper
Providence Christian Academy	Lilburn	Newspaper, Office Paper
Richard Hull Middle School	Duluth	Newspaper, Office Paper

Location Name	City	Type
Richards Middle School	Lawrenceville	Newspaper, Office Paper
Riverside Elementary School	Suwanee	Newspaper, Office Paper
Rockbridge Elementary School	Norcross	Newspaper, Office Paper
Rocksprings Elementary School	Lawrenceville	Newspaper, Office Paper
Shiloh Elementary School	Snellville	Newspaper, Office Paper
Shiloh High School	Snellville	Newspaper, Office Paper
Shiloh Middle School	Snellville	Newspaper, Office Paper
Simonton Elementary School	Lawrenceville	Newspaper, Office Paper
Simpson Elementary School	Norcross	Newspaper, Office Paper
Snellville Middle School	Snellville	Newspaper, Office Paper
South Gwinnett High School	Snellville	Newspaper, Office Paper
Sugar Hill Elementary School	Norcross	Newspaper, Office Paper
Summerour Middle School	Buford	Newspaper, Office Paper
Susan Stripling Elementary School	Norcross	Newspaper, Office Paper
Suwanee Elementary School	Suwanee	Newspaper, Office Paper
Sweetwater Middle School	Buford	Newspaper, Office Paper
Sycamore Elementary School	Lawrenceville	Newspaper, Office Paper
Taylor, KE Elementary School	Sugar Hill	Newspaper, Office Paper
Trickum Middle School	Lawrenceville	Newspaper, Office Paper
Walnut Grove Elementary School	Lawrenceville	Newspaper, Office Paper
Wesleyan School	Suwanee	Newspaper, Office Paper
Winn Holt Elementary School	Buford	Newspaper, Office Paper

Source: Recycling Facility Inventory Study conducted by GC&B, 2006

Fire Station Drop-Off Locations

Table 3 – 6 lists the 24 fire station locations that have drop-off recycling services in the planning area. These locations comprise 24 of Gwinnett County’s 27 fire station sites. Most of the drop-off locations are coordinated by GC&B and serviced by SP Recycling and the American Kidney Foundation, which focuses on collecting aluminum cans, clothing and newspaper.

Table 3 – 6. Fire Station Drop-Off Recycling Opportunities – Plan Jurisdictions

Location Name	City	Type
Gwinnett Fire Station 01	Norcross	Newspaper
Gwinnett Fire Station 02	Lilburn	Aluminum Cans Clothing Newspaper
Gwinnett Fire Station 03	Lilburn	Aluminum Cans Clothing Magazines Newspaper
Gwinnett Fire Station 04	Norcross	Aluminum Cans Clothing

Location Name	City	Type
		Magazines Newspaper
Gwinnett Fire Station 05	Duluth	Newspaper
Gwinnett Fire Station 06	Lithonia	Aluminum Cans Clothing Newspaper
Gwinnett Fire Station 07	Duluth	Newspaper
Gwinnett Fire Station 08	Grayson	Aluminum Cans Newspaper
Gwinnett Fire Station 09	Lawrenceville	Clothing Newspaper
Gwinnett Fire Station 10	Lawrenceville	Aluminum Cans
Gwinnett Fire Station 11	Norcross	Aluminum Cans Newspaper
Gwinnett Fire Station 12	Snellville	Newspaper
Gwinnett Fire Station 13	Suwanee	Newspaper
Gwinnett Fire Station 14	Buford	Aluminum Cans Clothing Newspaper
Gwinnett Fire Station 15	Lawrenceville	Aluminum Cans Clothing Newspaper
Gwinnett Fire Station 16	Dacula	Clothing, Newspaper
Gwinnett Fire Station 17	Dacula	Clothing Newspaper
Gwinnett Fire Station 18	Dacula	Aluminum Cans Clothing Newspaper
Gwinnett Fire Station 19	Duluth	Aluminum Cans Clothing Newspaper
Gwinnett Fire Station 20	Lawrenceville	Clothing Newspaper
Gwinnett Fire Station 21	Suwanee	Clothing Newspaper
Gwinnett Fire Station 22	Lilburn	Newspaper
Gwinnett Fire Station 23	Norcross	Newspaper
Gwinnett Fire Station 25	Lilburn	Clothing
Gwinnett Fire Station 26	Sugar Hill	Clothing

Source: Recycling Facility Inventory Study conducted by GC&B, 2006

U.S. Post Office Drop-Off Locations

Table 3 – 7 shows the 5 U.S. Post Office locations with drop-off recycling services in the planning area. SP Recycling also provides collection for these locations and focuses on recycling paper materials.

Table 3 – 7. U.S. Post Office Drop-Off Recycling Opportunities – Plan Jurisdictions

Location Name	City	Type
Duluth Post Office	Duluth	Magazines Newspaper Phone Books
Lawrenceville North Post Office	Lawrenceville	Magazines Newspaper
Lawrenceville Post Office	Lawrenceville	Magazines Newspaper
Lilburn Post Office	Lilburn	Magazines Newspaper Phone Books
Suwanee Post Office	Suwanee	Newspaper

Source: Recycling Facility Inventory Study conducted by GC&B, 2006

The various drop-off recycling locations are somewhat anonymous. Their use and effectiveness, in terms of amount of waste diverted from the municipal solid waste stream, is unknown.

3.1.2.2 Recycling Facilities

Recycling facilities engage solely in the storage, processing, resale or reuse of materials that have been diverted from landfills. Recovered materials processing facilities are considered those recycling operations that, due to the solid waste generated by processing at the facility, require a state permit to ensure compliance with all laws and regulations relating to such solid waste. There are no permitted operating material recovery facilities in the planning area.⁷

Table 3 – 8 shows the recycling facilities that primarily serve the residential waste sector. It is followed by Table 3 – 9 listing commercial recycling facilities which focus on the commercial and industrial waste sector and may be closed to the public. The tables list recycling facilities in close proximity to the planning area as they are likely to draw materials from a multi-county region. In both tables, those materials preceded with an asterisk indicate buy-back provisions involving payments to the waste donor or supplier.

Table 3 – 8. Residential Recycling Facilities – Regional Proximity

Name & Owner/Operator	Location(s)	Materials Accepted (* Buy Back)
American Paper Recycling	Tucker Lawrenceville	Aluminum Cans Corrugated Cardboard Magazines Metal Scrap Mixed/office paper Newspaper Paperboard Phone Books Plastic Bottles #1, #2 Plastics #1, #2 - Non Bottles Plastics #3 - #7 (All Configurations) Photographic & Medical Film Silver Recovery
Blaze Recycling	Norcross	Aluminum Cans Microwaves Steel cans (magnetic)
Caraustar Paper Recycling	Doraville	Corrugated Cardboard Magazines Mixed/Office Paper Newspaper Paperboard Phone Books
Newell Recycling	Doraville	Aluminum Cans Auto Metal Metal Scrap (All)
Recycling Bank of Gwinnett	Duluth	* Aluminum Cans Books Corrugated Cardboard Glass Bottles Junk Mail Magazines * Mixed/Office Paper * Newspaper Paperboard Phone Books Plastic Bottles #1, #2 Steel cans (magnetic)
Regional Recycling	Gainesville	Aluminum Cans Metal Scrap (All)
Snellville Recycling Center	Snellville	Aluminum Cans Cardboard Glass Bottles Magazines Mixed/Office Paper Newspaper Car Batteries Paperboard Phone Books Plastic Bottles #1, #2 Scrap (All) Steel cans (magnetic) Carpet Pad Furniture

Name & Owner/Operator	Location(s)	Materials Accepted (* Buy Back)
		TVs/Stereos/Computers Appliances Yard Trimmings
Southern Refurb, Inc.	Lawrenceville	* Computers, printers, telephones and all hardware
SP Recycling	Lawrenceville	Aluminum Cans Corrugated Cardboard Glass Bottles Magazines Metals-Other Mixed/Office Paper Paperboard Phone Books Plastic Bottles #1, #2 Plastics #1, #2 - Non Bottles Plastics #3 - #7 (All Configurations)
Waste Eliminator/Team Recycling	Lilburn	Glass Bottles

Source: Recycling Facility Inventory Study conducted by GC&B, 2006

Table 3 – 9. Commercial Recycling Facilities – Regional Proximity

Name & Owner/Operator	Location	Materials Accepted (* Buy Back)
Atlantix Global Systems	Norcross	* Computers (Buy & refurbish servers)
Blaze Recycling	Lawrenceville	Aluminum Cans Appliances (white goods) Auto Metal Microwaves Scrap metal Steel cans (magnetic)
Canvas Systems	Norcross	Computers (Refurbish corporate IT systems, will accept some)
Lawrenceville Recycling Center	Lawrenceville	Cardboard Office Paper Mixed Paper
MicroSeconds, Inc. #2	Duluth	* Computers & peripherals

Name & Owner/Operator	Location	Materials Accepted (* Buy Back)
Pratt Industries	Norcross	Corrugated Cardboard * Paper * Paperboard
Southern Refurb, Inc.	Lawrenceville (commercial and residential)	* Computers, printers, telephones and all hardware
Waste Eliminator / Team Recycling	Lilburn	Glass Bottles Container Glass Plate Glass

Source: Recycling Facility Inventory Study conducted by GC&B, 2006

All facilities are drop-off locations but some may offer collection of recyclable materials by arrangement. The Recycling Bank of Gwinnett, Lawrenceville Recycling Center and Snellville Recycling Center are local government-sponsored recycling facilities; the other facilities are private concerns.

The Recycling Bank of Gwinnett, opened in 1986, is owned by Gwinnett County and operated by GC&B. The first public-private center of its kind in Georgia, it is a full-service buy-back single-stream recycling/intermediate processing center located at 4300 Satellite Boulevard in Duluth. The facility is staffed Monday through Thursday, 9:00 a.m. - 5:00 p.m. and Friday and Saturday, 9:00 a.m. - 4:00 p.m., but remains open to the public for drop-off recycling 24 hours/day. The Recycling Bank of Gwinnett accepts residential recyclable materials (as listed in Table 3 – 8) and commercial cardboard. It processes approximately 100 tons of material per day.

The Lawrenceville Recycling Center, co-located with the Republic Service Transfer Station on Seaboard Industrial Drive, accepts commercial drop-off accounts only. The facility is owned by Gwinnett County and operated by GC&B. It was established in 2006 to address gaps in commercial recycling opportunities. The facility functions as a modified single stream sorting and processing operation for dedicated and high percent mixed commercial waste loads targeting corrugated cardboard. It currently sorts and processes approximately 75-100 tons of cardboard per day.

The Snellville Recycling Center has residency restrictions for accepting yard waste and miscellaneous junk. But beyond this single restriction, none of the facilities have residence requirements or jurisdictional restrictions, accepting recyclable waste generated anywhere. As such, it is impossible to determine the amount of tons diverted from the solid waste stream, by planning area or plan jurisdiction, as a result of the residential and commercial recycling facilities.

3.1.2.3 Special Management Items

Some materials require special management due to toxic constituents or to prohibitions to combine the material with the general municipal solid waste stream. Special management items are not regulated as hazardous waste but it is prudent for a variety of reasons to prevent them from remaining in the municipal solid waste stream. Materials requiring special management can be organized in the following major categories:

- Electronics (i.e., televisions, computers, etc. with small amounts of heavy metals);
- Household Hazardous Waste (i.e., ignitable, corrosive, reactive or toxic household products such as cleaners, motor oil and pesticides);
- Batteries (all types, usually containing acid);
- White Goods (i.e., washing machines, refrigerators, etc. that are bulky and may hold Freon);
- Tires (prohibited from landfills as they do not biodegrade); and
- Other items.

The plan jurisdictions manage special materials through private sector collectors and recyclers. The special materials managed by the private sector are shown as italic text in Table 3 – 10 under Private Sector Recycling Programs to highlight its status and to prevent a duplication of the information in another table. All of these businesses provide drop-off recycling for the materials listed, some also collect recyclable materials under individual arrangements.

3.1.2.4 Private Sector Recycling Opportunities

Table 3 – 10 shows the 110 private businesses that have at least 252 drop-off locations primarily accepting residential materials for recycling and reuse. Since some of these businesses have multiple locations (as indicated) within the cities listed, there is actually more private sector recycling opportunities in or adjacent to the plan jurisdictions than the 252 drop-off sites.

Again, the italicized materials are ‘special management items’ as discussed above and are included in Table 3 – 10 to prevent a duplication of the information in another table. Several businesses (Atlantix Global Systems, Canvas Systems, and MicroSeconds, Inc. #2) are redundant with Table 3 – 9 that lists commercial recycling facilities. Those materials preceded with an asterisk indicate buy-back provisions involving payments to the waste donor or supplier.

Table 3 – 10. Private Sector Drop-Off Recycling Opportunities – Regional Proximity

Location Name	City	Materials Accepted (* Buy Back)
Acura Carland	Duluth	<i>Auto Batteries</i>
Advance Auto Parts (Multiple Locations)	Buford Dacula Duluth Lawrenceville Lilburn Norcross Snellville	<i>Auto Batteries</i> <i>Motor Oil</i> <i>Transmission Fluid</i>
Advanced Communications Solutions, Inc.	Norcross	<i>Rechargeable Batteries</i>
Atlanta Lation, Inc.	Lilburn	Newspaper
American Legion #251	Duluth	Newspaper
Appliance Connection	Norcross	<i>Rechargeable Batteries</i>
AT&T (Multiple Locations)	Buford Duluth Lawrenceville	Cellphones, PDAs <i>Rechargeable Batteries</i>
Atlanta Foam Recycle Center, Inc	Tucker	Styrofoam (packing peanuts)
Atlanta Journal-Constitution	Duluth Lawrenceville Snellville	Newspaper
Atlanta Light Bulbs	Tucker	<i>Computer Monitors</i> <i>Hazardous Waste - Other</i> <i>Rechargeable Batteries</i>
Atlantix Global Systems	Norcross	<i>Computers</i>
Auto-Fast Lube & Detail Center	Norcross	<i>Motor Oil</i>
AutoZone (Multiple Locations)	Buford Duluth Lawrenceville Lilburn Norcross Snellville	<i>Auto Batteries</i> <i>Motor Oil</i> <i>Transmission Fluid</i>
B&B Car Care Center	Lawrenceville	<i>Motor Oil</i>
Baranco Lincoln Mercury Inc.	Duluth	<i>Antifreeze</i> <i>Motor Oil</i> <i>Oil Filters</i>
Batteries Plus (Multiple Locations)	Duluth Snellville	<i>Auto Batteries</i> <i>Rechargeable Batteries</i>
Best Buy	Buford Duluth Snellville Stone Mountain Tucker	Cellphones, PDAs <i>Rechargeable Batteries</i> Toner, Cartridges

Location Name	City	Materials Accepted (* Buy Back)
Big 10 Tires (Multiple Locations)	Duluth Lawrenceville Lilburn Norcross Snellville	<i>Tires</i>
Boys and Girls Club	Lawrenceville	Newspaper
Bray's Auto Service	Snellville	<i>Antifreeze Transmission Fluid</i>
Bulldog Tire Company	Snellville	<i>Tires</i>
Canvas Systems	Norcross	<i>Computers</i>
Cartridge World	Duluth Lawrenceville Snellville Suwanee	Toner, Cartridges
Centerville Post Office	Centerville	Magazines
Circuit City (Multiple Locations)	Buford Duluth Snellville	Cellphones, PDAs <i>Rechargeable Batteries</i>
Cole's Service Station	Lilburn	<i>Motor Oil</i>
Collective Good International	Tucker	Cellphones, PDAs <i>Copiers, Printers, Fax Machine Rechargeable Batteries Toner, Cartridges</i>
Crews Auto Repair	Lawrenceville	<i>Antifreeze Motor Oil Transmission Fluid</i>
Discount Tire Co. (Multiple Locations)	Lawrenceville	<i>Tires</i>
Eurasian Motorsports Inc.	Duluth	<i>Antifreeze Brake Fluid Motor Oil Solvents Transmission Fluid</i>
Expert Tire	Snellville	<i>Tires</i>
FedEx Kinkos	Buford Duluth Lawrenceville Norcross Snellville Tucker	Styrofoam (packing peanuts)
Firestone Tire & Service Center (Multiple Locations)	Buford Duluth Lilburn Norcross Snellville	<i>Antifreeze Auto Batteries Oil Filters Tires Transmission Fluid</i>

Location Name	City	Materials Accepted (* Buy Back)
Give Center	Lawrenceville	Newspaper
Goodyear Auto Service Center #2126 and #2156	Lawrenceville	Tires
Goodyear Tire Service	Norcross	Auto Batteries
Green's Corner Auto Service CTR. #2	Norcross	Antifreeze
Gwin Christian Terrace	Lilburn	Newspaper
Gwinnett Daily Duluth	Duluth	Newspaper
Gwinnett Daily Lawrence	Lawrenceville	Newspaper
Gwinnett Place Nissan	Duluth	Antifreeze Motor Oil Oil Filters
Harold's Automotive Muffler Shop	Lawrenceville	Antifreeze Brake Fluid Motor Oil Transmission Fluid Auto Batteries
Hi Hope Lane Center	Lawrenceville	Newspaper
Hill's Ace Hardware	Loganville	Rechargeable Batteries
Hobby Mart	Norcross	Rechargeable Batteries
Home Depot (Multiple Locations)	Buford Dacula Duluth Lawrenceville Lilburn Loganville Norcross Snellville Suwanee	Rechargeable Batteries
Home Depot Landscape Store	Duluth Snellville	Rechargeable Batteries
Ingles #424 and #493	Dacula Loganville	Magazines Newspaper
Jake Johnsons Garage Inc.	Buford	Antifreeze Auto Batteries Motor Oil Transmission Fluid
Jiffy Lube (Multiple Locations)	Duluth Lawrenceville Lilburn Snellville Stone Mountain	Antifreeze Motor Oil Transmission Fluid

Location Name	City	Materials Accepted (* Buy Back)
Juan's Auto Service	Norcross	<i>Antifreeze Oil Filters Transmission Fluid</i>
Kauffman Tires (Multiple Locations)	Buford Duluth Lawrenceville Suwanee	<i>Tires</i>
Kroger (Multiple Locations)	Duluth Grayson Lawrenceville Lilburn Snellville	Film Plastic (Grocery Bags) Magazines Newspaper Phone Books
Kyle Krub Enterprises Inc.	Norcross	<i>Auto Batteries Transmission Fluid</i>
Lawrenceville Tire Company	Lawrenceville	<i>Antifreeze Auto Batteries Brake Fluid Motor Oil Oil Filters Solvents Transmission Fluid</i>
Lewis Tire & Auto Service	Lawrenceville	<i>Tires</i>
Lilburn Tire and Auto Service	Lilburn	<i>Tires</i>
Lowe's	Buford Lilburn Norcross Snellville Suwanee	<i>Rechargeable Batteries</i>
Lube 3000, Inc.	Lawrenceville	<i>Antifreeze Brake Fluid Motor Oil Oil Filters Solvents Transmission Fluid</i>
Metro Tire and Auto Center	Lawrenceville	<i>Tires</i>
MicroSeconds, Inc. #2	Duluth	* Computers and peripherals
Mobile Communications	Lawrenceville	<i>Rechargeable Batteries</i>
Mountain Park Ace Hardware	Lilburn	<i>Rechargeable Batteries</i>
Mr. Transmission (Multiple Locations)	Buford Duluth Lawrenceville Lilburn Snellville	<i>Motor Oil Transmission Fluid</i>
Nalley Shell Station	Norcross	Newspaper

Location Name	City	Materials Accepted (* Buy Back)
NAPA: Centerville Auto Center	Snellville	<i>Auto Batteries Motor Oil</i>
NAPA: Duluth Int'l Auto Service Inc.	Duluth	<i>Auto Batteries Motor Oil</i>
NAPA: G-K Tire & Automotive Inc.	Norcross	<i>Auto Batteries Motor Oil</i>
NAPA: Gunter Automotive Inc.	Lawrenceville	<i>Auto Batteries Motor Oil</i>
NAPA: Lilburn Auto Center	Lilburn	<i>Auto Batteries Motor Oil</i>
NAPA: Mike's Auto & Truck Service	Lilburn	<i>Auto Batteries Motor Oil</i>
NAPA: Parker's Service Center	Buford	<i>Auto Batteries Motor Oil</i>
NAPA: Rick's Automotive	Buford	<i>Auto Batteries Motor Oil</i>
NAPA: Snellville Auto Center	Snellville	<i>Auto Batteries Motor Oil</i>
NAPA: Tires Plus Total Car Care	Suwanee	<i>Auto Batteries Motor Oil</i>
National Tire & Battery	Duluth Lawrenceville Lilburn Norcross	<i>Tires</i>
Nextire of Suwanee LLC	Suwanee	<i>Tires</i>
North Georgia Battery & Alternator Co.	Buford	<i>Auto Batteries</i>
Office Depot	Duluth Lawrenceville Lilburn Norcross Snellville Suwanee	<i>Toner, Cartridges Electronics</i>
Office Max	Buford Cumming Duluth Suwanee Norcross	<i>Toner, Cartridges</i>
Pak Mail (Multiple Locations)	Lawrenceville Lilburn Loganville Snellville	<i>Styrofoam (packing peanuts)</i>
Parson's Ace Hardware	Duluth	<i>Rechargeable Batteries</i>
Pep Boys	Duluth Lawrenceville Lilburn Norcross Snellville Stone Mountain	<i>Antifreeze Auto Batteries Motor Oil Transmission Fluid Tires</i>

Location Name	City	Materials Accepted (* Buy Back)
Pratt Industries	Conyers	Paperboard
Precision Tune Auto Care	Duluth Lawrenceville Lilburn Snellville	<i>Antifreeze</i> <i>Motor Oil</i> <i>Oil Filters</i> <i>Transmission Fluid</i>
Publix Supermarket (Multiple Locations)	Dacula Duluth Lawrenceville Lilburn Loganville Norcross Snellville Suwanee Tucker	Film Plastic (Grocery Bags) Styrofoam (meat trays)
Q-Lube	Norcross	<i>Antifreeze</i>
Quality Import Services	Norcross	<i>Antifreeze</i>
Radio Shack (Multiple Locations)	Buford Duluth Lawrenceville Lilburn Norcross Snellville Suwanee Stone Mountain	<i>Rechargeable Batteries</i>
REI	Buford	Cellphones, PDAs
Remington Products Company	Lawrenceville	<i>Rechargeable Batteries</i>
S & S Ace Hardware	Buford	<i>Rechargeable Batteries</i>
Safety Kleen	Norcross	<i>Hazardous Waste-Other</i>
Sears at Gwinnett Place Mall	Duluth	<i>Tires</i>
Southern Refurb, Inc.	Lawrenceville	Cellphones, PDAs <i>Computers</i>
Staples	Buford Duluth Lawrenceville Snellville Suwanee Stone Mountain	<i>Computers, monitors, laptops, desktop printers, fax machines</i> <i>Toner, Cartridges</i> <i>Rechargeable Batteries</i>
Stone Mountain Car Care II	Stone Mountain	<i>Auto Batteries</i> <i>Motor Oil</i> <i>Transmission Fluid</i>
Suburban Tire Co.	Lawrenceville	<i>Tires</i>
Target (Multiple Locations)	Buford Duluth	<i>Rechargeable Batteries</i>

Location Name	City	Materials Accepted (* Buy Back)
	Lawrenceville Norcross Snellville Suwanee	
The UPS Store (Multiple Locations)	Buford Dacula Duluth Grayson Lawrenceville Lilburn Norcross Snellville Suwanee	Styrofoam (packing peanuts)
Tires Plus (Multiple Locations)	Duluth Suwanee Lawrenceville Lilburn Norcross	<i>Tires</i>
Tullis Metal	Buford	Aluminum Cans Auto Microwaves Scrap (All) <i>Televisions</i>
Value Village Thrift Store	Sugar Hill Tucker	Clothing
Valvoline Instant Oil Change (Multiple Locations)	Lawrenceville Duluth Suwanee	<i>Antifreeze</i> <i>Auto Batteries</i> <i>Motor Oil</i> <i>Oil Filters</i> <i>Transmission Fluid</i>
Verizon Wireless	Buford Duluth Lawrenceville Snellville Suwanee	Cellphones, PDAs
Voltex Batteries, Inc.	Norcross	<i>Auto Batteries</i>
Wal-Mart & Wal-Mart Supercenter (Multiple Locations)	Buford Duluth Lawrenceville Loganville Snellville Stone Mountain Suwanee Tucker	Film Plastic (Grocery Bags) <i>Rechargeable Batteries</i>
Whitley's Garage	Lawrenceville	<i>Motor Oil</i> <i>Transmission Fluid</i>
Wishes 4 Me Foundation	Lawrenceville	Newspaper
Workbench Ace Hardware	Lawrenceville Norcross	<i>Rechargeable Batteries</i>

Source: Recycling Facility Inventory Study conducted by GC&B, 2006

Some residents in the planning area may choose to frequent a business location near their place of employment or home that is outside of the planning area but contained in the private sector drop-off recycling list due to proximity. Again, data on the amount of recycled material diverted from the planning area waste stream is unknown.

3.1.2.5 Nonprofit Recycling Services

Table 3 – 11 lists the 47 churches and 1 nonprofit organization (ReBoot) with recycling locations or services in or adjacent to the plan jurisdictions. Since all locations are drop-off centers, some residents in the planning area may choose to use their member church or a church location in proximity to their home, even though it may be outside of the planning area. SP Recycling provides recycling services to these church drop-off locations, primarily collecting newspaper.

Table 3 – 11. Nonprofit Drop-Off Recycling Opportunities – Regional Proximity

Location Name	City	Type
All Saints Lutheran Church	Lawrenceville	Magazines
All Saints Lutheran Church	Lilburn	Magazines, Newspaper
Annistown Road Baptist Church	Lithonia	Newspaper
Berkmar United Methodist Church	Lilburn	Newspaper
Cannon United Methodist Church	Snellville	Newspaper
Central Baptist Church	Lawrenceville	Newspaper
Chestnut Grove Baptist Church	Grayson	Newspaper
Christ the Lord Lutheran	Lawrenceville	Newspaper
First Baptist Church of Buford	Buford	Newspaper
First Baptist Church of Grayson	Grayson	Newspaper
First Baptist Church of Lawrenceville	Lawrenceville	Newspaper
First United Methodist Church of Buford	Buford	Newspaper
Friendship Baptist Church	Duluth	Newspaper
Good Shepherd Presbyterian Church	Lilburn	Newspaper
Gravel Springs Baptist Church	Buford	Newspaper
Grayson United Methodist Church	Grayson	Newspaper
Greater Atlanta Christian School	Norcross	Newspaper
Harmony Grove UMD	Lilburn	Newspaper
Hebron Baptist Church	Dacula	Magazines, Newspaper
Lawrenceville Methodist Church	Lawrenceville	Newspaper
Lawrenceville Presbyterian Church	Lawrenceville	Magazines
Lawrenceville Presbyterian Church	Lawrenceville	Newspaper

Location Name	City	Type
Level Creek Alliance Church	Suwanee	Newspaper
Lilburn Alliance Church	Lilburn	Newspaper
Mountain Park First Baptist Church	Stone Mountain	Newspaper
Mountain Park United Methodist Church	Stone Mountain	Magazines
Mountain Park United Methodist Church	Stone Mountain	Newspaper
Norcross First United Methodist Church	Norcross	Newspaper
New Hope Christian	Lawrenceville	Newspaper
Oak Road Lutheran	Lilburn	Newspaper
Peachtree Corners Baptist Church	Norcross	Newspaper
Pleasant Grove Baptist Church	Lawrenceville	Newspaper
Prospect United Methodist Church	Lawrenceville	Newspaper
Rock Springs United Methodist Church	Lawrenceville	Newspaper
Snellville United Methodist Church	Snellville	Newspaper
St James Lutheran	Lawrenceville	Newspaper
St John Neuman Catholic	Lilburn	Newspaper
St Lawrence Catholic	Lawrenceville	Newspaper
St Monicas Catholic	Duluth	Newspaper
St Oliver Plunkett	Snellville	Newspaper
St Patrick Catholic	Norcross	Newspaper
St. John Neuman Catholic	Lilburn	Magazines
Sugar Hill United Methodist Church	Sugar Hill	Newspaper
Voice of Faith Ministries	Lilburn	Newspaper
Walnut Grove Baptist Church	Stone Mountain	Newspaper
West Buford Baptist Church	Norcross	Newspaper
Zion Hill Baptist Church	Lilburn	Newspaper
ReBoot	Tucker	Computers Computer Monitors Copiers, Printers, Fax Machine

Source: Recycling Facility Inventory Study conducted by GC&B, 2006

Similar to other drop-off recycling programs, the amount of recyclable material diverted as a result of nonprofit recycling locations is unknown.

3.1.3 Reuse / Exchange Programs

The majority of the private organizations with reuse programs require that materials be in good working condition as a prerequisite of acceptance. All of the programs listed in Table 3 – 12 are drop off centers with the exception of the vehicle reuse program provided by the National Kidney Foundation of Georgia, which will tow the vehicle free of charge. Also, the Atlanta Community Toolbox will pick-up construction materials in addition to its drop-off service.

Table 3 – 12. Reuse / Exchange Programs – Plan Jurisdictions

Program	Location(s)	Material(s) Accepted
America's Thrift Store/American Family Foundation	Lawrenceville	<ul style="list-style-type: none"> • Appliances (White Goods) • Clothing • Construction Materials • Furniture • Vehicles
Atlanta Community Toolbox	Atlanta	<ul style="list-style-type: none"> • Construction Materials: Paint, Carpet, Household Cleaners, etc.
Dove's Nest Thrift Store	Lawrenceville	<ul style="list-style-type: none"> • Clothing • Furniture
Goodwill Industries of North Georgia	Buford Duluth Lawrenceville Lilburn Norcross Snellville	<ul style="list-style-type: none"> • Clothing
Habitat for Humanity	Stone Mountain	<ul style="list-style-type: none"> • Construction Materials (unused only) • Vehicles (Car, Truck, Boat, RV, etc.)
March of Dimes	Suwanee	<ul style="list-style-type: none"> • Cellphones, PDAs
Metro Laser	Tucker	<ul style="list-style-type: none"> • Printers, Fax Machines
MicroSeconds	Sandy Springs	<ul style="list-style-type: none"> • Computers, Printers, Monitors, Parts, and Software (performance restrictions)
National Kidney Foundation of Georgia	Atlanta	<ul style="list-style-type: none"> • Vehicles
Quinn House	Lawrenceville	<ul style="list-style-type: none"> • Appliances (White Goods)
Salvation Army	Lilburn	<ul style="list-style-type: none"> • Appliances (White Goods) • Clothing • Furniture

Source: Recycling Facility Inventory Study conducted by GC&B, 2006

3.1.4 Yard Trimmings Programs

The region's long growing season provides for the generation of significant amounts of yard waste, particularly from low density, single-family dwellings that are predominant in the planning area. Yard debris is prohibited from municipal solid waste landfills primarily due to volume considerations.⁸ The management of yard trimmings,

including grass, leaves, bush and small tree limbs, is thought to be best accomplished through the reuse of these materials in the natural landscape.

3.1.4.1 Mulching and Composting

Chipping the larger materials and using it as garden mulch and the composting of smaller debris are preferred management strategies. Composting is the decomposition of organic material such as leaves, grass and even vegetable-based food waste. It is a natural way to recycle these materials into a substance, that when mixed with soil, improves the soil structure and its ability to retain moisture and adds minerals and nutrients.

The plan jurisdictions approach the management of yard trimmings in related but slightly different ways. The cities of Dacula, Grayson and Suwanee do not have specific yard trimmings management programs but the remainder of the plan jurisdictions provide the following services and/or programs:

- Berkeley Lake: The City of Berkeley Lake occasionally provides drop-off events for yard waste, such as the Fall Earth Day Festival.⁹
- Duluth: The City of Duluth provides for the drop-off of yard trimmings at the City Public Works Facility in brown paper bags with a 'dumpster card', where it operates a composting facility.¹⁰
- Lawrenceville: The City of Lawrenceville offers free curbside collection of grass clippings and limbs for up to 10 bags, amounts greater than 10 bags incur a charge.¹¹ Lawrenceville operates a composting and mulching facility and offers free mulch for pick-up.¹²
- Lilburn: The City of Lilburn offers curbside collection of yard waste and limbs up to 12" in diameter and will chip limbs up to 10" in diameter, by arrangement.¹³
- Norcross: The City of Norcross offers curbside collection of yard waste¹⁴ and operates a composting facility.¹⁵
- Snellville: The City of Snellville offers curbside collection of yard waste, by arrangement, accepts it at the Snellville Recycling Center for city residents only and also encourages backyard composting.¹⁶ The City of Snellville also operates a composting facility.¹⁷
- Sugar Hill: The City of Sugar Hill picks up yard waste curbside, chips the material and offers free mulch to residents in approximately 11 cubic yard loads.¹⁸
- Unincorporated Gwinnett County: Gwinnett County encourages backyard composting through public awareness and education.¹⁹

3.1.4.2 Large Scale Composting

Composting and mulching activities were a major focus of Gwinnett's waste reduction strategy in the SWMP 1991, amended. A pilot program for the large scale collection and mulching of yard trimmings was conducted by Gwinnett County in late 1992. In addition, an economic feasibility study regarding the development of a large scale composting facility was completed in early 1994.

After reviewing the results of these studies, Gwinnett County determined that the cost was too high and the implementation was not feasible. In addition, many lessons have been learned from the operation of similar composting facilities in neighboring communities.²⁰

3.1.4.3 Christmas Tree Recycling - Bring One For the Chipper!

Gwinnett County, in partnership with GC&B and private sponsors, provides for the seasonal recycling of Christmas trees in addition to the yard trimmings activities mentioned above. GC&B encourages Gwinnett residents to bring Christmas trees to designated drop-off locations in the cities of Buford, Dacula, Duluth, Lawrenceville, Lilburn, Loganville, Norcross, Snellville and Suwanee. Many of the locations are Gwinnett County Fire Stations.

The Christmas trees are chipped into mulch, which is used to beautify public schools and parks. Annually, Gwinnettians recycle one out of every three Christmas trees recycled in Georgia. Since 1984, this program has diverted more than 1 million Christmas trees from landfills.²¹

3.1.4.4 Yard Trimmings Landfill Facilities

Table 3 – 13 shows the landfill facilities that accept yard trimmings within proximity to the planning area. Although the plan jurisdictions offer a variety of programs, much of the plan area's yard waste is not recovered for composting and mulching and finds its way to the type of facilities listed below.

Table 3 – 13. Yard Trimmings Landfill Facilities – Regional Proximity

Owner/ Operator	Location	Sector Served	Material(s) Accepted
81 Inert Landfill	Loganville	All	Grass, leaves, dirt, limbs, stumps, trees
Kent Rock Road Inert Landfill	Loganville	All	Grass, leaves, dirt, limbs, stumps, trees
County Line Recycling	Tucker	All	Grass, leaves, dirt, limbs, stumps, trees *Mulch available free
JAE Landfill	Forsyth	All	Grass, leaves, dirt, limbs, stumps, trees

S & W Inert	Buford	All	Grass, leaves, dirt, limbs, stumps, trees
-------------	--------	-----	--

Sources: Recycling Collection Programs Available in Gwinnett, Recycling Facility Inventory Study conducted by GC&B, 2006; P2AD, Waste Reduction, Reuse & Recycling...Resources for Residential Renovators; and Yard Waste Landfills, www.gwinnettch.org/HTML174.phtml

The proliferation of inert landfills in the planning area and the current practice of disposing yard waste in such landfills have deterred the increased diversion and beneficial use of these materials. In addition to the Inert Landfills listed in Table 3 – 13, there are 674 Inert Disposal Facilities in Gwinnett County permitted by the State (Appendix F). The lone exception is S & W Inert, which is listed above and appears in on the Inert Disposal Facilities Inventory in Appendix F.

Most of the 674 Inert Facilities are located in developing subdivisions and receive debris generated on-site as a result of the building process. However, 674 permitted facilities is a vast number of sites and tracking this impact on waste management is monumental.

3.1.5 Education and Coordination

Educational efforts increase awareness of the need to reduce, reuse, recycle and compost. In 1991 Gwinnett County appointed GC&B as the county’s Recycling/Waste Reduction Coordinator. All local governments in the planning area encourage waste reduction through web-based information and all coordinate recycling education by linking to the GC&B website.

While education programs will be fully examined in Section 7 Education and Public Involvement, a brief list of GC&B’s education, public awareness and coordination programs specific to waste reduction and recycling opportunities include:

- Producing and making available a facilities and services directory that lists recycling facilities and local shops that purchase or sell used items;
- Providing convenient access to information on recycling, backyard composting, reclamation of building materials for use by residents and household hazardous waste;
- Serving as a clearinghouse for on-going research to reduce waste, including industry-based waste reduction techniques;
- Providing technical assistance to businesses that are developing waste reduction programs; and
- Establishing incentives or awards for all sectors for participation in waste reduction activities.

3.1.6 Disaster Debris

The planning jurisdictions currently do not have a contingency strategy for managing disaster debris, including procedures for waste reduction or diversion. Debris from previous waste generating disasters was disposed at landfills of unknown type and location, while white goods were disposed according to federal, state and local laws. ²²

Gwinnett County, however, is in the early stages of exploring the development of a Comprehensive Debris Management Plan and expects to include all plan jurisdictions via an intergovernmental agreement. The plan is expected to pre-identify haulers and landfills and include debris separation and recycling contingencies, among other factors. The Comprehensive Debris Management Plan is estimated to be completed in late 2008 or early 2009. ²³

3.2 Assessment of Waste Reduction and Recycling Programs

The following waste reduction and recycling program assessment examines whether the programs target the appropriate waste generating sectors and/or waste stream components to support achievement of the State's per capita municipal solid waste stream disposal reduction goal and reduction targets for commonly recycled materials.

3.2.1 Waste Generating Sectors

The planning jurisdictions' waste reduction and recycling programs target the municipal waste stream to include residential and commercial waste generating sectors only. Table 3 – 14 shows which sector each program targets.

Table 3 – 14. Waste Reduction and Recycling Programs and Primary Sector– Planning Area

Programs	Sector(s) Targeted	
	Residential	Commercial
Curbside Collection	X	X
Drop Off Locations	X	
Church Drop Off	X	
Private Sector Drop Off	X	
Recycling Centers	X	X
Reuse/Exchange	X	X
Yard Trimming	X	X
Education & Coordination	X	X

By far the majority of waste reduction and recycling programs in the plan area target the residential generating sector, although there seems ample opportunity for commercial waste reduction too. All of the programs presented in the Plan Update include opportunities for residential recycling, while 5 of the total 8 target the commercial sector also.

3.2.3 Waste Stream Components

The State-wide waste reduction targets are applied to specific components of the municipal solid waste stream, those that are considered commonly recyclable materials. A simple frequency analysis of the recycling opportunities available in the planning area for commonly recycled materials is presented in Table 3 – 15. It shows the frequency of opportunities to recycle these components through local government curbside collection programs, local government sponsored drop-off programs, residential recycling centers, commercial recycling centers, private sector drop-off locations and church/nonprofit drop off locations.

Table 3 – 15. Frequency of Opportunities for Commonly Recyclable Materials, 2005 – Plan Jurisdictions

	LG Curbside Collection Residents	LG Curbside Collection Commercial	LG Drop-Off Locations	Residential Recycling Centers	Commercial Recycling Centers	Private Sector Drop-Off Locations	Church & Nonprofit Drop-Off Locations	Total
Corrugated Cardboard	3	6		5				14
Ferrous Metal	4			6	1	2		13
Newspaper	11	2	131	4		13	43	204
Office Paper			104		1			105
Magazine/ Glossy	3		7	5		3	6	24
Mixed Paper (Other)			3	5	1	2		11
Glass (Clear, Amber & Green)	11	3		4				18
Non-Ferrous Metal								
Steel Cans								
Plastic Bottles #1 & #2	11	3	1	4	1			20
Aluminum Cans	11	3	15	7	1			37
Total Number of Programs	11	8	141	10	7	110	48	446

Of the 11 local governments in the planning area, all provide some type of curbside collection of recycling. Two jurisdictions, Berkeley Lake and Norcross, have mandatory recycling programs but their self-reported participation shows less than 100% involvement. All residents have the opportunity to reduce newspaper, glass, plastic bottles and aluminum cans through local government sponsored curbside recyclable collection programs. This type of recycling program provides opportunities to also recycle magazines, cardboard and metal but does not affect office paper, non-ferrous metal and steel cans.

Eight of the 11 local governments provide curbside collection of recycling for commercial concerns. Cardboard has the most availability for collection, along with aluminum cans, plastic bottles, glass and newspapers.

Of the 141 local government sponsored drop-off locations, newspaper and office paper are by far the most frequently accepted commonly recyclable materials, with 131 and 104 opportunities, respectively. At a much smaller scale, recycling opportunities exist for aluminum cans, magazines, phone books and plastic bottles in this type of program. The church and nonprofit drop-off programs also primarily target newspaper (43 of the 48) with some opportunities for magazines and glossy circulars.

There are 10 recycling centers primarily serving the residential waste generating sector. At these centers, aluminum cans, metal, corrugated cardboard, magazines, mixed/office paper, newspaper, plastic bottles and glass, in that order had the highest opportunities for recycling. Of the 8 commercial recycling facilities, there is very little opportunity to reduce commonly recycled materials with only one site each for aluminum cans, cardboard, metal, paper and glass.

Additional single-stream recycling capacity for both residential and commercial waste would assist the planning area in providing further, future waste reduction opportunities. This processing capacity will become especially needed as the proposed modifications to unincorporated Gwinnett County's residential collection system are implemented (discussed in Section 4 Collections and Section 7 Education and Public Involvement). Gwinnett County is planning a new single stream recycling facility with the expected capacity to process 500 – 750 tons per day. It will process more than 35 types of materials including electronics and household hazardous waste. The facility is expected to be operational in 2009 and will include an on-site educational component involving process demonstrations and observation viewing.

The private sector recycling drop-off locations provide the most opportunities for newspaper recycling. This number (13) is still low compared to the total number of businesses offering this service (110 with 250 locations). At an even smaller scale, magazines, other ferrous metal and mixed paper are also targeted. This type of recycling program primarily targets special management items.

Newspaper is the most frequently targeted commonly recyclable material in the planning area programs. As a rough summary of the programs assessed:

- 204 separate opportunities exist for residents and commercial concerns to recycle newspaper;
- 105 recycling opportunities for office paper;
- 37 different opportunities for recycling aluminum cans;
- 24 programs target magazines;
- 20 target plastic bottles;
- 18 target glass;
- 14 target corrugated cardboard;
- 13 target ferrous metal; and
- 11 target mixed paper.

Table 3 – 16 compares the presence of commonly recyclable materials as a percentage of the municipal solid waste stream in 2005 (by weight) with the opportunity to recycle each material as a percentage of the total program opportunities (by frequency).

Table 3 – 16. Commonly Recycled Materials, 2005 – Plan Jurisdictions

Material	Percentage of Waste Stream by Weight	Percentage of Opportunity By Frequency
Corrugated Cardboard	9.60%	3.14%
Ferrous Metal	4.40%	2.91%
Newspaper	3.57%	45.74%
Office Paper	3.25%	23.54%
Magazine/Glossy	2.72%	5.38%
Mixed Paper (Other Recyclable)	2.55%	2.47%
Glass	4.40%	4.04%
Non-Ferrous Metal	1.13%	0.00%
Steel Cans	1.06%	0.00%
Plastic Bottles	1.62%	4.48%
Aluminum Cans	0.69%	8.30%

As seen in Section 2 and in Table 3 – 16, corrugated cardboard had the highest prevalence among commonly recyclable material in the plan jurisdictions' municipal solid waste stream in 2005. This presence was followed by ferrous metal and glass (all colors) by weight. Yet, the planning area programs provided opportunities to recycle

primarily targeted at newspaper, office paper, aluminum cans, magazines and glass. However, with the exception of non-ferrous metal and steel cans, the planning area programs align with the priority recyclable materials. In addition, it should be noted that the frequency of an opportunity to recycle does not relate to the amounts in tons actually diverted from the municipal solid waste stream.

3.3 Key Findings

The key findings, presented below, are based on citizen and stakeholder input to the planning process, the intensive field assessment undertaken by consultants, the study of best practices in other areas of the country, the Waste Disposal Analysis and the results of the assessment of waste reduction programs in the planning area. Key findings include:

- Neither the State nor the planning jurisdictions met their previous reduction goals, set in 1990 and 1991, respectively.
- Factors affecting the ability to control waste streams to meet reduction goals include:
 - 1) Voluntary nature of most recycling programs;
 - 2) Instability of recycling markets and value of materials;
 - 3) Lack of industry-wide assurances that collected recycling materials will be diverted from municipal solid waste landfills; and
 - 4) Out-of-state and out-of-jurisdiction waste entering local landfills distorts per capita reduction goals.
- Citizen and stakeholder input to the planning process reveals growing concerns related to waste reduction, in particular recycling and collection.
- Common recycling concerns identified by residents and stakeholders from business and industry include:
 - 1) Recycling is too complicated and too few items are collected.
 - 2) The cost for the collection of yard waste is increasing.
 - 3) There is evidence of increased litter and illegal dumping.
 - 4) There are too many trucks in neighborhoods.
 - 5) Trash cans and recycling bins are left at the curb every day of the week.

- The intensive study of the current curbside collection system in Gwinnett County, including curbside collection of recycling, and the examination of model programs from across the Nation resulted in the following findings:
 - 1) The collection system is burdensome, causing recycling to decline.
 - 2) Participation in curbside recycling has dropped from 68% to 30% of the county's residents.
 - 3) The amount of recyclables collected per household has decreased from 648 lbs. to 221 lbs. per year.
 - 4) Only 7 materials can be recycled, many communities across the Nation offer recycling for up to 30 items.
 - 5) Residents are uncertain of which 7 items are permitted in the recycling stream.
 - 6) Recycling bins are too small to adequately accommodate the recycling stream and they are too heavy to carry when full.²⁴
- The Georgia state-wide Waste Characterization Study discovered that the recyclables disposed in landfills state-wide had a total value to Georgia industries of \$250 million and that Georgia industry need these resources.²⁵
- By material, the value of the commonly recyclable materials disposed of in Georgia landfills includes:
 - 1) Aluminum cans = \$72 million;
 - 2) Plastic bottles = \$100 million;
 - 3) Cardboard = \$60 million; and
 - 4) Newspapers = \$25 million
- Waste reduction through product redesign and shifts in material durability are primarily under the control of market forces and national and/or statewide restrictions and incentives.
- The plan jurisdictions' efforts are primarily focused on providing waste reduction opportunities through recycling and reuse programs.
- The planning area programs provide ample opportunities for both the residential and commercial waste generating sectors to recycle.

- Commonly recyclable materials are not evenly targeted by the planning area programs.
- Although the planning area programs align with the priority recyclable materials, there may be opportunities to enhance the alignment in support of state-wide reduction targets, especially for corrugated cardboard.
- The private sector drop-off locations provide very little opportunity to recycle commonly recyclable materials but they do represent the single largest availability for recycling special management items and, as such, offer a valuable service to the planning area.
- Few opportunities exist for the recycling of electronics.
- Additional single stream recycling processing capacity will be needed.
- The Christmas tree recycling program has diverted more than 1 million trees from landfills since 1984.
- Data is not available to provide a comprehensive understanding of the amount of recyclable materials diverted from the municipal solid waste stream as a result of local government and private sector programs.
- However, Gwinnett County Quarterly Hauler Reports show that the amount of recyclable materials collected has remained steady over the 14 year period, comprising about 9-10% of the residential waste stream by weight and commercial curbside recycling has increased to over 4% of the total commercial waste stream by weight in 2004 and 2005.
- The numerous drop-off recycling programs present particular data issues since the locations are not staffed and accept waste from anywhere, including outside the planning area.
- Currently, there is not a disaster debris management plan but the planning jurisdictions anticipate completing one by 2009.

3.4 Needs and Goal

Waste reduction strategies are a priority of the plan jurisdictions and will continue to be a focus of solid waste management in the planning area. This focus can help align local recycling and reuse programs with local goals and the State's waste reduction goal and targets.

Waste Reduction Needs

Specific needs associated with waste reduction strategies include:

- Address citizen concerns and data availability issues, by expanding the number of recyclable items collected curbside in the planning jurisdictions and at the local government sponsored recycling facilities to include:

- | | |
|---------------------------|----------------------------------|
| 1) Newspapers & Inserts | 19) Paperback Books |
| 2) Cardboard Boxes | 20) Shopping & Lunch Bags- Paper |
| 3) Pizza Boxes | 21) Discarded Mail |
| 4) Kraft Paper | 22) Carbonless Forms-Paper |
| 5) Cereal Boxes | 23) Aluminum Beverage Cans |
| 6) Tissue Boxes | 24) Aluminum Baking Tins |
| 7) Paper Towel Cores | 25) Steel Food Containers |
| 8) Tissue Paper Cores | 26) Empty Aerosol Cans |
| 9) Computer Paper | 27) Glass Bottles & Jars |
| 10) Calendars | 28) Plastic Soda & Water Bottles |
| 11) School Papers | 29) Milk Jugs |
| 12) Magazines | 30) Plastic Detergent Bottles |
| 13) Shopping Catalogues | 31) Plastic Bottles # 3-7 |
| 14) Envelopes | 32) Clean Metallic Lids |
| 15) Paperboard | 33) Greeting Cards |
| 16) Paper Grocery Bags | 34) Aluminum Food Containers |
| 17) Soda & Beer Cartons | 35) Shoe Boxes |
| 18) Old Phone Directories | |

- Focus education programs on priority recyclable materials, especially corrugated cardboard, ferrous metal and glass.
- Design and construct a new single stream residential and commercial recyclables processing facility.
- Continue to monitor, evaluate and expand commercial recycling programs in the planning area.
- Continue to monitor and expand opportunities for electronics recycling.
- Monitor, evaluate and enhance opportunities for reuse and recycling of construction and demolition waste.
- Convene a work group of the Gwinnett County Recycling and Waste Reduction Coordinator and the Municipal Solid Waste Advisory Committee to determine how to address recycling data issues.
- Designate GC&B as Waste Reduction & Recycling Coordinator.
- Promote citizen participation in backyard composting.
- Minimize household hazardous waste through education and awareness.
- Monitor, evaluate and expand current drop off collection sites as needed.

- Monitor, evaluate and recommend changes for the separate collection of yard trimmings.
- Continue collection programs for the recovery and recycling of Christmas trees.
- Research, develop and stimulate markets for recyclables.
- Monitor, evaluate and expand current procurement policies and practices to enhance waste reduction.
- Provide clearinghouse and ongoing research for waste reduction.
- Engage the Gwinnett County Recycling and Waste Reduction Coordinator and the Municipal Solid Waste Advisory Committee in the development of the Comprehensive Debris Management Plan to ensure consistency with the State reduction goal and targets.

Waste Reduction Goal

The Plan Update goal for the Waste Reduction Element is to reduce the amount of solid waste received at disposal facilities.

Endnotes for Section 3 Waste Reduction Element

-
- ¹ O.C.G.A. § 12-8-21 (c) Georgia Comprehensive Solid Waste Management Act.
- ² www.p2ad.org.
- ³ O.C.G.A. § 12-8-22 (27) Georgia Comprehensive Solid Waste Management Act.
- ⁴ www.suwanee.com/cityservices/sanitationservices.php.
- ⁵ www.cityofsugarhill.com, www.cityofilburn.com, www.duluthga.net/dt/public_works/refuse.html.
- ⁶ www.norcrossga.net/utility-information.php.
- ⁷ www.gaepd.org/Documents/regcomm_lpb.html#sw.
- ⁸ O.C.G.A. § 12-8-40.2 Georgia Comprehensive Solid Waste Management Act.
- ⁹ www.berkeley-lake.com/content/view/448/125/.
- ¹⁰ Georgia Composting / Mulching Facilities, DCA Compost Infrastructure Study, 2001 and Solid Waste Management Survey and Full Cost Accounting Report, 2001, www.dca.state.ga.us/development/EnvironmentalManagement/programs/downloads/Iscomposting-2001.pdf.
- ¹¹ www.lawrencevillega.org/Departments/SanitationDepartment/tabid/72/Default.aspx.
- ¹² Georgia Composting / Mulching Facilities, DCA Compost Infrastructure Study, 2001 and Solid Waste Management Survey and Full Cost Accounting Report, 2001, www.dca.state.ga.us/development/EnvironmentalManagement/programs/downloads/Iscomposting-2001.pdf.
- ¹³ www.cityofilburn.com.
- ¹⁴ www.norcrossga.net/utility-information.php.
- ¹⁵ Georgia Composting / Mulching Facilities, DCA Compost Infrastructure Study, 2001 and Solid Waste Management Survey and Full Cost Accounting Report, 2001, www.dca.state.ga.us/development/EnvironmentalManagement/programs/downloads/Iscomposting-2001.pdf.
- ¹⁶ www.snellville.org/works/recycling.aspx.
- ¹⁷ Georgia Composting / Mulching Facilities, DCA Compost Infrastructure Study, 2001 and Solid Waste Management Survey and Full Cost Accounting Report, 2001, www.dca.state.ga.us/development/EnvironmentalManagement/programs/downloads/Iscomposting-2001.pdf.
- ¹⁸ www.cityofsugarhill.com.
- ¹⁹ Composting, www.gwinnettcounty.com.
- ²⁰ Gwinnett Clean & Beautiful, email 11/5/07.
- ²¹ www.gwinnettcb.org/HTML161.phtml.
- ²² Gwinnett County Office of Homeland Security & Emergency Management, Personal Communication 10/18/07.
- ²³ Gwinnett County Office of Homeland Security & Emergency Management, Personal Communication 10/18/07.
- ²⁴ A Study of Residential Solid Waste Collection in Gwinnett County, prepared for Gwinnett Clean & Beautiful by Gershman, Brickner and Bratton, Inc., 2007.
- ²⁵ DCA News Release: DCA Waste Characterization Study Unveiled: Household “Garbage” Holds Value As Raw Materials for Key Georgia Industries, 8/15/2005, www.dca.state.ga.us/DCAnews/PressReleaseDetailnet.asp?view=152.

Section 4

COLLECTION ELEMENT

Collection systems are one of the few places where controls on the waste stream can be exerted by local government in terms of financial assurance, collection schedules and materials collected. It is also the single point of interaction that many residences have with solid waste management. Collections systems, therefore, offer unique opportunities to affect solid waste management through voluntary or imposed behavioral changes. The goal of the Collection Element is to ensure the efficient, effective and environmentally sustainable collection of solid waste and recyclables in support of state-wide waste reduction goals for the planning period, 2005 - 2020.

4.1 Inventory of Collection Programs

The following inventory of collection programs presents residential and commercial collection services in the planning area, as well as the haulers providing those services.

A full inventory of the collection and disposition of recovered materials and recyclables is provided in Section 3 Waste Reduction Element, although the services provided by haulers for curbside collection of recyclable materials is included below. In addition, a full inventory and discussion of transfer stations including their use by private collectors can be found in Section 5 Disposal Element.

Table 4 – 1 shows the residential collection programs serving the plan jurisdictions. The majority of the planning area population, approximately 77%, lives in single-family residences.

About 80% of these households are served via curbside collection by a hauler. The remaining 20% of the households, approximately 20,000 homes, are without collection services. Multi-unit apartment and condominium waste is most often disposed in dumpsters or roll-off carts that also are serviced by haulers.

The residential collection inventory is followed by Table 4 – 2 showing the commercial collection programs serving the plan jurisdictions.

This is followed by Table 4 – 3 showing the haulers that provide collections in the planning area by jurisdiction and by residential and/or commercial sector served. This table also provides the haulers' address and describes the contractual arrangement in place.

Table 4 – 1. Residential Collection Programs – Plan Jurisdictions

Jurisdictions Served	Type of Collection	Collector	Program Description	# Served	Contractual Agreements
Berkeley Lake	Curbside	Private Hauler	Weekly: MSW, Recyclables, Bulky Items, Yard Trimmings, Storm Debris, Remodeling Materials	550	Contract w/ 2 Year Renewal
Dacula	Curbside	City Sanitation	Weekly: MSW, Bulky Items, Yard Trimmings, Storm Debris	1,200	N/A
Dacula	Curbside	Private Hauler	Weekly: Recyclables	Un-known	N/A
Duluth	Curbside	Private Hauler	Weekly: MSW, Recyclables, Bulky Items	7,000	Contract w/ Annual Renewal
Grayson	Curbside	Private Hauler	Weekly: MSW, Recyclables, Bulky Items, Yard Trimmings	700	Contract w/ 5 Year Renewal
Lawrenceville	Curbside	City Sanitation	Weekly: MSW, Recyclables, Bulky Items, Yard Trimmings, Storm Debris	7,969	N/A
Lawrenceville	Curbside	Private Hauler	Construction & Remodeling Materials	7,969	N/A
Lilburn	Curbside	Private Hauler	Weekly: MSW, Recyclables, Bulky Items, Yard Trimmings	2,415	Contract w/ 5 Year Renewal
Lilburn	Curbside	City	Storm Debris	2,415	N/A
Norcross	Curbside	Private Hauler	Weekly: MSW, Recyclables, Bulky Items, Yard Trimmings, Storm Debris	2,014	Contract w/ 5 Year Renewal
Norcross	Curbside	City	Yard Trimmings, Storm Debris	2,014	
Snellville	Curbside	Private Hauler	Weekly: MSW, Recyclables, Bulky Items, Yard Trimmings	6,623	Contract w/ 5 Year Renewal
Sugar Hill	Curbside	Private Hauler	Weekly: MSW, Recyclables, Bulky Items	5,400	Contract w/ 3 Year Renewal
Sugar Hill	Curbside	City	Yard Trimmings, Storm Debris, Remodeling Materials	5,400	N/A
Suwanee	Curbside	Private Haulers	Weekly: MSW, Recyclables, Bulky Items, Yard Trimmings, Storm Debris, Construction & Remodeling Materials	Un-known	Open, Free Market System based on Gwinnett County approved list of haulers
Unincorporated Gwinnett County	Curbside	Private Haulers	Weekly: MSW, Recyclables, Bulky Items, Yard Trimmings (at additional fee)	138,874	Non-Exclusive Franchise Agreements & Service Districts

Source: Solid Waste Plan Survey of Cities, Residential Collection, Conducted by GC&B, June 2006

Table 4 – 2. Commercial Collection Programs – Plan Jurisdictions

Jurisdiction Served	Type of Collection	Collector	Program Description	# Served	Contractual Agreements
Berkeley Lake	N/A				
Dacula	Dumpster /Roll Off	City	MSW, Recyclables	11	N/A
Duluth	Dumpster /Roll Off	Private Hauler	MSW, Recyclables		Contract w/ Annual Renewal
Grayson	N/A				
Lawrenceville	Dumpster /Roll Off	City Sanitation	MSW	1,436	N/A
Lilburn	Dumpster /Roll Off	Private Hauler	MSW, Recyclables	364	Contract w/ 5 Year Renewal
Norcross	Dumpster /Roll Off	Private Hauler	MSW, Recyclables	340	Contract w/ 5 Year Renewal
Snellville	Dumpster /Roll Off	Private Hauler	MSW, Recyclables	1,670	Contract w/ 5 Year Renewal
Sugar Hill	Dumpster /Roll Off	Private Hauler	MSW, Recyclables	160	Contract w/ 3 Year Renewal
Suwanee	Dumpster /Roll Off	Private Haulers	MSW, Recyclables	Un-known	Open, Free Market System
Unincorporated Gwinnett County	Dumpster /Roll Off	Private Haulers	MSW, Cardboard	7,507	Open, Free Market System

Source: Solid Waste Plan Survey of Cities, Commercial Collection, Conducted by GC&B, June 2006

Table 4 – 3. Haulers Operating in Planning Area

Jurisdiction(s) Served	Sectors Served ¹	Hauler Name(s)	Hauler Address	Arrangement
Berkeley Lake	R	Advanced Disposal	P. O. Box 439 Cumming, GA 30028	Operates under contract with city - 2008.
Dacula	R & C	City Sanitation Department	PO Box 400 Dacula, GA 30019	City Sanitation Department.
Duluth	R & C	United Waste	51 Patrick Mill Road, SW Winder, GA 30680	Operates under annual contract with city.
Grayson	R	Robertson	51 Patrick Mill Road, SW Winder, GA 30680	Operates under contract with city - 2007.
Lawrenceville	R & C	City Sanitation Department	70 South Clayton Street Lawrenceville, GA 30045	City Sanitation Department.
Lilburn	R	Robertson	51 Patrick Mill Road, SW Winder, GA 30680	Operates under contract with city - 2008.
	C	United Waste	51 Patrick Mill Road, SW Winder, GA 30680	Operates under contract with city - 2008.
Norcross	R & C	Advanced	P. O. Box 439 Cumming, GA 30028	Operates under contract with city - 2009.

Jurisdiction(s) Served	Sectors Served ¹	Hauler Name(s)	Hauler Address	Arrangement
Snellville	R	Robertson	51 Patrick Mill Road, SW Winder, GA 30680	Operates under contract with city - 2008.
	C	United Waste	51 Patrick Mill Road, SW Winder, GA 30680	Operates under contract with city - 2008.
Sugar Hill	R	Robertson	51 Patrick Mill Road, SW Winder, GA 30680	Operates under contract with city - 2007.
	C	United Waste	51 Patrick Mill Road, SW Winder, GA 30680	Operates under contract with city - 2007.
Suwanee	R & C	N/A	N/A	Residents & Businesses purchase service directly from Gwinnett County approved list-see below.
Unincorporated Gwinnett County	R	Republic/ United Waste	51 Patrick Mill Road, SW Winder, GA 30680	Haulers are permitted by the County
	R	Allied Waste/BFI	75 Curtis Road Lawrenceville, GA 30045	
	R	Atlanta Waste	2340 Pleasantdale Road Atlanta, GA 30340	Non-exclusive Franchise Agreements
	R	A to Z Waste	(770) 979-7316	
	R	Quality Waste	P. O. Box 1777 Gainesville, GA 30503	7 Service Districts
	R	Red Oak Sanitation	PO Box 1777 Gainesville, GA 30503	Residents purchase service directly from list of approved haulers
	R	Sanitation Solutions	1735 Buford Highway Cumming, GA 30041	
	R	Southern Sanitation	P.O. Box 815 Grayson, GA 30017	
Unincorporated Gwinnett County	C	Advanced Disposal	P. O. Box 439 Cumming, GA 30028	Haulers are permitted by the County
	C	Allied Waste/BFI	75 Curtis Road Lawrenceville, GA 30045	Businesses purchase service directly from list of approved haulers
	C	Arrow Waste	P.O. Box 920365 Norcross, GA 30010	
	C	Evergreen Waste	1492 North Blair Bridge Road, Austell, GA 30168	
	C	J.C. Roadrunner	190 Hickory Springs Industrial Drive Canton, GA 30115	
	C	Jimmy Harris Trucking	8163 Old Atlanta Highway Covington, GA 30014	
	C	United Waste Services	51 Patrick Mill Road, SW Winder, GA 30680	
	C	Waste Management of Atlanta	1243 Beaver Ruin Road Norcross, GA 30093	

Jurisdiction(s) Served	Sectors Served ¹	Hauler Name(s)	Hauler Address	Arrangement
	C	Waste Pro/Dump All Services	3021 Atlanta Highway Suite 107 Athens, GA 30606	
	C	211 Waste Disposal	1392 Highway 211, NE Winder, GA 30680	

¹R = Residential Sector; C = Commercial Sector

Source: Solid Waste Plan Survey of Cities, Residential and Commercial Collection, Conducted by GC&B, June 2006

4.2 Assessment of Collection Programs

Residential waste collection in the planning area is a combination of public and private systems established under several different service arrangements. Levels of services vary among the planning jurisdictions, as does cost for services. There are some concerns with the current collection systems and options for their modification are offered.

4.2.1 Service Arrangements

Service arrangements for residential and commercial waste collection vary from jurisdiction to jurisdiction and, to some extent, between the sectors served. Services are provided under a blend of non-exclusive franchise agreements, local government contracts, public utility programs and free-market subscriptions.

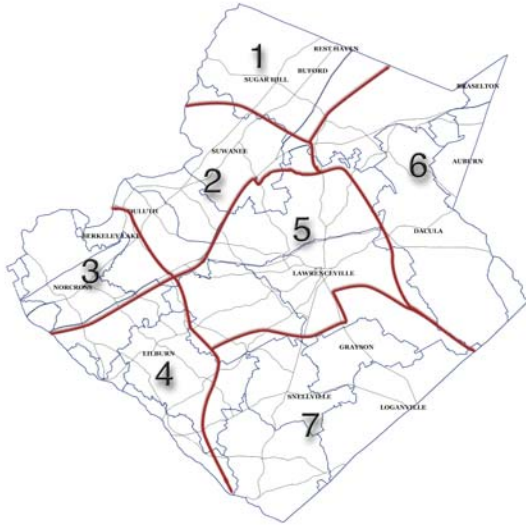
4.2.1.1 Franchise Agreements

In unincorporated Gwinnett County residential collections are provided by private sector haulers, permitted by the county under non-exclusive franchise agreements. The County currently has 8 permitted collectors with non-exclusive franchise agreements for collecting residential solid waste in 7 service districts, shown in Map 4 – 1.

Gwinnett County requires haulers providing residential collections to meet a specific set of standards in the franchise agreements. The standards pertain to insurance, adequate equipment, financial responsibility, proof of proper disposal and minimum level of service.

Superimposed upon the county's service districts are the service areas of the 10 cities in the planning area. Within these limits the cities have complete jurisdiction to establish and control solid waste collection systems.

Map 4 – 1. Existing Solid Waste Residential Collection Districts, 2006 – Unincorporated Gwinnett County



4.2.1.2 Local Government Contracts

Seven of the 10 cities contract with private haulers to collect residential waste. These include the Cities of Berkeley Lake, Duluth, Grayson, Lilburn, Norcross, Snellville and Sugar Hill. Residential service contracts range from annual renewals (Duluth), to 2 and 3 year renewal arrangements (Berkeley Lake and Sugar Hill, respectively) and 5 year contracts (Grayson, Lilburn, Norcross and Snellville).

Five cities also contract with private haulers to collect commercial waste including Duluth, Lilburn, Norcross, Snellville and Sugar Hill. The commercial contracts are for the same duration as the residential contracts in these cities.

Berkeley Lake and Grayson provide no arrangements for the collection of commercial waste.

4.2.1.3 Public Utility Programs

Dacula and Lawrenceville participate directly in the collection of residential and commercial wastes through the city sanitation departments.

4.2.1.4 Free-Market Subscriptions

Unincorporated Gwinnett County and the City of Suwanee are not directly involved with the provision of residential or commercial collection services. Residences and businesses may select individual service subscriptions with Gwinnett County-approved haulers.

4.2.2 Level of Service

The level of service is generally the same among jurisdictions but some variation is apparent. There is also variation between the types of waste collected. Weekly residential curbside collection of household waste is available in all planning jurisdictions.

Curbside collection of residential recyclables is available in all jurisdictions but may be offered on a weekly or every other week schedule. Bulky items also are collected curbside in all plan jurisdictions but may require individual pick-up arrangements and/or an additional fee.

For residences, yard trimmings are collected curbside in 10 of the jurisdictions, storm debris is collected in 8, construction debris is collected in 2 and remodeling materials are collected curbside in 4 jurisdictions. These collection services may also require special arrangements and/or fees.

The commercial waste stream is most often collected from dumpsters or roll off systems by a hauler using specialized waste collection trucks. Commercial services include collection of municipal solid waste and recyclables in Dacula, Duluth, Lilburn, Norcross, Snellville, Sugar Hill, Suwanee and unincorporated Gwinnett County. In Lawrenceville only commercial waste is collected.

4.2.2.1 Required Services - Self-Haul Behaviors

The cities of Dacula, Duluth, Lawrenceville, Lilburn, Norcross and Snellville require residential and commercial solid waste collection in their jurisdictions. Grayson requires residential collection but not commercial services. The unincorporated Gwinnett County service system is voluntary; homeowners and businesses may elect to not subscribe for waste or recycling collection services.

Self-haul of solid waste and recyclables can be expected to concentrate in jurisdictions where collection service is voluntary. Self-haul behaviors, therefore, may concentrate from residents in Berkeley Lake, Sugar Hill, Suwanee and unincorporated Gwinnett County, where it is believed about 20% of the households self-haul or illegally dump their waste.

Although collection services are required in certain cities, some businesses, such as contractors still commonly self-haul their waste. Other areas of expected self-haul of commercial waste based on voluntary collection services may include Berkeley Lake, Grayson, Sugar Hill, Suwanee and unincorporated Gwinnett County.

Where residential and commercial collection service is offered but not required, disposal is dependent on self-haul behaviors. There may be a correlation with self-haul behaviors and illegal dumping, since the convenience of curbside collection is absent and cost is directly connected with the act of disposal. The actual amount self-haul and illegal dumping cannot be determined with the current mechanisms for tracking collections.

4.2.3 Cost of Service

Table 4 – 4 shows a wide variation in cost for collection service arrangements in the cities. Snellville has no direct costs to residents, including the expense in other local government fees. Duluth sets a cost per bag on a pay-for-throw system to encourage waste reduction, as does Sugar Hill. Lawrenceville has the cheapest direct cost for service at \$7.00 per month, while Berkeley Lake, Dacula, Grayson and Norcross range around \$11.00 - \$12.00 per month.

Table 4 – 4. Monthly Residential and Commercial Collection Fees, 2006 – Planning Cities

	Residential Collection Fee	Commercial Collection Fee	Other Collection Fees
Berkeley Lake	\$11.74	N/A	
Dacula	\$10.00	\$20.00	\$17.50 Residential Bulky Items
Duluth	\$22.24 / 20 bags	\$51.80 / 2 yard bin	
Grayson	\$12.00	*	
Lawrenceville	\$7.00 & \$3.50 Seniors		
Lilburn	*	Volume Based	
Norcross	\$10.87	*	
Snellville	\$0.00	Per Service Level	
Sugar Hill	Pay for Throw or 90-Gallon Can	Per Service Level	
Suwanee	Varies	Unknown	

*Did not report

Source: Solid Waste Plan Survey of Cities, Residential and Commercial Collection, Conducted by GC&B, June 2006

Prices for residential collection service in unincorporated Gwinnett County also have wide variance. Table 4 – 5 shows the current charges for once per week subscription collection of residential trash including recycling and yard waste in the unincorporated area of the County as reported by the eight collectors.

Table 4 – 5. Monthly Fees by Collector, 2006 – Unincorporated Gwinnett County

	Collectors								Average Cost*
	A	B	C	D	E	F	G	H	
Trash & Recycling	\$18.00	\$13.00	\$18.00	\$16.95	\$15.33	\$15.00	\$14.87	\$19.61	\$16.11
Yard Waste Included	\$9.00	\$6.00	\$9.95	\$5.00	\$9.00	\$6.67	\$8.01		\$7.66
Both	\$18.00	\$22.00	\$24.00	\$26.90	\$20.33	\$24.00	\$21.54	\$27.62	\$23.05

Note: * Prices for recyclables collection are included in trash collection for all collectors. Prices of storage containers are an additional one-time fee for certain collectors
 Source: GC&B

Monthly prices range from \$13.00 - \$19.61 for trash collection and \$18.00 - \$27.62 for both trash and yard waste collection. Three of the haulers only service limited areas. For these three collectors, the prices range from \$13.00 - \$18.00 for trash collection and \$18.00 - \$24.00 for both trash and yard waste collection.

4.2.4 Concerns

The current residential collection system is generally working well for the cities with the exception of Suwanee and Duluth. The City of Suwanee is experiencing issues with too many trucks servicing the same neighborhoods. This issue is also present in the city's commercial collections. Concerns with noise accompany the multiple truck issue. In addition, the City of Duluth is experiencing problems with roll-off dumpsters in the commercial collection systems.¹

Although Duluth is not considering changes to their current system, the City of Suwanee is contemplating establishing a franchise collection system for both residential and commercial services to resolve the multiple truck and noise concerns. Since Suwanee does not contract with a private hauler and uses an open, free-market system for residents and businesses to purchase service subscriptions directly, there are no time constraints for the city to convert to a franchise system, if it chooses.²

The existing residential waste collection system has generally served the needs of unincorporated Gwinnett County in the past. With the substantial population growth, increasing density of homes and desire for more recycling options, concerns with the current non-exclusive franchise system are increasing as are the benefits that would be gained from modifications to this system.

The county's non-exclusive franchise collection is an open, free market system in that any collector may service the unincorporated county with a proper permit. The system began in July 1991, with three residential collectors, which quickly grew to eight

collectors today. The companies set market price and the average homeowner pays about \$24.18 per month.

GC&B estimates that 80% of the population is serviced by 6 collectors. Five of the 8 licensed companies service all 7 service districts, while some areas have less than 5 collectors from which to choose. This structure results in a minimum of 12 trucks per week driving through most neighborhoods in the county.

Although the total number of collectors has not fluctuated significantly over time, the number of service providers is expected to increase to approximately 20 collection companies in the future. With no mechanism to set service provision areas, market forces will drive collection companies to seek residential density creating further disparity in the distribution of service providers over the entire service area. In addition, the seven collection districts are not optimized or otherwise structured to ensure efficient collection routes and pricing for services. These issues, along with waste reduction targets and growing quality of life concerns expressed by citizens, led the Gwinnett County Board of Commissioners to request a review of the current residential collection system and recommendations for its improvement.

4.3 Residential Collection System Study, Unincorporated Gwinnett County

To support and guide the analysis of potential modifications to the current collection system in unincorporated Gwinnett County, an intensive study and stakeholder involvement process where begun in early 2006, as also discussed in Section 1 Introduction. The objective of the stakeholder involvement process, including more than 4,000 stakeholders, was to ensure that any proposed modifications to the current collection system directly address problems and needs identified by the citizens of the county.

4.3.1 Study Process

To this end, a professional research firm used a variety of survey tools to solicit citizen opinions on the existing collection system. Meetings with collection companies and other stakeholders provided insight into the issues facing the local waste industry marketplace. Community Forums were held in Suwanee, Dacula, Lawrenceville, Norcross and Stone Mountain to gain further insight and feedback. Details of this stakeholder process can be found in Appendix A. Stakeholder Meetings, Appendix B. Telephone & Web Survey Instruments and Appendix C. Citizen Comments.

The study process conducted in-field assessments and evaluated data and trends to assess the current collection system. It conducted a competitive assessment and best practices analysis of model programs. The best practices analysis investigated cutting edge policies and programs known to the nation's leading solid waste experts including activities in:

- Austin, Fort Worth and Collin County (Plano), Texas;
- Fairfax, Virginia;

- Montgomery County (Baltimore), Maryland;
- Denver, Colorado;
- Raleigh – Durham, North Carolina;
- Santa Monica, California;
- Cobb County, Georgia;
- Portland, Oregon;
- Nashville, Tennessee; and
- Palm Beach, Florida.

As a result of the intensive study and stakeholder involvement process, issues and needs were identified, options were evaluated and an implementation strategy was developed for modifications to the current collection system in unincorporated Gwinnett County.³

4.3.2 Issue Identification

Due to the growing population density and increasing competition among collectors, there are inefficiencies and other drawbacks with the current system. Issues identified during the study and by stakeholders include:

- The current collection system does not limit the number of collectors in a service area.
- The collection vehicles' routes are not likely to be optimized increasing their run times and fuel consumption.
- 80% of the population is serviced by 12 trucks per week in their neighborhood.
- Numerous haulers serve the same communities causing excessive traffic, vehicle emissions and air pollution.
- Too many trucks result in hydraulic fluid and garbage leaking onto streets and roadways and ending up in our streams.
- Collection days are not the same among the providers.
- Multiple collection days result in waste and recycling containers at the curb every day of the week, which is unsightly and looks trashy.
- Multiple collection days are confusing to the residents.
- Multiple set-outs throughout the week are considered unsafe.
- Citizens are not required to subscribe to collection services causing litter problems, increasing complaints of trash accumulations on private property and illegal dumping.
- Recycling bins are too heavy when full.

- Recycling is confusing with a limited number of materials accepted and special requirements for the set-out.
- Haulers do not enforce set-out requirements for fear of losing customers.
- Paying a flat fee for garbage does not provide incentive for recycling.
- Prices for collection have been increasing; currently, the average in the unincorporated area exceeds \$24/month. Municipalities in Gwinnett County pay approximately \$11 monthly for similar service.
- Cost for the collection of yard waste is increasing.
- The County cannot control where waste is disposed or recyclables are delivered by the private collectors leading to recyclables possibly not being recycled and flowing to locations where haulers choose to take it.

Table 4 – 6 shows how citizens believe the specific issues, listed above, are related to the larger sense of community and negatively affect quality of life in Gwinnett County.

Table 4 – 6. Quality of Life Concerns with Current Collection System

Impacts	Problems/Needs	Citizen Input
Safety & Health	20,000 homes have no service	Strongly support requiring service
Community Cleanliness	Litter/Illegal dumping continue	Abandoned trash is a problem
Community Livability	Increased traffic, emission, wear & tear on roads Property values impacted	Believe the County is moving in the wrong direction
Economic Vitality	Rising cost of service; declining recycling	Support cheaper option Strongly support more recycling

Source: GC&B, 2007

The lack of uniform service districts and standards creates duplication and higher costs for services. It also prevents the full realization of recycling opportunities. The multiple vehicles providing duplicative services results in unnecessary heavy truck traffic on local roadways and increased air emissions, noise and safety concerns.

4.3.3 Proposed Modifications to the Residential Collection System

To address the identified deficiencies with the current waste collection system and provide improvements, proposed options were developed and evaluated. This assessment resulted in a refined option for modifying the system of residential waste

and recyclables collection in the unincorporated area of Gwinnett County. Details of this option are presented below, which is expected to be ratified by the Board of Commissioners as part of the adoption of this Plan Update.

Highlights of the proposed collection system include:

- Exclusive franchise system;
- Competitive bid process;
- No more than 8 service districts;
- 1 company per district;
- No more than 3 districts per company;
- Once per week garbage pick-up collected in 95 gallon carts, 65 gallon carts for Seniors and people with physical impairments;
- Once per week recyclables collection of up to 35 items in 95 gallon carts;
- Once per week bulky item collection;
- Once per week yard waste collected in 95 gallon carts; and
- Citizens are required to have garbage and recycling collection.

Table 4 – 7 provides a specific comparison of the current collection system in unincorporated Gwinnett County with the proposed modifications.

Table 4 – 7. Key Elements of Current and Proposed Collection Systems

	Existing Collection System	Proposed Collection System
System Type	Non-Exclusive Franchise	Exclusive Franchise
Procurement Type	Annual renewal of License	Competitive Bid/RFP
Districts	7	8
District Procurement Limit	NA	Up to 3
Collectors Per District – Trash	Varies	1
Collectors	8 and Growing	4-8
Trucks Per Week Serving a Neighborhood (Trash, Recycling, Yard Waste, and Bulky Items)	12 in 80% of the areas according to GC&B	3
Frequency		

	Existing Collection System	Proposed Collection System
Trash	1/week	1/week
Recycling	1/week	1/week
Yard Waste	Extra Service	1/week
Bulky Items	1/week	1/week
Container		
Trash	Carts, cans, bags	95-gallon cart
Recycling	18 Gallon Bins	95-gallon cart
Yard Waste	Bags and Carts	95-gallon cart
Collection Type		
Trash	Manual and Semi-Automated	Manual, Semi-Automated or Automated
Recycling	Manual	Manual, Semi-Automated or Automated
Yard Waste	Manual and Semi-Automated	Manual, Semi-Automated or Automated
Bulky Items	Rear Load	Rear Load
Materials - Recycling	7 items	35 items
Recyclables Processing	County (GC&B) and Metro Atlanta	County (GC&B)
Yard Waste Processing	Limited or none	Limited or none
Required Residential Waste and Recycling Collection Participation	No	Yes
Yard Waste Collection Service	Yes, additional fee	Yes
Bulky Items Collection Service	Yes	Yes
Program Administration		County through Designee
Billing/Collection Responsibility	Collector	County
Senior Citizen and Physically Impaired Special Services and Discounts	Varies	Yes
Customer Service	Collector	Collector and County
Contract Duration	1 year, non-exclusive	7 years
Public Education	County through GCB	County through GCB

	Existing Collection System	Proposed Collection System
Waste Disposal Location Determined By and Paid By	Collector	Collector
Recyclables Processing Location Determined By	Collector	County

Source: GC&B, 2007

The proposed modifications are expected to provide more control on the collection and management of residential solid waste in unincorporated Gwinnett County, which comprised approximately 98% of the plan area’s total 1.2 million tons of municipal solid waste stream in 2005. It is also expected to provide more management control of recyclables and more market assurances for collectors.

4.3.3.1 Expanded Recyclables

Required collection of recyclables and an expanded number of recyclable items collected curbside and accepted at the Recycling Bank of Gwinnett play a significant role in the Plan Update’s strategy to manage the solid waste stream to support meeting the state-wide per capita waste reduction goal and targets.

Currently, the recyclables collected curbside include: 1) aluminum cans, 2) steel food cans, 3) glass bottles/jars, 4) newspaper and 5) plastic bottles/jars #1 & #2. The expanded list of recyclable items collected curbside and accepted at county-sponsored recycling facilities includes:

- | | |
|---------------------------|----------------------------------|
| 1) Newspapers & Inserts | 19) Paperback Books |
| 2) Cardboard Boxes | 20) Shopping & Lunch Bags- Paper |
| 3) Pizza Boxes | 21) Discarded Mail |
| 4) Kraft Paper | 22) Carbonless Forms-Paper |
| 5) Cereal Boxes | 23) Aluminum Beverage Containers |
| 6) Tissue Boxes | 24) Aluminum Baking Tins |
| 7) Paper Towel Cores | 25) Steel Food Containers |
| 8) Tissue Paper Cores | 26) Empty Aerosol Cans |
| 9) Computer Paper | 27) Glass Bottles & Jars |
| 10) Calendars | 28) Plastic Soda & Water Bottles |
| 11) School Papers | 29) Milk Jugs |
| 12) Magazines | 30) Plastic Detergent Bottles |
| 13) Shopping Catalogues | 31) Plastic Bottles # 3-7 |
| 14) Envelopes | 32) Clean Metallic Lids |
| 15) Paperboard | 33) Greeting Cards |
| 16) Paper Grocery Bags | 34) Aluminum Food Containers |
| 17) Soda & Beer Cartons | 35) Shoe Boxes |
| 18) Old Phone Directories | |

4.3.3.3 Anticipated Benefits

The proposed collection system will be implemented through a competitive procurement process, resulting in fewer haulers collecting in each service district, mandatory participation by residents in both waste and recyclables collection and an expanded menu of recyclable materials that would be acceptable. Other specific benefits can be anticipated including:

- Higher levels of customer service and waste management control.
- This control would be realized through a centralized customer service and call center and county-managed monitoring and enforcement to ensure quality of service and compliance.
- Consistency of service could be realized through established service standards, requirements and penalties for non-compliance.
- Lower collection costs could be realized since service districts are significantly larger and collectors are assured a larger customer base per service district.
- With centralized administration, collectors avoid billing costs, bad debt risk, and other administrative expenses and are assured steady cash flow resulting in their ability to offer lower collection pricing.
- Prices to residents are controlled through competitive procurement process and collectors awarded exclusive districts are assured of multiple year contract.
- With one collector per service district, vehicle traffic, emissions and noise associated with collection are greatly reduced.
- Collection is efficient and routing can be optimized.
- Neighborhoods would have same-day collection schedule.
- Expanded menu of recyclables acceptable for set-out, use of larger carts and mandatory participation would contribute to increased recycling rates.
- Required use of carts for trash storage would provide uniformity, promote greater application of automated collection throughout service districts and lead to less littering and enforcement issues.
- Potential for reduction in illegal dumping and reduction in self-hauler traffic by residents who previously did not subscribe for collection service.
- Enhanced recycling will divert increased quantities from the municipal solid waste stream and position Gwinnett County to better help meet the state-wide waste reduction goal and targets.

The proposed modification to unincorporated Gwinnett County’s residential collection system could produce cleaner, safer, healthier neighborhoods and make significant strides toward reaching the state-wide per capita reduction goal and targets. In addition, the proposed modification and possible demand for composting may help grow the small market for composting operations in the region.

4.4 Illegal Disposal / Littering

As discussed above, collection system arrangements such as the frequency of service, service requirements, cost and convenience of collections impact the incidence of illegal dumping and littering in a community. Illegal dumping and littering can mean the improper disposal of virtually any type of material including any discarded or abandoned refuse, rubbish, junk or other waste material.⁴ Open burning and burn barrels may be related to illegal dumping behaviors. They are a rare and isolated occurrence in the planning area, however, and are not considered an issue at this point.

Table 4 – 8 shows that most of the plan jurisdictions report that the frequency of illegal dumping has declined over the last 3 years. Sugar Hill reports an increase in occurrence, while Gwinnett County and Berkeley Lake report no change. The most frequently dumped items include household garbage, yard debris and appliances. The severity of the issue averages about 3 on a 10 point scale, with 1 being low and 10 high.

Table 4 – 8. Illegal Dumping, 2006 – Plan Jurisdictions

	Illegal Dumping Rating	Ordinance in Place	Change Over 3 Years	Items Dumped
Berkeley Lake	*	Yes	~	Grass, Leaves, Brush & Limbs
Dacula	2	Yes	↓	Appliances, Tires & Construction Materials
Duluth	3	Yes	↓	Appliances & Grass, Leaves, Brush & Limbs
Grayson	4	No	*	*
Lawrenceville	3	Yes	↓	Appliances, Tires Furniture & Household Garbage
Lilburn	5	Yes	↓	Appliances, Tires, Furniture, Construction Materials, Remodeling Materials, Household Garbage, Grass, Leaves, Brush & Limbs
Norcross	*	Yes	↓	Appliances, Furniture, Construction Materials, & Grass, Leaves, Brush & Limbs
Snellville	2	Yes	↓	Household Garbage & Grass, Leaves, Brush & Limbs
Sugar Hill	2	Yes	↑	Appliances, Furniture & Remodeling Materials

Suwanee	3	Yes	↓	Appliances, Tires, Furniture, & Grass, Leaves, Brush & Limbs
Unincorporated Gwinnett County	5	Yes	~	Appliances, Tires, Furniture, Construction Materials, Remodeling Materials, Household Garbage, Grass, Leaves, Brush & Limbs

~ About the same. * Did not report

Source: Solid Waste Plan Survey of Cities, Litter and Illegal Dumping, Conducted by GC&B, June 2006

Four cities report an increase in littering over the last 3 years, while 5 report a decline (Table 4 – 9). The severity of littering offenses is on average slightly higher than that for illegal dumping rating about 4 on a scale of 1 to 10, with 1 being low and 10 high.

Table 4 – 9. Litter, 2006 – Plan Jurisdictions

	Littering Rating	Ordinance in Place	Change Over 3 Years	Municipal Court for Littering & Property Maintenance Cases
Berkeley Lake	*	Yes	↑	Yes
Dacula	3	Yes	↓	Yes
Duluth	5	Yes	~	Yes
Grayson	4	Yes	↑	Yes
Lawrenceville	3	Yes	↓	Yes
Lilburn	5	Yes	↓	Yes
Norcross	3	Yes	↓	Yes
Snellville	3	Yes	↓	Yes
Sugar Hill	3	Yes	↑	Yes
Suwanee	7	Yes	↑	Yes
Unincorporated Gwinnett County	3	Yes	↓	Yes

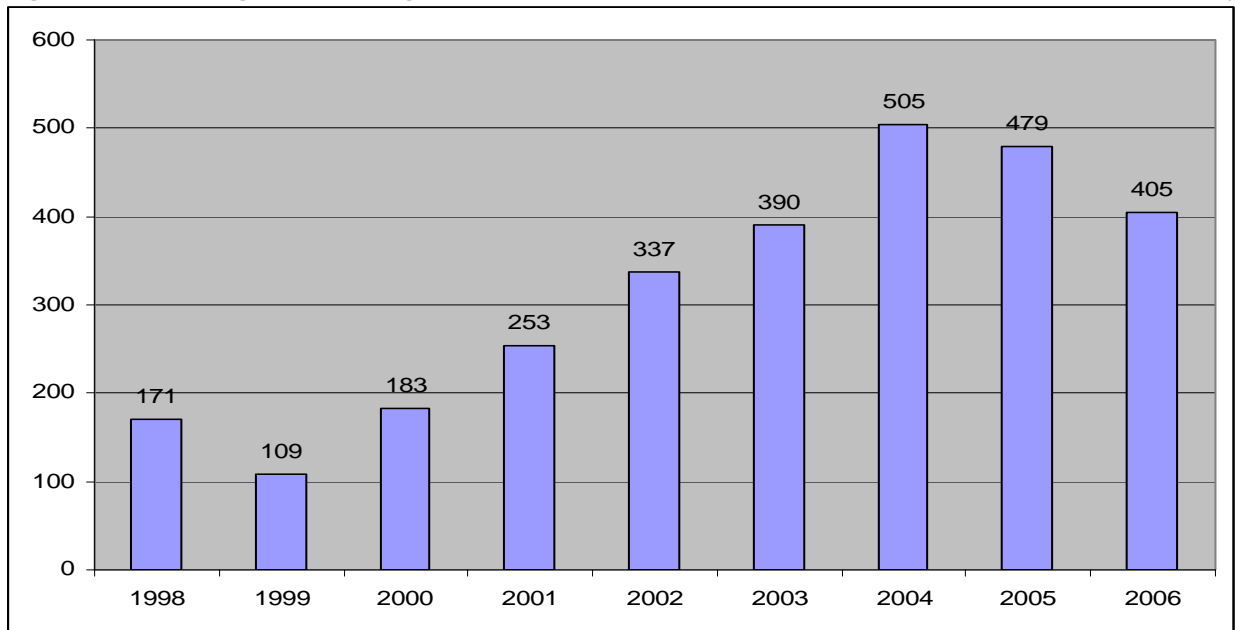
~ About the same. * Did not report

Source: Solid Waste Plan Survey of Cities, Litter and Illegal Dumping, Conducted by GC&B, June 2006

In unincorporated Gwinnett County, the frequency of illegal dumping has increased sharply since 1999, even though there has been a recent decline since a high in 2004. As seen in Figure 4 – 1, incidents of illegal dumping have increased from 109 in 1999 to 405 in 2006. According to GC&B, 30% of the Quality of Life Unit citations issued in 2006 were for garbage and litter. GC&B has also found National Research that indicates that littered neighborhoods reduce property values by 15%.

Gwinnett County has approached tracking litter through the use of a Litter Index tool. In 2000, a team of national experts for Keep America Beautiful selected Gwinnett County and GC&B to serve as a pilot for the development of the Litter Index. It is an assessment tool that estimates and monitors the prevalence of litter in a community or jurisdiction.

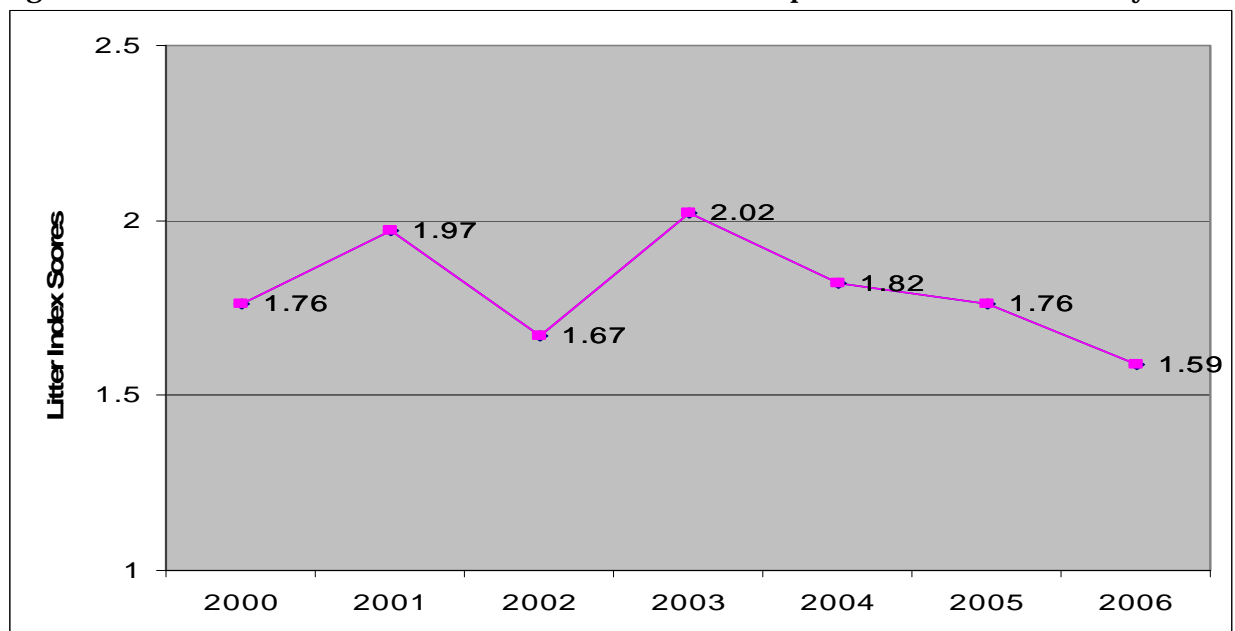
Figure 4 – 1. Illegal Dumping Incidents, 1998-2006 – Unincorporated Gwinnett County



Source: GC&B, 2006

Figure 4 – 2 shows the Litter Index from 2000 – 2006. A score of 1 means no litter at all was found in the community or area examined. A score of 2 equals a slightly littered condition, 3 equals a littered condition and 4 means the area is extremely littered.

Figure 4 – 2. GC&B Litter Index, 2000-2006 – Unincorporated Gwinnett County



Source: GC&B, email November 2007

In Gwinnett County, the Litter Index scores have varied somewhat each year but seem to hover at about 1.80. Gwinnett County was selected as 1 of 7 national pilot sites to field test this assessment tool. Final determination of its value in targeting litter education and enforcement actions, as well as its replicability to other communities, is continuing to be assessed.

All of the plan jurisdictions have ordinances in place to prevent or manage illegal dumping, except the City of Grayson. The illegal dumping ordinances are enforced through code enforcement officers, the police department or the Marshall's Office. All of the plan jurisdictions also have property maintenance ordinances in place, which are enforced through the same means. In addition, Gwinnett County has a litter ordinance and offenses are adjudicated in the county's environmental court.

Illegal dumping has significantly increased its financial burden on the County. According to GC&B, in 1990 the County spent \$100,000-\$200,000 on managing litter and illegal dumping, which increased to \$300,000-\$500,000 in 2005. Illegal dumping may be correlated to not having a mandatory curbside system for trash collection and/or sufficient monitoring and enforcement resources.

4.5 Contingency Strategies

In the Waste Stream Disposal Analysis conducted in Section 2, it was reported that the planning jurisdictions did not have disaster debris management plans in place at the time of the waste generating disasters discussed – a tornado in 1998 and 2 ice storms in 2000. These were isolated and severe storm events, the debris from which was collected by private haulers under contract with Gwinnett County. In addition to those acute situations, communities may experience any number of less severe storms, which require debris collections on a smaller scale.

Eight plan jurisdictions report storm debris collection as a service provided under their current collection arrangements (Table 4 – 1 Residential Collection Programs). There may be some opportunities, however, to better coordinate contingency strategies for interim collection of waste and storm debris, if the primary collection system becomes interrupted.

To this end, Gwinnett County is in the early stages of exploring the development of a Comprehensive Debris Management Plan and expects to include all plan jurisdictions via an intergovernmental agreement. The plan is expected to pre-identify haulers and provide for debris separation and recycling as well as include estimates of the time necessary to bring the contingency collection option(s) on line, if necessary. The Comprehensive Debris Management Plan is estimated to be completed in late 2008 or early 2009.⁵

4.6 Key Findings

The key findings presented below are based on the inventory of collection programs for the plan jurisdictions and an 18-month intensive study and stakeholder involvement

process of the residential collection system in unincorporated Gwinnett County. Key findings include:

- Collection systems are one of the few places where controls on the waste stream can be exerted by local governments offering unique opportunities to affect voluntary or imposed behavioral changes.
- All households in the plan area are served via curbside collection by a hauler.
- An estimated 20,000 households do not use residential curbside collection service.
- All businesses in the plan area are served by on-site commercial collection service.
- Residential and commercial waste collection in the planning area is a combination of public and private systems established under several service arrangements, with varying costs.
- The current residential collection system is generally working well for the cities with the exception of Suwanee.
- Suwanee is considering establishing a franchise collection system for both residential and commercial services to resolve having multiple trucks in the same neighborhood and the associated noise issues.
- The existing residential waste collection system has generally served the needs of unincorporated Gwinnett County in the past but as a result of intensive study and stakeholder involvement, major modifications to the current collection system in unincorporated Gwinnett County are needed.
- The new residential collection system in unincorporated Gwinnett County will be an exclusive franchise system awarded under competitive bid. It will require mandatory residential waste and recycling collection, which will be provided once per week. Bulky items and yard waste will also be collected once per week.
- An expanded number of recyclable items collected curbside and accepted at the Recycling Bank of Gwinnett will support meeting the state-wide per capita waste reduction goal and targets.
- Illegal dumping and littering is a prevalent but moderate issue with an increasing financial burden in the planning area.
- The plan jurisdictions have approached tracking litter through the development of a Litter Index that estimates and monitors the prevalence of litter in a community or area.
- All plan jurisdictions are experiencing growing problems with unlicensed roll-off companies.

- Gwinnett County is in the early stages of exploring the development of a Comprehensive Debris Management Plan, expected to be completed by 2009, which will include interim collection options if the primary systems are interrupted.

4.7 Needs and Goal

Modifications to unincorporated Gwinnett County's residential collection system, along with an appropriately focused education and public involvement program, is the central Plan Update approach for accomplishing local goals and helping to meet the state-wide waste reduction goal and targets.

The modifications are expected to provide more control on the collection and management of residential solid waste in unincorporated Gwinnett County. Although this is one of many jurisdictions in the Plan Update, it comprised approximately 98% of the plan area's total municipal solid waste stream (1.2 million tons) in 2005.

Collection Needs

General needs associated residential and commercial collection systems include:

- Determine the success of the new residential collection system in unincorporated Gwinnett County, including lessons learned, as soon as practical.
- Consider applying similar arrangements to commercial collections in unincorporated Gwinnett County, which according to quarterly hauler reports, comprise almost 70% of the county's total municipal solid waste stream.
- Share findings of lessons learned and other measures of success with the planning jurisdiction cities so they may consider adopting similar provisions, in particular the City of Suwanee.
- The plan cities should conduct ongoing residential and commercial collection administration consistent with jurisdictional solid waste programs and policies including but not limited to customer billing and receivables, contractor payments, service requests and complaints and managing customer changes.
- The plan cities should evaluate, monitor and adjust their residential and commercial collection programs as contracts expire to capture increased efficiencies, cost-effective service and waste reduction opportunities.
- Monitor, evaluate and enhance commercial waste and recyclable collection programs.
- Develop new local regulations for companies providing roll-off services.

- Engage the Gwinnett County Recycling and Waste Reduction Coordinator and the Municipal Solid Waste Advisory Committee in the development of the Comprehensive Debris Management Plan to pre-identify haulers and arrangements to bring a contingency collection system(s) on line, if necessary, including debris separation and recycling.

Implementation of the modified residential collection system will require substantial front-end planning and ongoing community education and program administration. Specific needs associated with establishing and implementing the new collection system include:

Districts and Routes

- Establish Gwinnett County's 8 Sub-County Areas (SCAs) for planning purposes as the basis for residential waste and recycling collection service districts to help ensure that fewer miles, less fuel consumption, lower vehicle wear and less labor per customer is realized.
- Plan and prepare contract requirements to provide for proper disposal capacity assurances.

Legal Framework

- Prepare and enact amendments to the Solid Waste Ordinance needed for program implementation including requirements for all residential property to participate in municipal waste and recyclables collection.
- Prepare competitive RFP / contract specifications and procurement documents.
- Determine how to adjust current customer agreements and transitions.

Program Administration

- Designate the program manager.
- Develop and implement new billing and tracking systems with Gwinnett County and Gwinnett County Tax Commissioner.
- Notify collection district customers and provide appropriate community information.
- Evaluate proposals, prepare and award contracts.
- Hire and train new staff or reassign and train some existing staff for program administration and contract management.

- Purchase any new equipment and software and/or arrange for any leases, offices, supplies and materials for program implementation.
- Plan and develop any new facilities and services needed for the program, such as the new single-stream recycling facility.
- Conduct ongoing administration including customer billing and receivables collections, pay contractors, handle service requests and complaints and manage customer changes.
- Monitor contractor compliance, enforce ordinances and contract terms, maintain records, conduct reporting and plan future needs and changes.

Monitoring and Enforcement

The various tools and protocol for monitoring and evaluating the residential collection system would be determined prior to its implementation. Once launched, the modified collection system would be regularly monitored and enforced. This is expected to include the following needs:

- Up to six inspectors will be needed for program monitoring and enforcement.
- Inspector personnel could be augmented by existing code enforcement staff.
- Inspectors will be the liaison between the collectors and residents.
- Inspectors will verify that citizen concerns are addressed for such items as missed collections, property damage, improper set-outs and contamination of recyclables with waste materials and/or placing recyclables in waste carts.
- The inspectors will conduct spot checks of recycling carts and provide rewards for carts with high volumes of recyclables.
- Complaints and complaint response and resolution, payments, recyclables recovery rates and other information would be monitored with information systems and business processes.
- Utilize the Litter Index to monitor and evaluate the modified collection system impact on the reduction of litter and illegal dumping.
- Monitor, evaluate and enhance residential collection systems as needed.

The system's effectiveness in meeting the County's vision and the state-wide goals will be measured using key benchmarks. Some adjustments to the system and its administration are to be expected and will be applied. Key benchmarks to assess the success of the collection system need to be put in place and may include:

- Prevalence of litter per Litter Index;
- Illegal dumping incidences;
- Recyclables set-out rate;
- Tons of recyclables, yard waste, metals and household waste per route, per collector, per day and in aggregate;
- Waste and recyclables composition;
- Recyclables processing recovery rate;
- Recycling rate per capita;
- Collector performance;
- Number of households served;
- Number of collector missed collections by collector;
- Number/cost of collector incidences for property damage; and
- Time for collector to close citizen complaints by incident type.

Collection Goal

The Plan Update goal for collections is to ensure the efficient, effective and environmentally sustainable collection of solid waste and recyclables in support of state-wide waste reduction goals for the planning period, 2005 - 2020.

The modifications to Gwinnett County's residential collection system and continued provision of current city collection systems, along with the appropriately focused education and public involvement programs, are expected to affect individual behaviors, improve system economics and reduce environmental impacts, while providing the benefits of a safer, cleaner, healthier, more livable community.

Endnotes for Section 4 Collection Element

¹ Solid Waste Plan Survey of Cities, Residential Collection, Conducted by GC&B in June 2006.

² Solid Waste Plan Survey of Cities, Residential and Commercial Collection, Conducted by GC&B in June 2006.

³ Residential Solid Waste Collection System: Summary and Recommendation, PowerPoint Presentation, Provided by GC&B, May 17, 2007.

⁴ O.C.G.A. § 16-7-42 Littering Public and Private Property.

⁵ Gwinnett County Office of Homeland Security & Emergency Management, Personal Communication 10/18/07.

Section 5

DISPOSAL ELEMENT

The Plan Update goal for solid waste disposal is to ensure that all solid waste treatment and disposal facilities meet or exceed local, state and federal requirements and are in place to meet the planning jurisdictions' needs for the planning period, 2005 - 2020. In order to achieve that goal, it is critical to examine current solid waste disposal systems, assess their adequacy and provide disposal capacity assurance for the course of the Plan Update.

5.1 Inventory of Disposal Programs

There is a wide variety and a surprising number of treatment and disposal facilities serving the plan jurisdictions and/or located in the planning area. The following inventory of disposal programs is based on state data of permitted facilities. It presents facilities accepting municipal solid waste, construction and demolition debris and inert materials as well as those functioning as transfer stations, on-site thermal treatment facilities, biomedical collection and treatment facilities, liquid waste processors and on-site processors. In addition, the inventory provides information on closed landfills in the planning area.

5.1.1 Municipal Solid Waste Facilities

The inventory of current municipal solid waste disposal facilities for waste that was generated in the planning area is provided in Table 5 – 1. The inventory identifies the location and ownership of the facilities, the tons of waste disposed by planning jurisdiction, remaining disposal capacity and expected life for each facility. The inventory of municipal solid waste facilities is followed by Table 5 – 2 listing the 7 closed landfills located in Gwinnett County. Currently, there are no facilities in the process of closing (in-closure) in the planning area.

5.1.1.1 Exported Waste

The inventory of municipal solid waste facilities shows there are 9 municipal solid waste disposal facilities that currently receive waste from the planning jurisdictions (Table 5 – 1). Only BFI's Richland Creek Road municipal solid waste landfill is actually located in the planning area; the remaining facilities are sited in outlying counties. This means the planning jurisdictions exported 913,506 tons of waste from the planning area or a little over 76% of the total 1.2 million tons generated in 2005.

Table 5 – 1. Municipal Solid Waste Disposal Facilities Receiving Waste from Plan Area, 2005 – Planning Jurisdictions

Facility Name ¹	Main Permit Number ²	County of Landfill ³	Physical Address ⁴	Owner/Operator ⁵	Remaining Capacity (Cubic Yards) 2005 ⁶	Years To Reach Capacity 2005 ⁷	Estimated Fill Date ⁸	Source Of Waste ⁹	Tons Disposed 2005 by Jurisdiction ¹⁰	Total Tons Disposed 2005 by Facility ¹¹
BFI-Hickory Ridge (MSWL)	044-048D (SL)	DeKalb	5691 South Richland Creek Rd Buford, GA 30518	Paul Barnett (770) 271-3575	1,077,350	2.0	1/7/2007	Gwinnett Co	18,208.76	18,208.76
BFI - Richland Creek Road MSWL	067-032D (SL)	Gwinnett	5691 South Richland Creek Rd Buford, GA 30518	Allied/BFI Jerry Hagan (770) 271-3575	20,441,201	17.0	4/17/2022	Gwinnett Co	287,929.36	287,929.36
Butts Co-Pine Ridge Recycling (MSWL)	018-008D (MSWL)	Butts	P O Box 44066 Atlanta, GA 30336	Timothy Laraway (770) 867-2499	36,948,250	35.0	8/26/2038	Gwinnett Co	11.50	11.50
Chambers - Bolton Rd (SL)	060-083D (SL)	Fulton	3001 South Pioneer Drive Smyrna, GA 30080	David Gibbons (404) 799-1047	83,735	3.0	7/6/2008	Gwinnett Co	175.41	175.41
Chambers R & B Landfill Site #2	006-009D (MSWL)	Banks	2236 Bolton Road, N.W. Atlanta, GA 30318	Waste Management David Gibbons (404) 799-1047	20,947,469	16.0	3/18/2021	Gwinnett Co Lawrenceville Norcross	481,912.29 65.27 1.28	481,978.84
Cherokee Co-Pine Bluff Landfill, Inc.	028-039D (SL)	Cherokee	13809 E. Cherokee Dr. Ball Ground, GA 30107	David Gibbons (404) 799-1047	51,533,426	35.0	8/22/2040	Gwinnett Co	544.32	544.32
Eagle Point Landfill	058-012D (MSWL)	Forsyth	8880 Old Federal Road Ball Ground, GA 30107	Advanced Disposal Felix A. Crawford (904) 737-7900	22,988,778	30.0	12/11/2034	Gwinnett Co <i>Berkeley Lake</i>	5,663.60	5,663.60
Republic Waste - Oak Grove MSWLF SR324	007-020D (SL)	Barrow	967 Carl Bethlehem Road Winder, GA	Republic Waste Timothy Laraway	4,274,000	4.0	1/26/2009	Dacula	63.96	406,897.57

Facility Name ¹	Main Permit Number ²	County of Landfill ³	Physical Address ⁴	Owner/Operator ⁵	Remaining Capacity (Cubic Yards) 2005 ⁶	Years To Reach Capacity 2005 ⁷	Estimated Fill Date ⁸	Source Of Waste ⁹	Tons Disposed 2005 by Jurisdiction ¹⁰	Total Tons Disposed 2005 by Facility ¹¹
			30680							
				(770) 867-2499				Duluth	4,030.37	
								Gwinnett Co	379,564.91	
								Lawrenceville	6,551.59	
								Lilburn	375.63	
								Norcross	200.13	
								Snellville	14,927.48	
								Sugar Hill	166.12	
								Suwanee	1,017.38	
								<i>Grayson</i>		
Polk Co - Grady Rd (SL)	115-008D (SL)	Polk	P O Box 268 Cedartown, GA 30125	Jim Bramblett (770) 749-2100	74,660	0.0	12/27/2005			26.21
								Gwinnett Co	26.21	
TOTAL DISPOSAL										1,201,435.57

Sources: Columns 1, 2, 3, 9, 10, and 11 - Calendar Year 2005 Tonnage from Gwinnett County (including Cities in Gwinnett County), EDP, Land Protection Division, email 10/11/07; Columns 4, and 5 - GC&B, Disposal Sites Data; Columns 6, 7 and 8 - 2005 Landfill Remaining Capacity, Gwinnett Co Rem Cap, EPD, Land Protection Division, email 10/22/07; Column 9 Italic Text - Self Reported in Solid Waste Plan Survey of Cities, Conducted by GC&B, June 2006

Table 5 – 2. Closed Landfills – Gwinnett County

Facility Name	Main Permit Number	Physical Address	Owner/Operator	Types of Waste Accepted	Date of Closure
Buford - Tuggle Greer Rd (L)	067-019D(L)	SW Tuggle Greer Rd, Buford	Early Biffle	Dry Trash Landfill	14-Jun-88
Buford - Peachtree Ind Blvd Ph 2 (SL)	067-030D(SL)	Mcever Rd Ns Pchtree Ind Blvd	Bobby Kerlin	Sanitary Landfill	16-Mar-89
Button Gwinnett - Arnold Rd Ph 1 (SL)	067-021D(SL)	70 Arnold Rd, Lawrenceville	Jay W. Powell	Sanitary Landfill	01-Aug-89
Button Gwinnett - Arnold Rd Ph 3 (SL)	067-037D(SL)	70 Arnold Rd, Lawrenceville	David Cieply	MSW	09-Feb-99
Sugar Hill - Appling Rd Ph 1 (SL)	067-016D(SL)	Appling Rd 1 mi N, Sugar Hill	Roberta Crabb	Sanitary Landfill	21-Jul-93
WMI - B J Landfill Ph 3 &4 (SL)	067-027D(SL)	Jones Mill Rd, Doraville	Ray Chewning	M SW	09-Apr-99
WMI - B J Landfill Expansion (SL)	067-025D(SL)	Jones Mill Rd, Doraville	Ray Chewning	Sanitary Landfill	01-Jan-85

Source: List of Closed and In-Closure Landfills, Revised Oct 2007, www.gaepd.org/files_xls/regcomm/lpb/swclosure.xls

5.1.1.2 Imported Waste

The BFI Richland Creek Road municipal solid waste landfill also receives waste from jurisdictions outside of the planning area. Table 5 – 3 shows the source and amount of municipal solid waste generated elsewhere and disposed in the planning area in 2005.

Table 5 – 3. Municipal Solid Waste Imported into Planning Area, 2005

Source	Tons
Baldwin	77
Barrow	660
Calhoun	23
Carroll	35
Charlton	4
Cherokee	1,660
Clayton	90
Cobb	349,775
Crisp	7
Dawson	377
DeKalb	488
Floyd	57
Forsyth	11,914
Fulton	21,203
Gwinnett	287,929
Habersham	49
Hall	67,175
Henry	48
Jackson	2,188
Jefferson	17
Lumpkin	4,092
Oglethorpe	2
Paulding	9,200
Rabun	2,856
Richmond	843
Stephens	19,343
Walton	61,296
White	8
Out of State	959
Total	842,372

Note: All waste imported into Gwinnett County went to the BFI - Richland Creek Road Landfill
 Source: Georgia Department of Natural Resources Environmental Protection Division

The total amount of imported waste, including a small amount from out-of-state, represents an additional 842,372 tons disposed in the planning area or a little over 70% of the total 1.2 million tons generated by the planning jurisdictions in 2005. Almost as much waste was imported into the planning area as the planning jurisdictions exported to disposal facilities in other counties in 2005.

5.1.2 Construction and Demolition Facilities

Table 5 – 4 provides an inventory of the 12 construction and demolition disposal facilities serving the planning jurisdictions. It identifies the location, ownership, remaining capacity and expected life for each facility. It also shows the source of waste and the amount disposed by planning jurisdiction.

Eagle Point Landfill is included in the inventory of Construction and Demolition Disposal Facilities and in the inventory of Municipal Solid Waste Disposal Facilities as it receives both types of waste. Construction and demolition debris, however, is disposed in a separate location from the municipal waste at the facility's site.

None of the construction and demolition disposal facilities are located in the planning area; the planning jurisdictions exported 100% of the 162,450 tons generated in 2005.

5.1.3 Inert Disposal Facilities

In addition to the construction and demolition facilities in neighboring counties, there are 674 permitted inert disposal sites located in Gwinnett County (Appendix F).¹ Most are for multiple construction lots in the same residential development with about 100 unique locations. These inert facilities receive debris generated on-site as a result of the building process.

Residents of the planning jurisdictions most likely use 1 or more of the 5 inert landfills reported to be open to the public for fee disposal of yard waste and concrete.² Of those listed below, the County Line Recycling facility is located in the planning area:

- 81 Inert: 6444 Highway 81, Loganville;
- Kent Rock Inert Landfill: 5261 Kent Rock Road, Loganville;
- County Line Recycling: 6321 Highway 29, Tucker;
- JAE Landfill: 250 Nichols Road, Forsyth; and
- S&W Inert: 421 Thunder Road, Buford.

The proliferation of inert landfills, small and large, along with the current practice of disposing construction and demolition debris and yard waste in such sites have deterred the increased diversion and beneficial use of these materials. In particular they represent foregone opportunities for recycling and composting on a scale large enough to be economically feasible.

Table 5 – 4. Construction and Demolition Disposal Facilities Receiving Waste from Plan Area, 2005

Facility Name ¹	Main Permit Number ²	County of Landfill ³	Physical Address ⁴	Owner/Operator ⁵	Remaining Capacity (Cubic Yards) 2005 ⁶	Years to Reach Capacity 2005 ⁷	Estimated Fill Date ⁸	Source Of Waste ⁹	Tons Disposed 2005 by Jurisdiction ¹⁰	Total Tons Disposed 2005 by Facility ¹¹
APAC/GA - Donzi Ln Ph 5A (L)	044-042D(L)	DeKalb	P O Box 19855, Station N Atlanta, GA 30325	Charlie Gill (404) 680-6792	1,999,606	3.0	10/8/2008			44,470.33
								Duluth	351.94	
								Gwinnett Co	42,544.24	
								Lawrenceville	121.50	
								Lilburn	124.36	
								Norcross	950.02	
								Snellville	184.83	
BFI-East DeKalb Landfill	044-049D(C&D)	DeKalb	7253 Scales Road Lithonia, GA 30058	BFI Paul Barnett (770) 271-3575	661,030	1.0	6/18/2006			5,908.78
Chadwick Rd Landfill, Inc.	060-072D(L)	Fulton	13700 Chadwick Farm Blvd Roswell, GA 30075	David Gibbons (404) 799-1047	3,547,803	7.0	3/19/2012			4,062.86
								Gwinnett Co	4,062.86	
Cherokee Construction and Demolition Landfill	028-043D(C&D)	Cherokee	P O Box 409 Ball Ground, GA 30107	Scott Latham or Will Hasty (770) 479-5743	3,063,353	22.0	8/16/2027			29.94
								Gwinnett Co	29.94	
Eagle Point Landfill	058-012D(MSWL)	Forsyth	8880 Old Federal Road Ball Ground, GA 30107	Advanced Disposal Felix A. Crawford (904) 737-7900	2,098,350	8.0	5/6/2012			708.35
								Gwinnett Co	708.35	
								Lawrenceville	3.15	
								Berkeley Lake Norcross		
Oglethorpe Co - US 78 Ph 2 C/D Landfill	109-003D(C&D)	Oglethorpe	P O Box 261 Lexington, GA 30648	Hon Robert Johnson (706) 743-5270	959,793	16.0	3/5/2021			160.54
Reliable Tire Services, Monroe Dr.	069-014D(C&D)	Hall	USA Waste-2336 Bolton Road Atlanta, GA 30318	David Gibbons (404) 799-1047	2,792,015	11.0	10/16/2016			45,498.88
								Gwinnett Co	45,498.8	

Facility Name ¹	Main Permit Number ²	County of Landfill ³	Physical Address ⁴	Owner/Operator ⁵	Remaining Capacity (Cubic Yards) 2005 ⁶	Years to Reach Capacity 2005 ⁷	Estimated Fill Date ⁸	Source Of Waste ⁹	Tons Disposed 2005 by Jurisdiction ¹⁰	Total Tons Disposed 2005 by Facility ¹¹
Republic - US 78 Const. & Demolition Landfill	147-012D(C&D)	Walton	967 Carl Bethlehem Road Winder, GA 30680	Timothy Laraway (770) 867-2499	13,940,634	104.0	9/1/2109	Gwinnett Co	4,095.73	4,095.73
Rogers Lake Road C&D Landfill	044-041D(L)	DeKalb	1851 Rogers Lake Road Lithonia, GA 30058	Advanced Disposal Felix A. Crawford 770-482-4983	1,759,499	3.0	10/6/2007	Dacula Duluth Grayson Lawrenceville Lilburn Norcross Snellville Suwanee	148.15 1,072.82 1,211.71 10,447.87 3,435.54 21,379.73 7,405.72 360.60	45,462.14
Safeguard Landfill Management C & D	060-088D(C&D)	Fulton	6895 Roosevelt Highway Fairburn, GA 30213	Kevin Wickham (770) 969-0084	1,708,263	2.0	7/23/2007	Gwinnett Co	2,764.82	2,764.82
Walton Construction & Demolition Landfill	147-013D(C&D)	Walton	1100 B. Garrett Drive Statham, GA 30666	Simon Garrett (770) 725-7655	3,326,500	33.0	10/3/2038	Gwinnett Co	8,311.08	8,311.08
Willow Oak C&D Landfill	060-089D(C&D)	Fulton	7395 Roosevelt Highway Fairburn, GA 30213	David Gibbons (404) 799-1047	15,672,309	25.0	2/26/2030	Gwinnett Co	973.72	973.72
TOTAL DISPOSAL										162,450.32

Sources: Columns 1, 2, 3, 9, 10, and 11 - Calendar Year 2005 Tonnage from Gwinnett County (including Cities in Gwinnett County), EDP, Land Protection Division, email 10/11/07
Columns 4 and 5 - GC&B, Disposal Sites Data
Columns 6, 7, and 8 - 2005 Landfill Remaining Capacity, Gwinnett Co Rem Cap, EPD, Land Protection Division, email 10/22/07
Column 9 Italic Text - Self Reported in Solid Waste Plan Survey of Cities, Conducted by GC&B, June 2006

5.1.4 Transfer Stations

Table 5 – 5 provides a list of the 11 transfer stations located in Gwinnett County that temporarily hold waste until final disposition. The transfer stations manage a variety of waste types including municipal solid waste, recyclables, construction and demolition debris and biomedical wastes. The Snellville Recycling Center is included on this inventory as it is permitted a transfer station in addition to serving as a recycling center.

Of the 11 transfer stations listed, the planning jurisdictions primarily use 4 for the management of municipal solid waste.³ These include the BJ Sanitary Landfill & Recycling Center, Snellville Recycling Center, Republic Services LP Transfer Station and RTS Lawrenceville Transfer Station. The Doraville Transfer Station is used to transfer construction and demolition material and does not accept municipal solid waste.⁴

5.1.5 Other Waste Treatment, Processing or Disposal Facilities

There are 4 additional distinct types of waste treatment, waste processing and/or waste disposal facilities permitted by the state and located in the planning area. These include biomedical collection and treatment facilities, on-site thermal treatment facilities, liquid waste processing facilities and on-site processing facilities.

Biomedical waste is disposed in municipal solid waste landfills after collection and treatment. Treatment is most commonly managed through incineration of the waste. Incineration is used primarily for pathological, chemotherapy and animal carcasses. The second means of treatment is autoclaving, a high temperature and high pressure sterilization process used primarily for medical equipment and instruments. Incinerator ash and autoclave discards are disposed of in municipal solid waste landfills along with some materials which have been containerized, the third means of treatment.

Following the inventory of transfer stations, Table 5 – 6 lists the 9 biomedical collection and treatment facilities located in Gwinnett County. Seven of these facilities are permitted for collection only. The Eastside Medical Center and the Gwinnett Medical Center most likely use incineration or the high temperature treatment method as they also appear in Table 5 – 7 listing the 4 on-site thermal treatment facilities located in Gwinnett County.

Table 5 – 8 lists the 2 liquid waste processing facilities in the planning area. Liquid waste that may be processed at these facilities could include out-of-date carbonated beverages (liquid and bottle), grease trap droppings and industrial sludge or wastewater. The liquid component is mixed in vats or concrete pits with dry material and then disposed in landfills. BFI's Richland Creek Road municipal solid waste landfill is included on this inventory as it is also permitted to process liquid waste.

Lastly, Table 5 – 9 provides the inventory of 8 on-site processing facilities permitted to operate in Gwinnett County. These facilities may process a variety of materials including biomedical waste; composted food waste, commonly used at prisons; industrial sludge; and inert materials. The facilities do not provide final disposition of the processed materials.

Table 5 – 5. Transfer Stations – Gwinnett County

Facility Name ¹	Main Permit Number ²	Physical Address ³	Owner/ Operator ⁴	Types of Waste Accepted ⁵	Source Of Waste ⁶
BJ Sanitary Landfill & Recycling Center	PBR-067-168TS	6461 Corley Road Norcross	Waste Management 770-448-3997	MSW	
Snellville Recycling Center	PBR-067-766TS	1000 East Park Drive Snellville		Newspapers, Aluminum Cans, Appliances, Yard Trimming & Non- Recyclable/Non- Perishable Debris	
Doraville Transfer Station, LLC	PBR-067-781TS	2784 Woodwin Road Doraville	Advanced Disposal	C&D	
Earthwise Industries, Inc.	PBR-067-776TS	4765 Highway 78 Lilburn		Biomedical Waste	
Percy Moore DBA Rivertrace Transport, Inc.	PBR-067-017TS	2600 Indian Trail - North Norcross		Biomedical Waste	
Republic Services LP Transfer Station	PBR-067-787TS	535 Seaboard Industrial Drive Lawrenceville	Republic Services 770-867-2499	MSW	
Rest Haven Transfer Station	PBR-067-059TS	Tract #5, ~11.612 ACRES Rest Haven	Thomas E. Robinson 770-402-2316	Household & C&D	
RTS Lawrenceville Transfer Station	PBR-067-784TS	350 Maltbie Industrial Drive Lawrenceville		MSW Transfer	<i>Dacula</i> <i>Lawrenceville</i>
Ruth W. Pruitt	PBR-067-078TS	2492 Highway 324 Buford		Construction Material	
Sanifill of Georgia, Inc.	PBR-067-593TS	Maltbie Street Lawrenceville			
Scientific Waste Systems, Inc.	PBR-067-138TS	2900 Cole Court Norcross		Biomedical Waste	

Sources: Columns 1, 2, 3, 4, 5 - List of Solid Waste Transfer Station Facilities, Revised Oct 2007, www.gaepd.org/files_xls/regcomm/lpb/transtation.xls; Columns 3, 4 & 5- Supplemented by GC&B, Disposal Sites Data; Column 6 Italic Text - Self Reported in Solid Waste Plan Survey of Cities, Conducted by GC&B, June 2006

Table 5 – 6. Biomedical Collection and Treatment Facilities – Gwinnett County

Facility Name	Main Permit Number	Physical Address	Owner/Operator	Types of Waste Accepted
Burns Bio Engineer	PBR-067-783COL	2320 Rock Springs Road Buford	Sandra & Robbie Burns 770-995-1618	Collection
Diversified Environmental Management, Inc.	PBR-067-467COL	2875 N. Berkeley Lake Road, Ste 7 Duluth	Mustafa Adem 770-622-2193	Collection
Earthwise Industries, Inc.	PBR-067-777COL	* Snellville	Earthwise Industries 770-979-7555	Collection
Eastside Medical Center	PBR-067-001OSTT	2160 Fountain Drive Snellville	David Harris 404-979-0200	On-site Thermal Treatment
Sloan Bio Recovery Service, LLC	PBR-067-786COL	919 Parkside Walk Lane, Ste 101 Lawrenceville	Todd R. Reese 404-606-0134	Collection
Gwinnett Medical Center	PBR-067-002OSTT	P.O. Box 348 Lawrenceville	April McDowell 404-995-4247	On-site Thermal Treatment
Percy Moore DBA River Trace Transport, Inc.	PBR-067-016COL	2600 Indian Trail - North Norcross	Percy Moore, Jr. 404-330-1860	Collection
Scientific Waste Systems, Inc.	PBR-067-141COL	2900 Cole Court Norcross	Percy Moore, Jr. 404-263-6944	Collection
WMI Medical Waste Service of North Carolina, Inc.	PBR-067-043COL	1234 Beaver Run Road Huntsville	WMI Medical Waste Service of North Carolina, Inc. 704-875-3201	Collection

Source: List of Operating Biomedical Collection and Treatment Facilities, Revised Oct 2007, www.gaepd.org/files_xls/regcomm/lpb/swbio.xls

Table 5 – 7. Thermal Treatment Facilities On-Site – Gwinnett County

Facility Name	Main Permit Number	Physical Address	Owner/Operator
CDC Lawrenceville Campus, EPA ID # GAR00001670914679	PBR-067-773OSTT	1600 Clifton Road (D15) Atlanta	Joseph Carter 404-639-7020
CDC Lawrenceville Campus, EPA ID # GAR000016709	PBR-067-774OSTT	1600 Clifton Road (D15) Atlanta	Joseph Carter 404-639-7020
Eastside Medical Center	PBR-067-001OSTT	2160 Fountain Drive Snellville	David Harris 404-979-0200
Gwinnett Medical Center	PBR-067-002OSTT	P.O. BOX 348 Lawrenceville	April McDowell 404-995-4247

Source: List of On-Site Thermal Treatment, Revised Oct 2007, www.gaepd.org/files_xls/regcomm/lpb/swthermal.xls

Table 5 – 8. Liquid Waste Processing Facilities – Plan Area

Facility Name	Main Permit Number	Physical Address	Owner/Operator	Types of Waste Accepted
BFI - Richland Creek Road MSWL	067-032D(SL)	5691 South Richland Creek Road Buford, GA 30518	Jerry Hagan 770-271-3575	Municipal Solid Waste Landfill
Disposal Solutions L.L.C.	067-038P	185 Industrial Park Circle Lawrenceville, GA 30045	Kendall L. Todd, Sr.	Processor

Source: List of Operating Facilities that Process Liquid Waste, Revised Oct 2007, www.gaepd.org/files_xls/regcomm/lpb/swliquid.xls

Table 5 – 9. On-Site Processing Facilities – Gwinnett County

Facility Name	Main Permit Number	Physical Address	Owner/Operator
Appalachee Farms, LLC, By Brookslan, Inc.	PBR-067-690OSP	6251 Smithpointe Dr., BLDG B Norcross	Danny Kennerly 404-557-3362
Diversified Shelter Group	PBR-067-489OSP	5984 Norcross Tucker Road Norcross	Diversified Shelter Grp 770-448-1277
Eastside Hospital-Isolyser	PBR-067-262OSP	1700 Medical Way Snellville	Isolyzer Company, Inc. 404-381-7566
Gables Residential	PBR-067-759OSP	2605 Meadow Church Road Atlanta	Scott Lanz 770-436-4600
Gwinnett Hospital System-Isolyser	PBR-067-261OSP	1000 Medical BLVD. Lawrenceville	Isolyzer Company, Inc. 404-381-7566
Phillips State Prison	PBR-067-753OSP	2989 W. Rock Quarry Road Buford	Derrick Schofield, Warden 770-932-4500
Vulcan Materials Company Bioremediation-PCS	PBR-067-101OSP	1707 Beaver Ruin Road Norcross	Todd Proctor 404-458-4481
Waste Tire Management LP	PBR-067-264OSP	Tommy Lee Cook Road Palmetto	Ronald G. Green 404-822-1355

Source: List of Operating On-site Processing, Revised Oct 2007, www.gaepd.org/files_xls/regcomm/lpb/swonsite.xls

5.2 Assessment of Disposal Facilities

There are numerous disposal facilities accepting waste from the plan jurisdictions and/or located in the planning area including municipal solid waste landfills, construction and demolition and inert landfills, transfer stations, on-site thermal treatment facilities, biomedical collection and treatment facilities, liquid waste processors and on-site processing facilities.

5.2.1 Municipal Solid Waste Facilities

In terms of the amount of waste disposed, the plan jurisdictions are primarily served by 4 municipal solid waste facilities. Of the little over 1.2 million tons disposed in 2005, 1,195,015 tons were disposed at the 1) BFI Hickory Ridge Road Landfill, 2) BFI Richland Creek Road Landfill, 3) Chambers R&B Landfill and 4) Republic Waste Oak Grove Landfill. In fact, Chambers R&B and Republic Waste Oak Grove landfills received the vast majority, 888,876 tons combined, or 481,979 and 406,898 tons respectively.

The landfill receiving the most municipal solid waste from plan jurisdictions is the Chambers R&B Landfill in Banks County. Receiving on average slightly more than 3,000 tons per day,⁵ this facility has approximately 16 years of remaining capacity. The plan jurisdictions using this facility include Gwinnett County, Lawrenceville and Norcross. At its current rate of disposal, Chambers R&B Landfill can provide disposal capacity to these plan jurisdictions through the planning period of 2020.

The Republic Waste Oak Grove landfill in Barrow County is the second most used facility in terms of tons disposed and the most frequently used facility by number of plan jurisdictions. This facility receives on average 2885 tons per day⁶ and has 4 years of remaining disposal capacity with an estimated fill date of January 2009. The Republic Waste Oak Grove landfill received waste from Dacula, Duluth, Lawrenceville, Lilburn, Norcross, Snellville, Sugar Hill, Suwanee and Gwinnett County in 2005. Grayson self-reported disposal at this facility but tonnage numbers are not available. This facility will reach current permitted capacity prior to the end of the planning period; application for an expansion permit has been filed with the State.

The BFI Hickory Ridge Road Landfill in DeKalb County received approximately 18,208 tons from Gwinnett County, the only plan jurisdiction disposing waste at this facility in 2005. Averaging 1576 tons per day,⁷ this facility is expected to reach capacity in 2007. The relatively small amount of municipal solid waste from Gwinnett County will need to be disposed at another location for the duration of the planning period.

The BFI Richland Creek Road Landfill in Gwinnett County received approximately 287,929 tons from Gwinnett County, again the only plan jurisdiction disposing waste at this facility in 2005. With an average intake of a little less than 3,000 tons per day, this facility has approximately 17 years of remaining capacity and can serve the current waste stream through the end of the 2020 planning period.

The Eagle Point Landfill in Forsyth County has the most remaining municipal solid waste capacity of the landfills currently serving the plan jurisdictions. At over 30 years of remaining capacity, it is an option for the collectors servicing the plan jurisdictions' waste currently disposed at the Republic Waste Oak Grove and the BFI Hickory Ridge Road landfills.

Although not currently used by collectors servicing the planning area, the government-run Seminole Road Sanitary Landfill in DeKalb County also has significant life with 1,514 tons of daily intake and 78 years of remaining capacity. The facility is within 15 miles of Gwinnett County's southern border, is accessible to the planning area and may be a strong option for future disposal capacity.

5.2.2 Construction and Demolition Landfills

Only 4 of the 12 disposal facilities receiving construction and demolition waste from the plan jurisdictions have remaining capacity for the duration of the plan period. Cherokee Construction and Demolition Landfill, Oglethorpe Co - US 78 Ph 2 C/D Landfill, Walton Construction & Demolition Landfill and Willow Oak C&D Landfill can provide disposal capacity for 22, 16, 33 and 25 years, respectively.

All of these facilities currently receive small amounts of construction and demolition waste from Gwinnett County only. Once capacity is reached at the remaining 8 construction and demolition facilities, the collectors servicing the plan jurisdictions must secure disposal capacity at other sites for the duration of the plan period.

5.2.3 Other Facilities

The remaining solid waste facilities serving the plan jurisdictions and/or located in the planning area do not actually engage in final disposition of waste. Transfer stations temporarily hold waste, while on-site thermal treatment facilities, biomedical collection and treatment facilities, liquid waste processors and on-site processing facilities only collect and/or process waste. Disposal capacity, therefore, is not a relevant issue for these types of solid waste facilities.

5.3 Disposal Capacity Assurance

Disposal of municipal solid waste and yard trimmings is provided by commercial or contract solid waste haulers for all plan jurisdictions except Dacula and Lawrenceville. For jurisdictions using a collection contract or franchise agreement, the choice of disposal locations is completely determined by the contracted collector.

Many of the commercial collectors also own solid waste disposal facilities and/or transfer stations. The choice of disposal locations, therefore, is most likely driven by the ownership patterns; economics of the disposal options including ownership, contract costs and distance to disposal or transport expense; and other contracted terms.

The fluidity of this situation can be seen in Table 5 – 10 showing the pattern of waste disposal export over time. The portion of waste disposed in the planning area has declined. In 1990 nearly 90% of the municipal solid waste generated in Gwinnett County was disposed within the plan jurisdictions. This amount has declined to approximately 24% in 2005, while the amount of waste imported from outside of the planning area has increased over time. By 2005, almost as much waste was imported into the planning area from across the state as was exported to disposal facilities in other counties.

Table 5 – 10. Municipal Solid Waste Import-Export, 1990 – 2005

	MSW Disposed in Gwinnett County	MSW Disposed Outside Gwinnett County
1990	89%	11%
1995	34%	66%
2000	22%	78%
2005	24%	76%

Source: GC&B

This import – export pattern does not seem to make sense on the surface but it must be the result of reasonable market forces. Due to the closure of former government-owned landfills and increasing private sector ownership of collection services and disposal facilities, the plan jurisdictions no longer control disposal arrangements. Disposal capacity assurance, therefore, currently can only be provided by the collectors.

Disposal capacity assurance for the Plan Update cycle, 2005 – 2020, is provided in Appendix G. It includes written commitment of capacity assurances by the landfill owners / operators under contract to the plan jurisdictions or written commitment from the owner / operator of the disposal facility serving Dacula and Lawrenceville certifying sufficient capacity.

It is important to note that the proposed modifications to Gwinnett County’s residential collection system include provisions to capture more control of disposal decisions. Disposal facility designation may become part of the contract negotiation process with collectors under the exclusive franchise system to ensure future disposal capacity.

5.4 Contingency Strategy

Debris from previous waste generating disasters was disposed at landfills of unknown type and location, while white goods were disposed according to federal, state and local laws. Gwinnett County, however, is in the early stages of exploring the development of a Comprehensive Debris Management Plan and expects to include all plan jurisdictions via an intergovernmental agreement.

The plan is expected to pre-identify haulers and disposal facilities, as well as include debris separation and recycling contingencies and estimates of the time to bring

alternate interim disposal options on line if the primary site is interrupted, among other factors. The Comprehensive Debris Management Plan is estimated to be completed in late 2008 or early 2009.⁸

5.5 Key Findings

The key findings, presented below, are based the inventory of disposal programs derived from state data of permitted facilities either serving the plan jurisdictions or located in the planning area. Key findings include:

- There are numerous treatment and disposal facilities serving the plan jurisdictions and/or located in the planning area.
- Nine municipal solid waste disposal facilities currently receive waste from the planning jurisdictions.
- The planning jurisdictions generated over 1.2 million tons of municipal solid waste in 2005; 913,506 tons was exported from the planning area for disposal.
- An additional 842,372 tons of municipal solid waste was imported from other jurisdictions in 2005 for disposal within the planning area.
- Almost as much waste was imported into the planning area as the planning jurisdictions exported to disposal facilities in other counties in 2005.
- There are 7 closed landfills located in Gwinnett County and none in the process of closing in the planning area.
- Twelve construction and demolition disposal facilities serve the planning jurisdictions; all are located outside of the planning area.
- The planning jurisdictions exported 100% of the 162,450 tons of the construction and demolition debris generated in 2005.
- The proliferation of small and large inert landfills represents foregone opportunities for recycling and composting on a scale large enough to be economically feasible.
- Eleven transfer stations are located in Gwinnett County that temporarily hold waste until final disposition.
- Other facilities located in Gwinnett County include: 9 biomedical collection and treatment, 2 liquid waste processing and 8 on-site processing facilities.
- Two of the 4 most commonly used municipal solid waste landfills will reach capacity prior to the end of the planning period, 2020. However, there appears to be ample capacity at other facilities.

- Only 4 of the 12 disposal facilities receiving construction and demolition waste from the plan jurisdictions have remaining capacity for the duration of the plan period.
- The choice of disposal facility location is completely determined by the contracted collector who presumably makes economically driven decisions.
- Disposal capacity assurance currently can only be provided by the owners / operators under contract to the plan jurisdictions
- The proposed modifications to Gwinnett County's residential collection system include provisions to negotiation disposal location decisions to ensure future disposal capacity.
- Gwinnett County is in the early stages of exploring the development of a Comprehensive Debris Management Plan, expected to be completed by 2009, that will include interim disposal options if the primary systems are interrupted.

5.6 Needs and Goal

The Plan Update examined current solid waste disposal systems, assessed their adequacy and provides disposal capacity assurance for the course of the Plan Update. Specific needs associated with waste disposal include:

- Monitor the effectiveness and cost efficiencies of the proposed modifications to Gwinnett County's residential collection system focused on controls for private sector disposal location decisions.
- Share the results and conclusions of this monitoring with all plan jurisdictions.
- Determine the replicability of some or all of the provisions in the proposed modifications to Gwinnett County's residential collection system to ensure future disposal capacity for all plan jurisdictions.
- Periodically monitor and evaluate guaranteed disposal capacity.
- Monitor and evaluate the need for additional transfer stations.
- Participate in the development of the Gwinnett County Comprehensive Debris Management Plan to ensure interim disposal options if the primary systems are disrupted.

The Plan Update goal for solid waste disposal is to ensure that all solid waste treatment and disposal facilities meet or exceed local, state and federal requirements and are in place to meet the planning jurisdictions' needs for the planning period, 2005 – 2020.

Endnotes for Section 5 Disposal Element

¹ List of Solid Waste Inert Disposal Facilities, Revised Oct 2007, www.gaepd.org/files_xls/regcomm/lpb/swinert.xls.

² A Study of Residential Solid Waste Collection in Gwinnett County, prepared for Gwinnett Clean & Beautiful by Gershman, Brickner and Bratton, May 2007.

³ A Study of Residential Solid Waste Collection in Gwinnett County, prepared for Gwinnett Clean & Beautiful by Gershman, Brickner and Bratton, May 2007.

⁴ Steve Edwards, Municipal Marketing Representative, Advanced Disposal Services, December 10, 2007 fax to Gwinnett County.

⁵ 2005 Landfill Remaining Capacity, Gwinnett Co Rem Cap, EPD, Land Protection Division, email 10/22/07.

⁶ 2005 Landfill Remaining Capacity, Gwinnett Co Rem Cap, EPD, Land Protection Division, email 10/22/07.

⁷ 2005 Landfill Remaining Capacity, Gwinnett Co Rem Cap, EPD, Land Protection Division, email 10/22/07.

⁸ Gwinnett County Office of Homeland Security & Emergency Management, Personal Communication 10/18/07.

Section 6

LAND LIMITATION ELEMENT

Solid waste handling facilities must be located where they have minimal adverse effects on the community and the environment. The goal of the land limitation element is to ensure that the proposed solid waste handling facilities are sited in areas suitable for such development. As used in this section, solid waste handling facilities includes recycling centers, processing facilities, transfer stations and landfills.

6.1 Siting Limitations for Solid Waste Handling Facilities

Federal, State and local government regulations and policies limit where solid waste handling facilities can be sited. Federal restrictions are promulgated in State regulations and, therefore, will be included in state policies.¹ In some cases, conditions of the natural environment limit siting to ensure pollution prevention and protect the public's health, safety and welfare. Other siting limitations are driven by land uses to restrict incompatible or dangerous activities. Design requirements are another type of limitation to allow flexibility in siting but also protect environmental and community values.

6.1.1 Natural Limitations

6.1.1.1 Water Supply Watersheds

A small water supply watershed is defined as an area of less than 100 square miles of land within the drainage basin upstream of a governmentally owned public drinking water intake. New sanitary landfills are allowed in a small water supply watershed only if they have synthetic liners and leachate collection systems to protect the drinking water source.²

The Big Haynes Creek and Alcovy River watersheds are the small water supply watersheds located in the plan area. The Big Haynes Creek Watershed, located in southeast Gwinnett County, protects Randy Poynter Lake, a 650-acre drinking water reservoir located in Rockdale County less than seven miles from the county line. The Alcovy River, located in eastern Gwinnett County, protects Jackson Lake, a 4,750-acre drinking water reservoir located in Jackson County, approximately 50 miles south of the plan area.

6.1.1.2 River Corridors

River corridors are the strips of land that flank major rivers in Georgia. They are of vital importance to the State because they protect the qualities that make the river suitable as wildlife habitat, recreation and a source for drinking water.

They also control erosion and sedimentation and absorb flood waters. The State prohibits the development of new solid waste landfills within river corridors defined as a 100 foot buffer measured horizontally from the uppermost bank of the river.³

These siting prohibitions pertain to all rivers in Gwinnett County including the Alcovy River, Yellow River, Big Haynes Creek and Chattahoochee River. The Chattahoochee River and its corridor are subject to additional siting restrictions from Buford Dam to Douglas County. New solid waste facilities and expansions of existing solid waste handling facilities are prohibited within 2,000 feet of the river or its impoundments. Because the river is also a county boundary, the entire 2,000 foot corridor is within the area requiring consent of adjacent counties.⁴

6.1.1.3 Flood Plains

The State specifies that solid waste handling facilities located in the 100-year floodplain must not restrict the flow of the 100-year flood, reduce the temporary water storage capacity of the flood plain, or result in a washout of solid waste so as to pose a threat to human health or the environment.⁵

Gwinnett County prohibits the siting of landfills; composting, gas recovery and recycling facilities; and solid waste transfer stations within the limits of all 100-year floodplains or a stream buffer of 200 feet, whichever is greater.⁶

Flood plains, areas with at least a 1% probability of flooding in any given year, are common to Gwinnett's rivers and tributaries. Approximately 23,000 acres, or 8% of the county, are floodplains. Suwanee, Lilburn and Buford have significant amounts of floodplains.⁷

6.1.1.4 Wetlands

Wetlands are areas that are inundated or saturated by surface or groundwater at a frequency to support wetland adapted vegetation. The State has determined that solid waste landfills may constitute an unacceptable use of a wetland.⁸ Locating a solid waste facility in wetlands that have been designated by the U.S. Army Corps of Engineers therefore is prohibited unless the applicant provides evidence that use of the wetland has been permitted or otherwise authorized under all applicable laws and rules.⁹

There are several wetland systems in Gwinnett County but the county currently relies on U.S. Fish and Wildlife Service National Wetlands Inventory maps to locate specific wetlands. Ultimate designation relative to siting considerations, however, must be determined on a site-by site basis by the U.S. Army Corps of Engineers and is the responsibility of the applicant.

6.1.1.5 Groundwater Recharge Areas

Groundwater recharge areas are locations where water infiltrates into the ground to replenish an aquifer. Significant recharge areas, geologic conditions that may be

especially susceptible to pollution, have been mapped by the Department of Natural Resources in Hydrologic Atlas 18.

The State will not issue permits for new sanitary landfills in significant recharge areas that do not have synthetic liners and leachate collection systems to protect the quality of groundwater.¹⁰ In addition, new solid waste landfills and expansions of existing facilities within two miles of a significant groundwater recharge area must have liners and leachate collection systems, with the exception of facilities accepting waste generating from outside the county in which case the facility must be sited totally outside of any designated significant recharge areas.¹¹

Significant recharge areas are limited in the Piedmont Province of Georgia and are not known to exist in the plan area.¹² There are 9 groundwater recharge areas (including probable areas of thick soils) covering approximately 20% of the county,¹³ but none have been designated as significant.¹⁴

6.1.1.6 Protected Mountains

The State prohibits the development of new solid waste landfills in areas designated as protected mountains. Protected mountains are defined as all land area 2,200 feet or more above mean sea level, that has a percentage slope of 25 percent or greater for at least 500 feet horizontally.¹⁵

There are no designated protected mountains within Gwinnett County based on elevation.

6.1.1.7 Fault Areas

New landfill units and lateral expansions of existing landfills must not be located within 200 feet of a fault that has had displacement in the Holocene Epoch unless the owner or operator demonstrates to the Georgia Environmental Protection Division that a setback distance of less than 200 feet will prevent damage to the structural integrity of the landfill unit and will be protective of human health and the environment.¹⁶

The Brevard Fault and Fault Zone runs from the southwest along the county's western border in concert with the Chattahoochee River until approximately the City of Suwanee, where the fault and fault zone continue northeast running under the cities of Sugar Hill and Buford.¹⁷

6.1.1.8 Seismic Impact Zones

The State prohibits the development of new landfill units and lateral expansions of existing landfills in seismic impact zones unless the owner or operator demonstrates to the Georgia Environmental Protection Division that all containment structures, including liners, leachate collection systems, and surface water control systems are designed to resist the maximum horizontal acceleration in lithified earth material for the site.¹⁸

A seismic impact zone lays in concert with the Brevard Fault and Fault Zone as described above, on Gwinnett County's western edge.¹⁹

6.1.1.9 Unstable Areas

The State requires owners or operators of new landfill units, existing landfill units, and lateral expansions located in unstable areas to demonstrate that engineering measures have been incorporated in the landfill unit's design to ensure that the integrity of the structural components of the landfill unit will not be disrupted. The owner or operator of solid waste handling facilities must demonstrate compliance with this restriction to the Georgia Environmental Protection Division.²⁰

Unstable areas are identified as karst geologic areas, which are not located in the plan area.²¹

6.1.2 Land Use Limitations

6.1.2.1 Zoning

The State requires that a site proposed as a solid waste handling facility conform to all local zoning and land use ordinances. The applicant must demonstrate this conformity by submitting written verification to the Georgia Environmental Protection Division.²²

The City of Berkeley Lake does not permit solid waste facilities in any of its zoning districts.²³ There is a 10-acre minimum district size for the M-1 Light Industrial Zoning Classification in addition to enclosure and consistency requirements. Berkeley Lake is almost entirely built out at approximately 95% residential use. Given the lack of M-1 zoned land, the enclosure requirements and the planning commission approval process requiring a demonstration of consistency with the intent and purpose of the M-1 zoning, the siting of solid waste facilities in the City of Berkeley Lake is unlikely.²⁴

The City of Dacula provides for: composting facilities; scrap tire processing; gas recovery/cogeneration plants; recovered materials processing facilities; solid waste transfer stations; waste incineration facilities; salvage operations and junk yards; and landfills in their M-2 Heavy Manufacturing/Industry District under a Special Use Permit. In addition to the criteria for review listed in Zoning Ordinance Section 1607 for a Special Use Permit, other factors must be addressed such as proximity to residential uses; environmental impacts; traffic, noise and other nuisance and safety concerns; and compatibility, among other criteria. Landfills include additional siting criteria such as natural, undisturbed buffers; floodplain and stream buffer protection; fencing; access to appropriately sized roads; and a report detailing the phasing of the landfill and plans for closure and reclamation. A Special Use Permit will be considered by the City Council after receiving recommendations from the City Clerk and Planning and Zoning Board and after a public hearing.²⁵

The City of Duluth provides for solid waste handling facilities in the RD (Research Development), M-1 (Light Industrial) and M-2 (Heavy Industrial) Zoning Districts with conditions.²⁶

The City of Grayson prohibits landfills in all zoning districts.²⁷

The City of Lawrenceville restricts transfer stations to its Light Manufacturing and Heavy Manufacturing Zoning Classifications subject to a Special Use Permit that meets performance standards and prohibits all other solid waste handling facilities.²⁸

The City of Lilburn prohibits sanitary landfills in all zoning districts.²⁹ Other types of solid waste facilities may be allowed in the M-2 Heavy Industry District subject to a Special Use Permit with conditions upon recommendation from the City Planner and Planning Commission and after a public hearing.³⁰

The City of Norcross does not address solid waste handling facilities as a permitted use in their zoning ordinance. Therefore, all solid waste facilities are prohibited in the jurisdictional boundaries.³¹

The City of Snellville strictly prohibits landfills and sanitary landfills in its LM Light Manufacturing District³² and all other Districts do not list solid waste facilities as a permitted use, effectively creating an absolute prohibition.³³

The City of Sugar Hill permits recovered materials processing facilities / recycling stations as a Conditional Use and composting facilities as a Special Use with conditions in the HM-1 Light Industry District.³⁴ In the HM-2 Heavy Industry District, composting Facilities are permitted as a Conditional Use and Special Use with conditions. Also in the HM-2 Heavy Industry District scrap tire processing plants, transfer stations, waste incineration facilities, landfills with conditions, and gas recovery plants as an Accessory Use to a landfill are allowed as a Special Use with condition.³⁵

The City of Suwanee permits landfills and sanitary landfills as a Special Use with procedural and standard conditions in its C-3 Special Commercial Zoning District and after recommendations from the Director of Planning and Community Development and the Planning Commission and a public hearing.³⁶ The siting of landfills and sanitary landfills requires the additional step of obtaining a Special Exemption with conditions such as site acceptability, accessibility, buffers and development standards, among other factors, subject to approval of the Zoning Board of Appeals, after a public hearing and after receiving preliminary site acceptability by the State.³⁷ Recycling facilities are allowed as a Special Use in the M-1 Light Industry Zoning District after recommendations from the Director of Planning and Community Development and the Planning Commission and a public hearing.³⁸ Transfer stations are not listed as a permitted use or Special Use in any zoning district.³⁹

Gwinnett County does not allow landfills or transfer stations as a use-by-right in any zoning district, requiring a Special Use Permit granted by the Board of Commissioners following recommendation by the Planning Division and a public hearing. Requirements

for the granting of a Special Use Permit include fencing; natural, undisturbed visual buffers; plans for closure and reclamation; and access from collectors or major thoroughfares without excessive travel over residential streets.⁴⁰ In addition, Gwinnett County allows Composting Facilities for municipal solid waste in its M-2, Heavy Industry District, with a Special Use Permit subject to conditions. In M-1 Light Industry Districts and M-2 Heavy Industry Districts recovered materials processing facilities; wood chipping and shredding; and yard trimmings composting facilities are permitted as a matter of right.⁴¹

6.1.2.2 Airport Safety

The State requires that new solid waste landfill units or lateral expansions of existing units will not be located within 10,000 feet of any public use or private use airport runway end used by turbojet aircraft or within 5,000 feet of any public use or private use airport runway end used by only piston type aircraft.⁴²

Gwinnett County Airport, Briscoe Field, located on approximately 500 acres one mile northeast of the City of Lawrenceville, is the only airport in the plan area. It is surrounded by industrial areas to the south and west, the Gwinnett Progress Center to the north, and the Alcovy River to the east. Briscoe Field consists of a single 6,021-foot-long by 100-foot-wide runway capable of handling all light general aviation and most corporate jet aircraft in operation today. This capacity limits the location of solid waste facilities to the larger, 10,000 feet, restriction for Briscoe Field.⁴³

6.1.2.3 National Historic Sites

In order to preserve historic character, the State prohibits the siting of solid waste disposal facilities within 5,708 yards of the geographic center a designated National Historic Site. The Georgia Environmental Protection Division, however, may permit a solid waste disposal facility at such a site if the applicant provides evidence that no alternative sites or methods are available in that jurisdiction for the handling of its solid waste.⁴⁴

Three areas in Georgia have this national designation: Andersonville, Jimmy Carter and Martin Luther King, Jr. National Historic Sites. None are located in the plan area.⁴⁵

6.1.2.4 Archaeological Sites

The Archaeological Resources Protection Act of 1979 requires federal agencies and local governments using federal funds to conduct archaeological investigation on lands under their jurisdiction to determine the nature and extent of the protected cultural resources present. In addition, no solid waste handling facility should be located so as to negatively impact an area of concentrated or known archaeological sites on file with the Georgia Archaeological Site File.

The Georgia Archaeological Site File lists 623 known archaeological sites in Gwinnett.

6.1.2.5 Surface Water Intake

The State restricts the location of municipal solid waste landfills in proximity to surface water intakes for a public drinking water source. Municipal solid waste landfills must not be situated within two miles up gradient of any surface water intake used for a public drinking water source unless engineering modifications such as liners and leachate collection systems and ground-water monitoring systems are provided.⁴⁶

Gwinnett County relies on two water intakes from Lake Sydney Lanier to supply its drinking water. Both intakes lie at the northern border of the county and the up gradient siting restrictions do not pertain to the plan area.⁴⁷

6.1.2.6 Co-Located Landfills

The State restricts the excessive concentration of solid waste facilities in any one community to prevent adverse affects to the health, safety, well-being, and environment of that community and to prevent the imposition of an onus on the community without any reciprocal benefits to the community. No solid waste handling facility can be located on a site that falls within a two-mile radius of three or more solid waste landfills including closed landfills that received waste on or after June 29, 1989. This restriction excludes materials recovery facilities, composting facilities, inert facilities permitted by rule and private industry solid waste disposal facilities.⁴⁸

Within the Plan Update area, there is 1 active landfill and 4 closed facilities that accepted waste after June 29, 1989. In addition, there are 674 inert disposal facilities, 12 transfer stations, 2 on-site thermal treatment facilities, 9 biomedical collection and treatment facilities, 1 liquid waste processing facility and 8 on-site processing facilities. Many of these, other than the landfills, are private industry solid waste disposal facilities but not all.

Determination of concurrence with the restriction for co-location, therefore, must be made on a case-by-case basis relative to the siting location of the potential solid waste facility. Once an application is submitted with the potential siting location, a two-mile radius of three or more solid waste landfills can be determined.

6.1.2.7 Political Subdivisions

To encourage cooperation among the various cities and counties, the State restricts the siting of municipal solid waste disposal facilities in proximity to other jurisdictional boundaries. No municipal solid waste disposal facilities may be sited within one-half mile of the boundaries of adjoining city or county without the applicant first receiving the express approval of the governing authority of that adjoining city or county.

The Georgia Environmental Protection Division, however, may permit such a facility siting if the applicant provides evidence that no alternative sites or methods are available in that jurisdiction or in any adjoining jurisdiction of the affected city and county for the handling of its solid waste.⁴⁹

6.1.2.8 Private Recreational Camps

The State also prohibits the siting of all new municipal solid waste disposal facilities if any part of the proposed facility is within one mile of any private recreational camp operated primarily for use by persons under 18 years of age and which has been operating as such for 25 years or more.⁵⁰

There are approximately 70 facilities listed on the Private Facilities Inventory in the Gwinnett County Comprehensive Parks and Recreation Master Plan that may prohibit the siting of a solid waste facility under the one-mile proximity restriction.⁵¹ Determination of concurrence with the private recreation camp restriction must be made on a case-by-case basis relative to the siting location of the potential solid waste facility application.

6.1.2.9 Air Quality

Gwinnett County prohibits existing and potential solid waste handling activities that impair air quality or are likely to create hazards to the public health, safety or well-being. This includes the storage, collection, transportation, treatment, utilization, processing or disposal of solid waste or any combination of such activities.⁵²

Air quality is greatly affected by activities on land including point source industrial releases and mobile-source (transportation related) impacts. Links between air quality and transportation have been a part of federal legislation since the introduction of the Clean Air Act in 1977. Transportation sources contribute to four of the six criteria pollutants that have established standards to protect public health and safety.⁵³

The Atlanta metropolitan area, including Gwinnett County, does not conform to federal air quality standards for ozone and particulate matter. There is a host of strategies in place and under consideration to bring and keep the region into compliance. There are several on-road motor vehicle control options including controlling the number of vehicles, emission reductions standards and fuel standards.

Gwinnett County is geographically sprawling and vehicle dependent with expected traffic growth rates of 10% per year.⁵⁴ Due to this dependence, strategies should be sought that reduce unnecessary traffic including heavy-duty trucks. For example, by eliminating the separate collection of yard trimmings in Gwinnett County, 77 waste collection vehicles would be removed from the road. This reduction in truck traffic alone is the equivalent to reducing air polluting NOx emissions by 50 tons per year, eliminating approximately 16 million road miles traveled (assuming a mileage rate of 18 gallons/mile) and saving the combustion of 885,000 gallons of gasoline.⁵⁵

Solid waste facility applicants should assess air quality impacts and other transportation-related impairments to public health, safety and including, but not limited to: traffic congestion, traffic flows, intersection improvements, road maintenance and truck-related road safety. Assessments must demonstrate compliance with this restriction by modeling the air quality impacts of proposed solid waste

handling facilities and offering mitigation options such as alternative fuels standards and other means.

6.1.3 Locally Desirable Criteria

In addition to the siting limitations established by federal, state and local regulations, this plan considers the following locally desirable criteria in solid waste facility siting decisions. These criteria are not presently required to be met but help inform site selection decisions.

6.1.3.1 Accessibility and Existing Development

Solid waste facilities should be located within one mile of a Freeway, Principal Arterial or Major Arterial as defined by the Gwinnett County Long Range Road Classification Map. In addition, solid waste facilities should not be located in urban or otherwise developed areas.⁵⁶

6.1.3.2 Nature Preserves and Public Recreation Facilities

No solid waste handling facility should be located in, adjoin or otherwise negatively impact nature preserves, public parks or recreation areas.

Gwinnett County's Tribble Mill Park and units within the Chattahoochee National Recreation Area are nature preserves in Gwinnett County. As of 2006, there were 60 County Parks, 49 City Parks, and 7 federal holdings but no State Parks located in the plan area. The parks are spread throughout the County, with the largest along the northwestern border (Little Mulberry Park, a 900-acre park between Dacula and Braselton) and southeastern border of the plan area (Harbins/Alcovy River Park, a 1700 acre site and Tribble Mill Park, a 700-acre public park adjacent to the city of Grayson).⁵⁷

6.1.3.3 Historic Districts and Places

No solid waste handling facility should be located in, adjoin or otherwise negatively impact districts and sites on the National Register of Historic Places or of local historic significance.

There are 17 sites and buildings in Gwinnett County listed on the National Register of Historic Places: Isaac Adair House, Alcovy Road Grist Mill, Bona Allen Shoe and Horse Collar Factory, Bona Allen House, John Quincy Allen House, Robert Craig Plantation, Gwinnett County Courthouse, Hudson-Nash House and Cemetery; Mechanicsville School, Norcross Historic District; Old Seminary Building, Parks-Strickland Archaeological Complex, The Superb, William Terrell Homeplace, Clarence R. Ware House, Elisha Winn House and Thomas Wynne House⁵⁸

The county's historic sites inventory identified 297 churches, schools, bridges, mines, cemeteries, old towns and Native American trails in the plan area. Lawrenceville, as the County seat, has a concentration of historic resources along East Crogan Street. Other notable features include the Old Native American Quarry in the southernmost part of the

County; historic Swann’s Mill located between Dacula and Lawrenceville, and McDaniel’s Bridge along Route 78 west of Snellville.⁵⁹

6.1.3.4 Sensitive Habitats

No solid waste handling facility should be located so as to result in the destruction of the habitats of rare, threatened or endangered plants, animals and biologic communities as identified in the Georgia Natural Heritage Inventory of the Department of Natural Resources. Locations of sensitive habitats are not publicly available and must be determined by the State on a site-by-site basis.

6.2 Assessment of Land Limitation Element

The following assessment presents the land limitation and plan consistency requirements for the siting and development of solid waste disposal facilities in the planning area. In addition to the natural environmental characteristics, land use considerations and locally desirable criteria that create siting limitations, the State requires local Solid Waste Management Plans identify a procedure that determines if a proposed facility or facility expansion is consistent with the Plan.⁶⁰

6.2.1 Land Limitations

Table 6 – 1 shows only those factors (natural environmental characteristics, land use restrictions and locally desirable criteria) that are actually present in the planning area and, therefore, create land limitations for the siting and development of solid waste disposal facilities. It lists the limiting factor, the portion of the factor that measures the limitation (metric) and the type of limitation imposed.

Table 6 – 1. Land Limitations on Site Suitability

Factor	Metric	Type
Small Watersheds	Full Extent	Design
River Corridors	100’ Buffer	Prohibition
Chattahoochee River	2000’ Buffer	Prohibition
Floodplains		
State	100 Year	Design
County	100 Yr/200’ Buffer	Prohibition
Wetlands	Full Extent	Prohibition
Fault Areas	Full Extent	Prohibition
Seismic Zone	Full Extent	Design
Zoning		
Berkeley Lake		Prohibition
Dacula		Restrictions
Duluth		Restrictions
Grayson		Prohibition

Factor	Metric	Type
Lawrenceville		Restrictions
Lilburn		Prohibition/Restriction
Norcross		Prohibition
Snellville		Prohibition
Sugar Hill		Restrictions
Suwanee		Restrictions
Unincorporated Gwinnett County		Restrictions
Airports	10,000' Buffer	Prohibition
Archeological Sites	Full Extent	Restriction
Co-Located	2 Mile Radius	Prohibition
Political Subdivision	½ Mile	Restriction
Air Quality	County-Wide	Prohibition
Private Recreational Camps	1 Mile Radius	
Accessibility & Existing Development		Locally Desirable
Nature Preserves & Recreation Areas	Full Extent	Locally Desirable
Historic Districts	Full Extent	Locally Desirable
Sensitive Habitats	Full Extent	Locally Desirable

Table 6 – 1 shows many locations in the planning area subject to siting limitations. The type of limitations includes absolute siting prohibitions and design restrictions that constrain but do not prohibit the location of solid waste handling facilities. These types are established by federal, state or local regulation. In addition, the locally desirable limitation types are not presently required but may be used to support the decision of policy makers.

6.2.1 Plan Consistency Determination Procedure

In order for the Georgia Environmental Protection Division to issue or renew a permit for a solid waste handling facility, the facility or facility expansion must be consistent with the currently approved local solid waste management plan. The State further requires that local Solid Waste Management Plans identify a procedure that determines if the proposed facility or facility expansion is consistent with the Plan.⁶¹

To make this determination, at least 60 days prior to filing for a solid waste handling permit, or notifying EPD in the case of a solid waste handling facility that is permitted by rule, the owner/operator of the facility will submit to the local government in which the application pertains, a Written Statement of Consistency documenting the all of the following:

1. How the proposed facility or facility expansion will meet the specific goals and/or needs identified in the Plan, specifically what will be:
 - i. The impact on the collection capability within the planning area;
 - ii. The impact on disposal capacity identified in the planning area; and
 - iii. The impact to the waste reduction and recycling efforts within the planning area.
2. How the proposed facility or facility expansion and its operation will impact the community (linked to the plan's specific measures and goals) including, but not limited to:
 - i. The impact to vehicle traffic and public safety around the proposed facility and throughout the planning area;
 - ii. The impact to the financial viability of the existing solid waste management system within the planning area;
 - iii. The impact to individual and business solid waste management rates;
 - iv. The impact of the proposed facility or facility expansion to other natural or cultural resources within the planning area including the State-required Hydrological Assessment; and
 - v. The impact of the proposed facility or facility expansion to the current solid waste management infrastructure within the planning area, both public and private.
3. That the proposed facility or facility expansion is sited in an area deemed suitable according to the Location Suitability Analysis that demonstrates concurrence with the descriptive criteria and Table 6 – 1 in the Land Limitation Element of the approved Solid Waste Management Plan Update.
4. That the proposed facility or facility expansion is sited in a location that is consistent with local zoning ordinances (see Plan Update Section 6.1.2.1 and Table 6 – 2).
5. How the owner/operator of the proposed facility (and any subsequent owner/operators, if sold) will satisfy the financial assurance provision of the plan and local ordinance (Table 6 – 2).
6. That the proper public notification process was followed. At a minimum notification was published in the county's or city's legal organ for a minimum of 15 days (Table 6 – 2).

Table 6 – 2. Local Financial Assurance, Public Notification and Zoning Requirements

	Financial Assurance	Public Notification	Zoning
Berkeley Lake	N/A – Use is not permitted	15-day rezone notice • Signage on subject property • Publication in Gwinnett Daily Post	Not permitted: Chapter 78-238 – Chapter 78-244
Dacula	Consistent with State requirements	• 2 public hearings • Publication in legal organ • Signage on subject property • Adjoining property notification by letter	Section 909, M-2 Heavy Manufacturing/ Industry District
Duluth	Consistent with State requirements	15-day rezone notice • Signage on subject property • Publication in legal organ • Public hearing	Article 12, Sections 1211, 1212 and 1214
Grayson	N/A – Use is not permitted	N/A – Use is not permitted	Not permitted: Article 5, Section 516
Lawrenceville	N/A	15-day rezone notice	Sections 7.12 and 7.13
Lilburn	Consistent with State requirements	15-day rezone notice	Article XII, Sections 1200 and 1309
Norcross	N/A – Use is not permitted	N/A – Use is not permitted	Not addressed
Snellville	N/A – Use is not permitted	N/A – Use is not permitted	Not permitted: Article IX, Section 9.12
Sugar Hill	Consistent with State requirements	15-day rezone notice • Publication in legal organ • Public hearing	Article 9, Sections 909 and 910
Suwanee	Consistent with State requirements	15-day Special Exemption or Variance notice • Publication in legal organ • Public hearing • Signage on subject property • Notification by mail all property owners within 300' of subject property	Article XIII, Sections 507, 509, 1300 and 1301
Unincorporated Gwinnett County	Consistent with State requirements	15-day rezone notice • Publication in Gwinnett Daily Post • Public hearing • Signage on subject property • Notification by mail all property owners within 1,000' of subject property	Article XII, Sections 1200 and 1201 Article XIII, Sections 1310 and 1311

Gwinnett County or the appropriate City government will review the Written Statement of Consistency and determine if the proposed facility or facility expansion is consistent with the approved Solid Waste Management Plan Update. Within 30 days of making their determination, the governmental authority will notify the developer whether or

not the proposed facility or facility expansion is consistent with the Plan. If the proposed facility is not consistent with the Plan, the developer may address the inconsistencies and resubmit their request for another review.⁶²

6.3 Key Findings

The following are key findings based on the presentation and assessment of land limitation factors and plan consistency requirements. They include:

- The planning area is subject to limitations on the siting and development of solid waste disposal facilities.
- These siting limitations arise from restrictions in natural environmental features, land use considerations and locally desirable criteria.
- The restrictions are of three types: 1) absolute prohibitions of facilities established by regulation, 2) siting restrictions and/or design limitations established by regulation; and 3) locally desirable criteria.
- In order for the Georgia Environmental Protection Division to issue or renew a permit for a solid waste handling facility, the facility or facility expansion must be consistent with the currently approved local solid waste management plan.
- Gwinnett County expects the Plan Update to create consistency determination requirements and specify the procedure. The Gwinnett Unified Plan identifies that solid waste issues need analysis and resolution. It defers this analysis and resolution to GC&B, coordinator of the county's solid waste plan.⁶³
- The Plan Update requires applicants to address consistency through a Written Statement of Consistency to include a Location Suitability Analysis, among other factors.

6.4 Needs and Goal

Solid waste handling facilities must be located where they have minimal adverse effects on the community and the environment. In addition, proposed facilities must be consistent with natural resource and land use limitations as well as locally desirable criteria. Specific needs to accomplish this include:

- Enforce Plan Update provisions at the local government level.
- Adopt Plan Update through local government resolutions.
- Review local government zoning, solid waste, litter, property maintenance and related ordinances and amend them to provide linkage to the Plan Update, if necessary.

- Review and update zoning ordinances relative to solid waste facilities, facilities siting and other Plan Update provisions to create consistency.
- Charge the Municipal Solid Waste Advisory Committee with convening a review of local government zoning, solid waste, litter, junkyard, junk car and related ordinances and make recommendations to create consistency among the documents.
- Create a geographic information system (GIS) based Land Suitability Map depicting the geographic areas with limitations for siting to assist the Location Suitability Analysis and Plan Consistency Determination. The Land Suitability Map will portray the factors, the metric (full extent or size of buffer) and type of restriction that can be represented in a map, while the suitability of other factors must be determined on a site-by site basis.

The goal of the land limitation element is to ensure that proposed solid waste handling facilities are sited in areas suitable for such development.

Endnotes for Section 6 Land Limitation Element

- ¹ The State policies described here apply to MSW facilities only. The Georgia Environmental Protection Division has ruled that C&D landfills are a subset of MSW landfills.
- ² DNR Rule 391-3-16-.01(7)(c)1. Criteria for Water Supply Watersheds, pursuant to O.C.G.A. § 12-2-8.
- ³ DNR Rule 391-3-16-.04(4)(h). Criteria for River Corridor Protection, pursuant to O.C.G.A. § 12-2-8.
- ⁴ O.C.G.A. § 12-5-440 – 12-5-447. Metropolitan River Protection Act.
- ⁵ DNR Rule 391-3-4-.05(1)(d). Solid Waste Management Criteria for Siting, amended.
- ⁶ Article XII, Section 1200 and 1201. Zoning Districts in Which Landfills are Permitted. 1985 Zoning Resolution of Gwinnett County, Georgia, revised August 7, 2007.
- ⁷ The Gwinnett Unified Plan: Joint County-Cities Community Assessment Summary Report, prepared for Gwinnett County by Parsons Brinckerhoff, HNTB and Bay Area Economics, submitted January 2007.
- ⁸ DNR Rule 391-3-16-.03(3)(e). Criteria for Wetlands Protection, pursuant to O.C.G.A. § 12-2-8.
- ⁹ DNR Rule 391-4-.05(1)(e). Solid Waste Management Criteria for Siting. Amended, pursuant to O.C.G.A. § 12-8-25.2.
- ¹⁰ DNR Rule 391-3-16-.02(3)(a). Criteria for Protection of Groundwater Recharge Areas, pursuant to O.C.G.A. § 12-2-8.
- ¹¹ DNR Rule 391-4-.05(1)(j). Solid Waste Management Criteria for Siting, amended, pursuant to O.C.G.A. § 12-8-20 et seq.
- ¹² USGS Digital Environmental Atlas of Georgia, <http://ga-ims.er.usgs.gov/website/atlas/viewer.htm>.
- ¹³ The Gwinnett Unified Plan: Joint County-Cities Community Assessment Summary Report, prepared for Gwinnett County by Parsons Brinckerhoff, HNTB and Bay Area Economics, submitted January 2007.
- ¹⁴ USGS Digital Environmental Atlas of Georgia, <http://ga-ims.er.usgs.gov/website/atlas/viewer.htm>.
- ¹⁵ DNR Rule 391-3-16-.05(2)(h) and 391-3-16-.05(4)(1). Criteria for Mountain Protection.
- ¹⁶ DNR Rule 391-3-4-.05(1)(f). Solid Waste Management Criteria for Siting, amended.
- ¹⁷ USGS Digital Environmental Atlas of Georgia, <http://ga-ims.er.usgs.gov/website/atlas/viewer.htm> and the Geologic Map of Georgia, Department of Natural Resources, 1977.
- ¹⁸ DNR Rule 391-3-4-.05(1)(g). Solid Waste Management Criteria for Siting, amended.
- ¹⁹ Seismic Map, USGS, MF-2120, 1990.
- ²⁰ DNR Rule 391-3-4-.05(1)(h). Solid Waste Management Criteria for Siting, amended.
- ²¹ Geologic Map of Georgia, Department of Natural Resources, 1977.
- ²² DNR Rule 391-3-4-.05(1)(a). Solid Waste Management Criteria for Siting, amended.
- ²³ City of Berkeley Lake Ordinances, Chapter 39 Zoning Regulations.
- ²⁴ City of Berkeley Lake Zoning Ordinance, Chapter 78-238 – Chapter 78-244, revised and Email from City of Berkeley Lake Administrator, December 17, 2007.
- ²⁵ City of Dacula Zoning Ordinance, Section 909, M-2 Heavy Manufacturing/Industry District.
- ²⁶ Email City of Duluth Planning & Development Senior Planner, January 8, 2008; Article 12 Sections 1211, 1212 and 1214.
- ²⁷ Grayson Zoning Ordinance of 2005, Article 5, Section 516: Prohibited Uses.
- ²⁸ City of Lawrenceville Zoning Ordinance, 2005, Sections 7.12 and 7.13, www.lawrencevillega.org and Email from City of Lawrenceville Administrative Coordinator, December 20, 2007.
- ²⁹ Lilburn, Georgia, Zoning Resolution, Article XII, Zoning Districts in which Sanitary Landfills are permitted.
- ³⁰ Lilburn, Georgia, Zoning Resolution, Article XII, Section 1309, M-2 Industry District.
- ³¹ Email City of Norcross Community Development Director, January 4, 2008.
- ³² Snellville, Georgia, Zoning Ordinance, Article IX, Schedule of District Regulations Adopted, Section 9.12.
- ³³ Email City of Snellville Public Works Director, December 20, 2007.
- ³⁴ The City of Sugar Hill, Georgia, 2000 Zoning Ordinance, Article 9 Use Provisions, Section 909 Light Industry District (HM-1) and email City of Sugar Hill Planning & Development Director, January 9, 2008.
- ³⁵ The City of Sugar Hill, Georgia, 2000 Zoning Ordinance, Article 9 Use Provisions, Section 910 Heavy Industry District (HM-2) and email City of Sugar Hill Planning & Development Director, January 9, 2008.
- ³⁶ The City of Suwanee 1998 Zoning Ordinance (Revised December 20, 2005), Article XIII, Section 507 C-3 Special Commercial District and email City of Suwanee Planning Division Director, January 10, 2008.

-
- ³⁷ The City of Suwanee 1998 Zoning Ordinance (Revised December 20, 2005), Article XIII, Sections 1300 Sanitary Landfills and 1301 Landfills and email City of Suwanee Planning Division Director, January 10, 2008.
- ³⁸ The City of Suwanee 1998 Zoning Ordinance (Revised December 20, 2005), Article XIII, Section 509 M-1 Light Industry District and email City of Suwanee Planning Division Director, January 10, 2008.
- ³⁹ Email City of Suwanee Planning Division Director, January 10, 2008.
- ⁴⁰ Article XII, Section 1200 and Section 1201. Zoning Districts in Which Landfills are Permitted. 1985 Zoning Resolution of Gwinnett County, Georgia, revised August 7, 2007.
- ⁴¹ Article XIII, Section 1310 M-1 Light Industry District and Section 1311 M-2 Heavy Industry District; 1985 Zoning Resolution of Gwinnett County, Georgia, revised August 7, 2007 and Email Sr. Assistant County Attorney, December 27, 2007.
- ⁴² DNR Rule 391-3-4-.05(1)(c). Solid Waste Management Criteria for Siting, amended.
- ⁴³ www.gwinnettcountry.com/cgi-bin/gwincty/egov/ep/gcbrowse.do?channelId=-536882278&channelPage=%2Fep%2Fchannel%2Fdefault.jsp&pageTypeId=536880236.
- ⁴⁴ O.C.G.A. Section 12-8-25.1. Solid Waste Management.
- ⁴⁵ www.nps.gov/nhl/designations/lists/ga01.pdf.
- ⁴⁶ DNR Rule 391-3-4-.05(1)(k)8. Solid Waste Management Criteria for Siting, amended.
- ⁴⁷ The Gwinnett Unified Plan: Joint County-Cities Community Assessment Summary Report, prepared for Gwinnett County by Parsons Brinckerhoff, HNTB and Bay Area Economics, submitted January 2007.
- ⁴⁸ O.C.G.A. Section 12-8-25.4. Solid Waste Management.
- ⁴⁹ O.C.G.A. Section 12-8-25 (a)(3). Solid Waste Management.
- ⁵⁰ O.C.G.A. Section 12-8-25.5. Solid Waste Management.
- ⁵¹ Gwinnett County Comprehensive Parks and Recreation Master Plan, March 2004, Appendix A 4 Private Facilities Inventory, www.gwinnettcountry.com/departments/parks_rec/pdf/Appendix%20A%20-%20Inventory_no%20graphics.pdf.
- ⁵² Gwinnett County Solid Waste Ordinance, Section 4, 2001 and 2002, adopted 1991 and amended January 2, 2007.
- ⁵³ Transportation Conformity: A Basic Guide for State & Local Officials, revised April 2005, www.atlantaregional.com/cps/rde/xchg/arc/hs.xsl/258_ENU_HTML.htm.
- ⁵⁴ Atlanta Regional Commission, Regional Development Plan Technical Report Update, Natural and Historic Resources Element, 2004 Update.
- ⁵⁵ DCA, A Review of Yard Trimmings Management, Gwinnett County, GA.
- ⁵⁶ Gwinnett County Solid Waste Management/Landfill Siting Study prepared by Jordan, Jones and Goulding, Inc. with the assistance of EDAW, Inc.
- ⁵⁷ The Gwinnett Unified Plan: Joint County-Cities Community Assessment Summary Report, prepared for Gwinnett County by Parsons Brinckerhoff, HNTB and Bay Area Economics, submitted January 2007.
- ⁵⁸ www.nr.nps.gov/rrloc1.htm.
- ⁵⁹ The Gwinnett Unified Plan: Joint County-Cities Community Assessment Summary Report, prepared for Gwinnett County by Parsons Brinckerhoff, HNTB and Bay Area Economics, submitted January 2007.
- ⁶⁰ DCA Rule 110-4-3-.04(5)(d)3. Minimum Planning Standards and Procedures for Solid Waste Management.
- ⁶¹ DCA Rule 110-4-3-.04(5)(d)3. Minimum Planning Standards and Procedures for Solid Waste Management.
- ⁶² DCA, Solid Waste Management Plan, State of Georgia, Appendix B, adopted May 3, 2006.
- ⁶³ The Gwinnett Unified Plan: Joint County-Cities Community Assessment Summary Report, prepared for Gwinnett County by Parsons Brinckerhoff, HNTB and Bay Area Economics, submitted January 2007.
-

Section 7

EDUCATION & PUBLIC INVOLVEMENT ELEMENT

Solid waste management efforts in the planning area have a long and rich focus on public education and involvement. The SWMP 1991, amended in fact held as its central strategy the Keep America Beautiful behaviorally-based systems approach to changing public attitudes and practices through education and involvement. Fostering individuals' responsibility for reducing the amount of solid waste generated and controlling litter can be best realized through public education and involvement.

The Plan Update strategy strongly emphasizes the link between waste reduction goals, collection systems and education and involvement programs to reduce solid waste disposal, improve solid waste handling, affect individual behaviors, improve system economics and reduce environmental impacts. The goal of the Plan Update Education and Public Involvement Element is to help all persons who live and/or work in the community achieve an understanding of the social, economic and environmental issues associated with solid waste management and to encourage all persons to make choices and take action to reduce waste and ensure the proper handling of solid waste.

7.1 Solid Waste Advisory Groups

The rich focus on public education and involvement began in 1980 when the Gwinnett County Board of Commissioners created the Gwinnett Clean & Beautiful (GC&B) Citizens Advisory Board. It was formed for the express purpose of reducing the improper handling of waste and litter in the county by involving and educating the public on proper solid waste practices.

To promote intergovernmental cooperation, a Municipal Government Advisory Council was established in 1990. It consists of an elected representative and the city staff person responsible for solid waste management from each city in Gwinnett County.

In 1991, the Gwinnett County Board of Commissioners named the GC&B Citizens Advisory Board as the Gwinnett's Solid Waste Advisory Board and named the GC&B executive director as Gwinnett's Recycling and Waste Reduction Coordinator. The GC&B Recycling and Waste Reduction Coordinator and the GC&B Citizens Advisory Board have the following responsibilities:

- Develop and conduct continuous education and public involvement programs, which aid in increased source reduction and recycling and the reduction of litter;

- Operate the Recycling Bank of Gwinnett and the Lawrenceville Recycling Center and introduce new forms of technology;
- Measure waste reduction, recycling, littering and educational activities; and
- Make an annual report to the Gwinnett County Board of Commissioners and the Department of Community Affairs.

The 50-member GC&B Citizens Advisory Board, appointed by the Gwinnett County Board of Commissioners, is currently comprised of the following individuals:

Sheila Adcock	L. C. Johnson	Hal Risher, Jr.
Ethel Andersen	Tricia Kennedy	Patsy Rooks
Carole Boyce	Pat Kien	Mary Root
Chuck Button	Jim Kraus	Bill Russell
Tip Cape	Pam Ledbetter	David Seago
Keith Carnes	Jim Maran	Bill Sheals
Dick Carothers	Alicia McCart	Tammy Shumate
Carla Carraway	Caryn McGarity	David Snell
Nancy Chandler	Bartow Morgan, Jr.	Melodie Snell-Conner
Jock Connell	Emory Morsberger	Doug Spohn
Butch Conway	Rick O'Brien	Jim Steele
Steve Gaultney	Jose Perez	Vicki Sweeny
Mike Guynn	Jo Ann Pinder	Richard Tucker
Karen Hill	Paige Powers	Charlie Walters
Paula Hill	Diana Preston	Phylecia Wilson
Lloyd Hofer	Louise Radloff	Philip Wolfe
Mike Ingle	Sharon Rigsby	

The GC&B Citizens Advisory Board is composed of key business and industry leaders, citizen activists and public educators. Their role is to govern GC&B and its programs and to further solid waste management goals by adding visibility, credibility, efficiency, resources and consistency. It relies on science-based programming that has returned \$41.10 in community benefits for each dollar invested. As a result, GC&B has garnered 36 national awards and 43 state awards since its inception.

The GC&B Citizens Advisory Board, the Municipal Government Advisory Council and Gwinnett's Recycling and Waste Reduction Coordinator, function as the prime advisors to elected officials on solid waste management issues and options for their resolution. They provide opportunities for exchange of information and ideas, foster intergovernmental cooperation and promote participation in solid waste management and planning. As the coordination hub, GC&B serves as the county's lead entity and clearinghouse for solid waste management education and public involvement.

7.2 Inventory of Education and Public Involvement Programs

Table 7 – 1 presents an inventory of GC&B’s education and public involvement programs in place today by program type. It also provides information on the jurisdictions that the programs target, the expected audience, number of participants per year, description of impact and the entities that operate the programs.

Designed to boost public awareness and motivate citizen participation, the education and public involvement programs work jointly with a wide range of community partners, including over 150,000 volunteers per year. Community partnerships are an acknowledged key to the success of the public education and involvement programs, moving citizens from learning to action in an effort to achieve source reduction of solid waste, boost recycling, promote alternatives to landfills and other environmental goals.

As mentioned, all plan jurisdictions coordinate with GC&B for the education and public involvement efforts listed in Table 7 – 1. Most of the cities, however, have supplemental programs including Berkeley Lake, Dacula, Duluth, Grayson, Lawrenceville, Lilburn, Snellville, Sugar Hill and Suwanee. The education efforts conducted by these plan jurisdictions include earth day celebrations, newsletters, recycling tours, brochures and websites. They also provide public involvement venues such as citizen feedback groups and city council meetings. The planning cities’ programs target homeowners, businesses, civic groups, teacher and students living in those jurisdictions.

Table 7 – 1. Education and Public Involvement Programs, Planning Area

Programs/Activities	Jurisdiction Covered	Operated By	Target Audience	# of Participants /Year	Description of Impact
Media and Publicity Programs					
Television News & Public Service Announcements	All	County GC&B	Residents Business	250,000 Households	Increased Awareness & Participation
Press Conferences	All	County GC&B	Residents Business	250,000 Households	Increased Awareness & Participation
Monthly Press Releases	All	County GC&B	Residents Business	250,000 Households	Increased Awareness & Participation
Newspaper Articles & Feature Stories	All	County GC&B Cities	Residents Business	250,000 Households	Increased Awareness & Participation
Quarterly Talk Show	All	County GC&B	Residents Business	100,000 Households	Increased Awareness & Participation
Monthly Magazine Feature Stories	All	GC&B	Residents Business	20,000 Households	Increased Awareness & Participation
Daily Cable TV Gee Wiz Green Facts	All	County GC&B	Residents Business	100,000 Households	Increased Awareness & Participation
Direct Mail	County	GC&B	Schools Residents Business Civic Groups	10,000	Increased Awareness & Participation
Interactive Website	All	GC&B	Schools Residents Business Civic Groups	30,772 Unique Users	Increased Awareness & Participation
Monthly E Blasts	All	GC&B	Schools Residents Business Civic Groups	5,500 Individuals	Increased Awareness & Participation
Quarterly Newsletter	All	GC&B	Schools Residents Business Civic Groups	5,500 Subscribers	Increased Awareness & Participation
Outdoor posters	All	GC&B	Civic Groups	500	Increased Awareness & Participation

Programs/Activities	Jurisdiction Covered	Operated By	Target Audience	# of Participants /Year	Description of Impact
Recycling Directory	All	GC&B	Schools Residents Business Civic Groups	30,000 + Users	Increased Awareness & Participation
Garbage Collections & Landfill Directory	All	GC&B	Schools Residents Business Civic Groups	3,170 Users	Increased Awareness & Participation
Litter Hotline	All	GC&B	Schools Residents Business Civic Groups	652 Users	Increased Awareness & Participation
Solid Waste Hotline	All	GC&B	Residents Business	1,072 Users	Increased Awareness & Participation
Operation Waste Free	County Facilities	County GC&B	Government employees	3,500 Users	Increased Awareness & Reduction of Waste
Printed Educational Materials					
Brochures					
It's our Doodie	All	County	Residents	15,000 Distributed	Increased Awareness: Litter & Pet Wastes
Ordinances	All	County Cities	Residents Business	N/A	Understanding of Laws
Composting	All	GC&B	Residents	2,000 Distributed	Diversion of Yard Trimmings
Business & Industry Source Reduction	All	GC&B	Business Industry	50 Businesses	Awareness & Reduction of Wastes
Recycling	All	GC&B	Residents Business	20,000 Distributed	Awareness & Reduction of Wastes
Waste in the Workplace	All	GC&B	Business Industry	50 Businesses	Awareness & Reduction of Wastes
Secure Your Load	All	GC&B DCA	Residents Business	200 Distributed	Reduction of Litter
Flyers					

Programs/Activities	Jurisdiction Covered	Operated By	Target Audience	# of Participants /Year	Description of Impact
Christmas Tree Recycling	All	GC&B	Residents Business	188,000 Distributed	Diversion of 105,913Trees
Recycling Saves Water	All	GC&B	Residents Business	188,000 Distributed	Awareness & Reduction of Wastes
Recycling Saves Energy	All	GC&B	Residents Business	188,000 Distributed	Awareness & Reduction of Wastes
Garbage in Gwinnett	All	GC&B	Residents Business	188,000 Distributed	Awareness & Reduction of Wastes
Litterbags	All	GC&B	Residents	10,000 Distributed	Reduction of Litter
Posters	All	GC&B	Residents Business	100 Distributed	Awareness & Reduction of Wastes
Periodicals Library	All	GC&B	Residents Business Government Schools	N/A	Awareness & Reduction of Wastes
Fact Sheets					
Municipal Solid Waste	All	GC&B	Residents Business Schools Civic Groups	N/A	Awareness & Reduction of Wastes
Hazardous Waste Alternatives	All	GC&B DCA	Residents Business	N/A	Awareness & Reduction of Wastes
GA Solid Waste Management Act	All	GC&B	Residents Business	N/A	Awareness & Reduction of Wastes
Procurement Policies	All	County Cities	Governments	N/A	Increased Purchase of Recycled Products
School Programs & Materials					
Programs					
Teacher Advisory Board	All	GC&B	Schools PTAs	195 Teachers & 12,800 Participants	Awareness & Reduction of Wastes
Teacher Steering Committee	All	GC&B	Local Schools	15 Teachers	Awareness & Reduction of Wastes

Programs/Activities	Jurisdiction Covered	Operated By	Target Audience	# of Participants /Year	Description of Impact
PTA Advisory Board	All	GC&B	Local PTAs	100 Parents	Awareness & Reduction of Wastes
Service Learning	All	GC&B Department of Water Resources	Schools Youth Groups Scouts	1000 Students	Awareness & Reduction of Wastes
High School & College Scholarships	All	GC&B	High School Seniors & College Freshmen	3 Students	Incentive to Pursue Career in Solid Waste Field
School Waste Reduction & Recycling	All	GC&B GCPS Private Companies	Local Schools	130,000 Participants	Awareness & Reduction of Wastes
Environmental Achievement Profile	All	GC&B	Local Schools	67 Schools 103,000 Students	Awareness & Reduction of Wastes
Curricula					
Waste In Place	All	GC&B	Teachers Students	30 Schools, est.	Awareness & Reduction of Wastes
Waste: A Hidden Resource	All	GC&B	Teachers Students	10 schools, est.	Awareness & Reduction of Wastes
Mobius Curriculum	All	BFI GC&B	Teachers Students	N/A	Awareness & Reduction of Wastes
Project Learning Tree	All	GC&B EPD	Teachers Students	N/A	Awareness & Reduction of Wastes
GC&B Lesson Plans	All	GC&B	Teachers Students	N/A	Awareness & Reduction of Wastes
Teacher In Services	All	GC&B	Teachers	3,400 Teachers	Awareness & Reduction of Wastes
Classroom Workshops	All	GC&B	Students	10,300 Students	Awareness & Reduction of Wastes
Educational Materials					
Bookmarks	All	GC&B Gwinnett Soil & Water Conservation District	Students	1,000 Students	Awareness & Reduction of Wastes
School Activity Sheets	All	GC&B DCA	Students	100 Students	Awareness & Reduction of Wastes

Programs/Activities	Jurisdiction Covered	Operated By	Target Audience	# of Participants /Year	Description of Impact
Activity sheets for children	All	GC&B DCA	Children	50 Children	Awareness & Reduction of Wastes
Tip sheets for teachers	All	GC&B	Teachers	250 Teachers	Awareness & Reduction of Wastes
Tip sheets for children	All	GC&B	Children	N/A	Awareness & Reduction of Wastes
Interactive Board – Enviroscape	All	GC&B	Teachers Students	18,500 Teachers & Students	Awareness & Reduction of Wastes
Videos & films	All	GC&B	Teachers Students	N/A	Awareness & Reduction of Wastes
Community Outreach					
Mascot	All	GC&B	Residents Students	N/A	Awareness & Reduction of Wastes
Community Fairs & Parades	All	GC&B	Residents Children	15,000 Participants	Awareness & Reduction of Wastes
Chamber Trade Shows	All	GC&B	Business	N/A	Awareness & Reduction of Wastes
Neighborhood Workshops	All	GC&B	Residents	4217 Homeowners	Awareness & Reduction of Wastes
Speakers Bureau	All	GC&B	Residents Business	1000 Participants	Awareness & Reduction of Wastes
Landfill Tours	All	GC&B Private Landfill Companies	Residents Business	N/A	Awareness & Reduction of Wastes
Recycling Center Tours	All	GC&B	Residents Business	500 Participants	Awareness & Reduction of Wastes
Business Waste Audits	All	GC&B P2AD Private Landfill Companies	Business	20 est.	Awareness & Reduction of Wastes
Promotions/Special Events					
Town Hall Meetings	All	GC&B	Residents	200 Participants	Awareness & Reduction of Wastes
Paper Making Displays	All	GC&B	Students	N/A	Awareness of Recycling Process

Programs/Activities	Jurisdiction Covered	Operated By	Target Audience	# of Participants /Year	Description of Impact
Youth Environmental Patch Program	All	GC&B	Youth	N/A	Awareness & Reduction of Wastes
Recycler of the Year	All	GC&B	Residents Business School	5-10 Entries 1 Award Winner	Awareness & Reduction of Wastes
Governmental Agency of the Year	All	GC&B	Government	5-10 Entries 1 Award Winner	Awareness & Reduction of Wastes
Business of the Year	All	GC&B	Business	5-10 Entries 1 Award Winner	Awareness & Reduction of Wastes
School of the Year	All	GC&B	Schools	20-30 Entries 1 Award Winner	Awareness & Reduction of Wastes
Tee Shirts	All	GC&B	Residents Business School	1000 Participants	Awareness & Reduction of Wastes
Hats	All	GC&B	Residents Business School	5 Participants	Awareness & Reduction of Wastes
Stickers	All	GC&B	Residents Business School	200 Participants	Awareness & Reduction of Wastes
License Plate Purses & CD Holders	All	GC&B	Residents Business School	5 Participants	Awareness & Reduction of Wastes
Special Events Recycling Containers	All	GC&B	Business Government Schools	1,000 Participants	Awareness & Reduction of Wastes
Litter Free Events Guide	All	GC&B	Business Government Schools	2 Participants	Awareness & Reduction of Wastes
Public Involvement					
Adopt A Road	All	GC&B	Business Civic Groups	1,840 Volunteers	Reduction of Litter Removal 31,000 lbs Litter Litter Index Score of < 2
Take Pride in Gwinnett	All	GC&B	Business Civic Groups	7 Partners	Reduction of Litter Litter Index Score of < 2

Programs/Activities	Jurisdiction Covered	Operated By	Target Audience	# of Participants /Year	Description of Impact
Great American Clean Up	All	GC&B Lilburn Norcross Grayson	Residents Business Civic Groups Schools	173 Volunteers	Reduction of Waste 650 lbs of Litter Removed
Christmas Tree Recycling	All	GC&B Sugar Hill Lilburn Lawrenceville Suwanee Snellville	Residents Business Civic Groups Schools	50,000 Volunteers	100,000 Trees Recycled
America Recycles Day	All	GC&B	Residents Business Civic Groups Schools	300 Participants	7,400 lbs Recycled
Recycling Bank Drop-Off	All	GC&B	Residents Business Civic Groups Schools	8700 Participants	750,000 lbs Recycled
Neighborhood Pride Checklist & Grants	All	GC&B	Residents	50 Participants	Awareness & Reduction of Wastes
Attitude/ Public Opinion Surveys	All	GC&B	Residents	5000 Participants	Awareness & Reduction of Wastes
Drop Off Recycling Centers	All	GC&B SP Recycling	Residents Schools	3000 estimated	Recovery of 1,200,000 lbs. est.
Other					
Business Peer Match	All	GC&B P2AD	Residents	N/A	Awareness & Reduction of Wastes
Community Peer Match	All	GC&B	Residents Government	10 Participants	Awareness & Reduction of Wastes
Referral Service	All	GC&B	Residents Business Government	15 Participants	Awareness & Reduction of Wastes
Technical Assistance	All	GC&B	Residents Business Government Schools	10,000 Participants	Awareness & Reduction of Wastes

Source: GC&B, November, 2007

7.3 Assessment of Education and Public Involvement Programs

Table 7 – 2 shows the increased impact of GC&B’s education and public involvement programs since 1989.

Table 7 – 2. Education and Public Involvement Program Impact, Planning Area

	1989	1990	1991	2005
Volunteers	9,490	43,955	49,941	150,000
Volunteer Hours	95,378	391,059	449,464	1,350,000
Organizations Involved	210	234	250	300
Households Involved	42,247	54,738	72,377	250,000
Businesses Involved	65	100	100	200

Source: SWMP 1991, amended and GC&B, 2007

Since the 1991 SWMP, amended, the number of volunteers has more than tripled, as has the number of volunteer hours and the number of households involved in education programs, while organization and business involvement has also grown. Today, there are a total of 90 different, ongoing education and public involvement programs conducted in the planning area. The programming is comprised of:

- 17 types of media and publicity;
- 18 types of printed educational materials;
- 21 types of school, curricula and materials;
- 8 types of community outreach;
- 13 types of promotions and special events;
- 9 types of public involvement; and
- 4 other types of education and public involvement programs.

The majority of these education and public involvement programs target increased awareness and waste reduction as primary objectives. The programs have a broad reach across the entire planning area. GC&B has a contact representative at 1,305 homeowner associations, is involved with 227 civic groups and has a presence at all of the planning area’s public schools. The programs use a variety of outreach mechanisms to positively affect the behavior of a diversity of audiences and ages. In addition, the education programs integrate many disciplines incorporating distinct action components for service and hands-on learning.

7.3.1 Waste Reduction and Recycling Objectives

The education and public involvement programs provide a balance of topics, although waste reduction and recycling are the primary objectives. Public information brochures are made available through direct mail and other means of distribution on the crucial necessity of recycling and understanding the need to take personal responsibility toward achieving source reduction of solid waste. The waste reduction and recycling public information pieces include:

- Reduce, Reuse, Recycle;
- Ordinances;
- Composting;
- Business and Industry Source Reduction;
- Recycling;
- Waste in the Workplace;
- Secure Your Load;
- Christmas Tree Recycling;
- Recycling Saves Water;
- Recycling Saves Energy;
- Garbage in Gwinnett; and
- Recycling and Waste Reduction Tool Kits.

GC&B provides technical assistance on a wide range of specific waste reduction and recycling initiatives. It supports state-conducted waste audits and provides source reduction training. These programs determine the amount of waste generated by citizens, businesses, institutions and local government departments, while the on-site training helps reduce solid waste at the source. Waste in the Workplace training sessions educate the corporate and institutional sectors in practices to make the workplace more waste efficient and environmentally sound.

In addition, the Community-wide promotion of America Recycles Day each November disburses cash prizes, awarding \$100 to the top group and individual recyclers in recycling categories of aluminum and newspapers. The annual Environmental Achievement Award recognizes Gwinnett students, teachers and administrators for initiatives to reduce waste and recycle.

The Community Pride Awards honor individuals for outstanding environmental stewardship or efforts that have benefited the community as a whole and are presented in the areas of Neighborhood Improvement; Education; Environmental Improvement; Enforcement; Business and Industry (the Howard Allen Award) and Recycler of the Year. In addition, a \$2,000 scholarship is awarded to seniors of accredited Gwinnett County High Schools and a \$5,000 annual scholarship is awarded to a student at Georgia Gwinnett College who express interest in pursuing environmental career goals through higher education.

Public education of litter issues and involvement in the need for litter prevention is a special topic area. The Adopt-a-Road Program litter prevention initiative enlists citizens to reduce trash and illegal signage along roads countywide. On site signage Certificates of Appreciation are issued as recognition to Adopt-a-Road groups that maintain a section of road for a year or more. In addition, GC&B promotes public awareness of litter ordinances and enforcement, furnishes anti-littering decals and promotes area cleanups. These and other litter prevention programs have been linked to crime prevention, civic awareness and community pride.

7.3.2 Audience Sectors and Outreach Mechanisms

The vast majority of the education and public involvement programs include all of the plan jurisdictions. The education and public involvement programs provide outreach to a variety of ages and a diversity of audiences. Specific audience sectors include individuals, businesses, elementary, middle and high schools; teachers and parent-teacher associations; neighborhood organizations; recreational athletic associations; scout and other youth clubs; libraries; senior, faith-based and other civic groups; and government agencies.

Local and regional media outlets are effective avenues for public outreach. An assortment of media and outreach mechanisms are used including public service announcements, paid advertisements, news articles, feature stories, thank-you letters and event publicity as well as coverage of awards and award programs. All are designed to promote public education and community involvement in solid waste issues.

The volunteer Speakers Bureau coordinates efforts with state and federal agencies to provide seminars and promote research and technical assistance. The well publicized forums include Workshops-With-Experts, Solid Waste Symposium and teleconferences.

Public and Town Hall meetings solicit public input to identify solid waste issues and solutions and to gauge public participation in recycling programs, litter reduction initiatives, composting and other methods of source reduction. Public participation programs include Take Pride in Gwinnett, the Great American Clean-Up, Christmas Tree Recycling, America Recycles Day, Recycling Bank Accounts, Neighborhood Pride Checklists and Grants and Attitude and Public Opinion Surveys.

Community outreach programs include Mascot appearances, Chamber of Commerce trade shows, neighborhood workshops, tours of local landfills and recycling centers,

Business and Community Peer Matches and a comprehensive referral service. Other promotions and special events include paper-making displays, environmental achievement awards, public awareness tokens for use at events, special events recycling containers and a Litter Free event guides.

The GC&B interactive website is a tremendous public outreach tool and promoting its use by the public is an ongoing effort. The website, www.gwinnettcb.org, includes information for all citizens on graffiti, litter, recycling and solid waste reduction; information for teachers and students; a calendar of relevant solid waste and commemorative celebration dates for the community; training opportunities for all sectors; the Speakers' Bureau resources; and award programs for individuals, businesses, local governments and schools; as well as vital ways to be involved in programs such as the Adopt-a-Road litter prevention initiative. An informative roundtable discussion of Gwinnett County's solid waste and recycling issues is available on the GC&B website as a streaming video entitled Talkin' Trash.

7.3.3 Education and Service Learning

The private and public sectors have developed excellent solid waste management education and public involvement programs specifically designed for schools. In 1991, an estimated 98% of all schools within the Gwinnett County School System were participating in GC&B's education and service learning programs. Today participation is 100%; all of the public schools in the planning area participate, which are operated by the Gwinnett County Board of Education.

A broad cross-section of the entire primary and secondary education community is reached including administrative staff, teachers, students, Parent-Teacher Associations, parents and supporters. The programs integrate many disciplines into one initiative, incorporating a distinct action component, the purpose of which is to elicit active school participation.

Class curricula (AKS Objectives, Tool Kits and Lesson Plans) and service learning allow hands-on opportunities to learn by doing. Solid waste oriented service learning programs include Christmas Tree Recycling, Storm Drain Stenciling and the Great American Clean-Up litter initiative. Educator training in solid waste issues is offered via the Waste in Place program for teachers, which gives hands-on classroom techniques.

Educating school age children on the different types and/or techniques of solid waste management is vitally important. Not only are these children current and future waste generators, they can have a profound effect on the waste practices of parents and families.

7.4 Key Findings

The key findings presented below comprise findings of the education and public involvement element, while the subsequent section identifies needs to link education and waste reduction to the proposed modifications to Gwinnett County's collection system.

Key findings include:

- Communication and coordination of solid waste education and public involvement programs and solid waste management planning and problem solving exists.
- The solid waste advisory groups (the GC&B Solid Waste Citizens Advisory Board, the Municipal Government Advisory Council and Gwinnett's Recycling and Waste Reduction Coordinator) coordinate under the umbrella of GC&B.
- The impact of the education and public involvement programs has increased over time.
- The number of volunteers, the number of volunteer hours and the number of households involved in education programs has more than tripled since SWMP 1991, amended.
- Organization and business involvement has remained strong.
- GC&B has a contact representative at 1,305 homeowner associations, is involved with 227 civic groups and has a presence at 110 of the planning area's 111 public schools.
- There are a total of 89 different, ongoing education and public involvement programs conducted in the planning area.
- The majority target waste reduction and recycling as primary objectives.
- The programs use a variety of outreach mechanisms to positively affect the behavior of a broad diversity of audiences and ages.
- The programs incorporate distinct opportunities for hands-on learning.
- The programs are periodically re-evaluated for their effectiveness in furthering the goals of the Plan Update.
- Virtually all school age children, public school teachers and administrators are reached by the education and service learning programs.

7.5 Needs and Goal

The Plan Update strategy links accomplishing the state-wide waste reduction goal and targets to the modifications to Gwinnett County's residential collection system and the appropriately focused education messages and involvement programs. A sustained public education and community involvement campaign is critical to the successful implementation of the modified collection system and the anticipated waste reduction.

Education and Public Involvement Needs

The planning area's education and public involvement programs are working well. General needs, therefore, are to:

- Continue current GC&B and individual plan jurisdictions' education and public involvement programs.
- Continue to monitor and evaluate the effectiveness of current education and public involvement programs and make adjustments as needed.
- Expand education and involvement programs for business and industry.

Specific education and public involvement needs to support modifications to Gwinnett County's collection system and to achieve the Plan Strategy include:

- A comprehensive public education campaign will need to be designed and launched to ensure broad-based public and political support that will enable the County to transition from an open market system for residential solid waste collection to a County-administered contract system with exclusive collectors and mandatory participation by residents.
- Design effective public education campaign /community information program and associated tools including information on the increased number of acceptable recyclables and mandatory recycling, the addition of yard waste collection, the procedure for bulky waste collection and the collection of home remodeling waste.
- The education and public involvement campaign must be sustained to ensure a two-way flow of information and understanding of the needs and interests of all stakeholders, areas where adjustments may be needed, and the dissemination of performance results so that all know how effective the system.
- Public education budget to launch and sustain the program is needed. A \$3.00/household estimate would provide \$486,000 for the initial campaign. Ongoing annual budget could be based on the number of households served. Public education could be funded with \$243,000 in addition to those funds already allocated to GC&B for other public education and outreach purposes.

It is anticipated that the initial and ongoing public education campaign would be managed by GC&B, since the organization currently provides this role on an ongoing annual basis. Below are high level tasks needed to implement this program:

- Design and launch a comprehensive public education campaign for residential solid waste and recyclable collection.
- Refine the outreach database for use as a mailing list.

- Update contact lists for County, community and civic groups and media.
- Build citizens' informed consent through outreach materials and community forums.
- Plan and conduct collector workshops to ensure they are fully informed about the County's plan and have opportunities to raise questions and concerns about the new system and procurement process and to offer guidance.
- Continue Municipal Solid Waste Advisory Committee.
- Appoint GC&B Citizens Advisory Board as County Solid Waste Advisory Committee.
- Encourage citizen participation in backyard composting.
- Minimize household hazardous waste through education and awareness.
- Design financial incentives to encourage waste reduction from all sources by linking an economic benefit to the implementation of waste reduction efforts.
- Establish incentives or awards to all sectors of the community for participation in waste reduction efforts.
- Monitor, evaluate and expand opportunities for volume based pricing for residential solid waste collection.
- Provide technical assistance to business and industry to increase waste reduction and proper waste handling practices.
- Expand waste reduction programs at government facilities.
- Promote P2AD as clearinghouse for industry to share waste reduction best practices.
- Research and evaluate local, state and national best practices and modify current systems as needed.
- Maintain a directory of all recycling opportunities within the planning areas.
- Continue comprehensive program in public and private schools.

The effectiveness of the proposed collection system and the associated education and public information campaign in meeting the County's vision and the state-wide waste reduction goal and targets will be assessed. Some adjustments to the system and the education and public information program are to be expected and will be applied. Key

benchmarks to assess the success of the new system and its education and public information campaign will include:

- Illegal dumping incidences;
- Recyclables set-out rate;
- Tons of recyclables, yard waste, metals and trash per route, per collector, per day and in aggregate;
- Recyclables processing recovery rate; and
- Recycling rate per capita;

The exclusive contract system for solid waste and recycling collection is expected to reduce solid waste disposal, improve solid waste handling, affect individual behaviors, improve system economics and reduce environmental impacts. Together, these can realize the benefits of a cleaner, healthier, more livable community.

Education and Public Involvement Goal

The goal of the Education and Public Involvement Element is to help all persons who live and/or work in the community achieve an understanding of the social, economic and environmental issues associated with solid waste management and to encourage all persons to make choices and take action to reduce waste and ensure the proper handling of solid waste.

Section 8

IMPLEMENTATION PLAN

The implementation plan develops a balanced and affordable strategy for accomplishing solid waste management goals and needs. The Plan Update and implementation plan are designed to meet or exceed the needs of the planning communities, support local goals, help to meet the state-wide reduction goal and targets and comply with the requirements of state and federal law.

8.1 Implementation Plan

Table 8 – 1 presents a summary of the goals and needs for each of the 5 core planning elements examined in the Plan Update including: 1) waste reduction, 2) waste collection, 3) waste disposal, 4) land limitation and 5) education and public involvement. Along with the goal and need statements, it identifies the element and the planning jurisdiction(s) for which the goal and/or need applies.

The goal and need statements have been pulled from the corresponding element in the Plan Update. Some of the need statements, however, have been shortened to include only the action portion and not the supporting reason(s) for the need. Full text and explanations of the need statements can be found in the corresponding core planning element. Each need statement has been numbered to make associating the need to other information in the Table 8 – 2 easier. The numbers do not represent priorities.

Table 8 – 2 serves as a year-by-year schedule for implementing the identified need(s). It describes existing and new programs to be implemented over the course of the planning period, timing and responsible party for the activity, estimated cost and funding source.

The base year for the Plan Update is 2005 to allow the plan to synchronize with the local comprehensive planning cycle, to base analyses on published demographic and census information captured in 10-year cycles and updated every 5 years and to relate waste characterization calculations and waste reduction targets to state-generated data, which also uses 2005 as a base period. Table 8 – 2 will begin describing programs and strategies in 2008, the year the Plan Update is expected to receive State approval.

Gwinnett County and the participating cities shall report annually to their citizens and the Georgia Department of Community Affairs the status of solid waste management programs, the progress toward the state-wide reduction goal / targets and the total annual cost of providing solid waste management programs. A combination of methods for financing the costs of solid waste management systems is used. Current methods include: franchise fees, tipping fees, sale of recovered materials, subscriber fees, private contributions and grants.

Table 8 – 1. Summary of Goals and Needs by Planning Element – Plan Jurisdictions

Element	Description of Goal/Need	Jurisdiction(s)
Waste Reduction		
Goal	Reduce the amount of solid waste received at disposal facilities.	All
Needs	1) Expand the number of recyclable items collected curbside in the planning jurisdictions and at the local government sponsored recycling facilities.	Gwinnett County
	2) Focus education programs on priority recyclable materials, especially corrugated cardboard, ferrous metal and glass.	Gwinnett County
	3) Design and construct a new single stream residential and commercial recyclables processing facility.	Gwinnett County
	4) Continue to monitor, evaluate and expand commercial recycling programs in the planning area.	All
	5) Continue to monitor and expand opportunities for electronics recycling.	All
	6) Monitor, evaluate and enhance opportunities for reuse and recycling of construction and demolition waste.	All
	7) Convene a work group of the Gwinnett County Recycling and Waste Reduction Coordinator and the Municipal Solid Waste Advisory Committee to determine how to address recycling data issues.	All
	8) Engage in the development of the Comprehensive Debris Management Plan to ensure consistency with the State reduction goal and targets.	All
	9) Provide clearing house and on-going research for waste reduction.	GC&B
	10) Designate GC&B as Waste Reduction & Recycling Coordinator.	Gwinnett County
	11) Promote citizen participation in backyard composting.	All
	12) Minimize household hazardous waste through education and awareness.	All
	13) Monitor, evaluate and expand current drop off collection sites as needed.	GC&B

	14)	Monitor, evaluate and recommend changes for the separate collection of yard trimmings.	GC&B
	15)	Continue collection programs for the recovery and recycling of Christmas trees	All
	16)	Research, develop and stimulate markets for recyclables.	GC&B
	17)	Monitor, evaluate and expand current procurement policies and practices to enhance waste reduction.	All
Waste Collection			
Goal		Ensure the efficient, effective and environmentally sustainable collection of solid waste and recyclables in support of state-wide waste reduction goals for the planning period, 2005 - 2020.	All
Needs	18)	Determine the success of the new residential collection system in unincorporated Gwinnett County, including lessons learned, as soon as practical.	Gwinnett County
	19)	Consider applying similar arrangements to commercial collections in unincorporated Gwinnett County.	Gwinnett County
	20)	Share findings of lessons learned and other measures of success with the planning jurisdiction cities.	Gwinnett County
	21)	Conduct ongoing residential and commercial collection administration including customer billing and receivables, contractor payments, handle service requests and complaints and manage customer changes.	Plan Cities
	22)	Evaluate, monitor and adjust their residential and commercial collection programs as contracts expire to capture increased efficiencies, cost-effective service and waste reduction opportunities.	Plan Cities
	23)	Monitor, evaluate and enhance commercial waste and recyclable collection programs.	All
	24)	Develop new local regulations for companies providing roll-off services.	All
	25)	Engage in the development of the Comprehensive Debris Management Plan to pre-identify haulers and arrangements to bring a contingency collection system(s) on line, if necessary, including debris separation and recycling.	All
	26)	<i>Implement Gwinnett County Modified Residential Collection System – Below</i>	

27)	Establish Gwinnett County's 8 Sub-County Areas (SCAs) for planning purposes as the basis for residential waste and recycling collection service districts.	Gwinnett County
28)	Plan and prepare contract requirements to provide for proper disposal capacity assurances.	Gwinnett County
29)	Prepare and enact amendments to the Solid Waste Ordinance needed for program implementation including requirements for all residential property to participate in municipal waste and recyclables collection.	Gwinnett County
30)	Prepare competitive RFP / contract specifications and procurement documents.	Gwinnett County
31)	Determine how to adjust current customer agreements and transitions.	Gwinnett County
32)	Designate the program manager and administrator.	Gwinnett County
33)	Develop and implement new billing and tracking systems with Gwinnett County and Gwinnett County Tax Commissioner.	Gwinnett County
34)	Notify collection district customers and provide appropriate community information.	Gwinnett County
35)	Evaluate proposals, prepare and award contracts.	Gwinnett County
36)	Hire and train new staff or reassign and train some existing staff for program administration and contract management.	Gwinnett County
37)	Purchase any new equipment and software and/or arrange for any leases, offices, supplies and materials for program implementation.	Gwinnett County
38)	Plan and develop any new facilities and services needed for the program.	Gwinnett County
39)	Conduct ongoing administration including customer billing and receivables collections, pay contractors, handle service requests and complaints and manage customer changes.	Gwinnett County
40)	Monitor contractor compliance, enforce ordinances and contract terms, maintain records, conduct reporting and plan future needs and changes.	Gwinnett County
41)	Hire up to six inspectors for program monitoring and enforcement.	Gwinnett County
42)	Inspectors will verify that citizen concerns are addressed for such items as missed collections, property damage, improper set-outs and contamination of recyclables with waste materials and/or placing recyclables in waste carts.	Gwinnett County
43)	The inspectors will conduct spot checks of recycling carts and provide rewards for carts with high volumes of recyclables.	Gwinnett County

	44)	Complaints and complaint response and resolution, payments, recyclables recovery rates and other information would be monitored with information systems and business processes.	Gwinnett County
	45)	Utilize the Litter Index to monitor and evaluate the modified collection system impact on the reduction of litter and illegal dumping.	Gwinnett County
	46)	Develop and put in place key benchmarks to assess the success of the collection system.	Gwinnett County
	47)	Monitor, evaluate and enhance residential collection systems.	Gwinnett County
	48)	Continue franchise fees for commercial solid waste collection.	Gwinnett County
Waste Disposal			
Goal		Ensure that all solid waste treatment and disposal facilities meet or exceed local, state and federal requirements and are in place to meet the planning jurisdictions' needs for the planning period, 2005 – 2020.	All
Needs	49)	Monitor the effectiveness and cost efficiencies of the proposed modifications to Gwinnett County's residential collection system focused on controls for private sector disposal location decisions.	Gwinnett County
	50)	Share the results and conclusions of this monitoring with all plan jurisdictions.	All
	51)	Determine the replicability of some or all of the provisions in the proposed modifications to Gwinnett County's residential collection system to ensure future disposal capacity for all plan jurisdictions.	All
	52)	Periodically monitor and evaluate guaranteed disposal capacity.	All
	53)	Monitor and evaluate the need for additional transfer stations.	All
	54)	Participate in the development of the Gwinnett County Comprehensive Debris Management Plan to ensure interim disposal options if the primary systems are disrupted.	All
Land Limitation			
Goal		Ensure that proposed solid waste handling facilities are sited in areas suitable for such development.	All
Needs	55)	Enforce Plan Update provisions at the local government level.	All
	56)	Adopt Plan Update through local government resolutions.	All

	57)	Amend local government zoning, solid waste, litter, property maintenance and related ordinances linking them to the Plan Update.	All
	58)	Review and update zoning ordinances relative to solid waste facilities, facilities siting and other Plan Update provisions to create consistency.	All
	59)	Charge the Municipal Solid Waste Advisory Committee with convening a review of local government zoning, solid waste, litter, junkyard, junk car and related ordinances and make recommendations to create consistency among the documents.	All
	60)	Create a geographic information system (GIS) based Land Suitability Map depicting the geographic areas with limitations for siting to assist the Location Suitability Analysis and Plan Consistency Determination.	Gwinnett County
Education & Public Involvement			
Goal		Help all persons who live and/or work in the community achieve an understanding of the social, economic and environmental issues associated with solid waste management and encourage all persons to make choices and take action to reduce waste and ensure the proper handling of solid waste.	All
Needs	61)	Continue current GC&B and individual plan jurisdictions' education and public involvement programs.	All
	62)	Continue to monitor and evaluate the effectiveness of current education and public involvement programs and make adjustments as needed.	All
	63)	Expand education and involvement programs for business and industry.	All
	64)	<i>Implement Gwinnett County Modified Residential Collection System – Below</i>	
	65)	Design and launch a comprehensive public education campaign for residential solid waste and recyclables collection.	Gwinnett County
	66)	Design effective public education campaign/community information program and associated tools.	Gwinnett County
	67)	Sustain the education and public involvement campaign, make adjustments as needed and disseminate performance results.	Gwinnett County
	68)	Launch and sustain a public education budget.	Gwinnett County
	69)	Review and refine existing solid waste reduction and recycling public education materials.	Gwinnett County
	70)	Refine the outreach database for use as a mailing list.	Gwinnett County

71)	Update contact lists for County, community and civic groups and media.	Gwinnett County
72)	Build citizens' informed consent through outreach materials and community forums.	Gwinnett County
73)	Develop and put in place key benchmarks to assess the success of the education program.	Gwinnett County
74)	Continue Municipal Solid Waste Advisory Committee.	All
75)	Appoint GC&B Citizens Advisory Board as County Solid Waste Advisory Committee.	Gwinnett County
76)	Encourage citizen participation in backyard composting.	All
77)	Minimize household hazardous waste through education and awareness.	All
78)	Design financial incentives to encourage waste reduction from all sources by linking an economic benefit to the implementation of waste reduction efforts.	GC&B
79)	Establish incentives or awards to all sectors of the community for participation in waste reduction efforts.	GC&B
80)	Monitor, evaluate and expand opportunities for volume based pricing for residential solid waste collection.	GC&B
81)	Provide technical assistance to business and industry to increase waste reduction and proper waste handling practices.	GC&B
82)	Expand waste reduction programs at government facilities.	All
83)	Promote P2AD as Clearinghouse for industry to share waste reduction best practices.	GC&B
84)	Research and evaluate local, state and national best practices and modify current systems as needed.	GC&B
85)	Maintain a directory of all recycling opportunities within the planning areas.	GC&B
86)	Continue comprehensive programs in public and private schools.	GC&B

Table 8 – 2. Implementation Strategy - Unincorporated Gwinnett County & Cities of Berkeley Lake, Dacula, Duluth, Grayson, Lawrenceville, Lilburn, Norcross, Snellville, Sugar Hill and Suwanee

Activity	Years Program / Activity Takes Place													Responsible Party	Estimated Cost	Funding Source
	2008	2009	2010	2011	2012	2013	2014	2015	2016	2017	2018	2019	2020			
Waste Reduction Element																
1)	X	X	X	X	X	X	X	X	X	X	X	X	X	Gwinnett County	N/A	N/A
2)		X	X	X	X	X	X	X	X	X	X	X	X	GC&B	\$50,000/Year	Solid Waste Management Fees
3)	X	X												Gwinnett County	\$8,000,000	Public or Private Interim Financing
4), 5), 6)	X	X	X	X	X	X	X	X	X	X	X	X	X	GC&B, Plan Cities	\$10,000/Year	Solid Waste Management Fees
7)		X	X											GC&B	N/A	N/A
8)	X	X												Gwinnett County, GC&B, Plan Cities	\$8,000/Year	General Funds
9)	X	X	X	X	X	X	X	X	X	X	X	X	X	GC&B	\$30,000/Year	Solid Waste Management Fees
10)	X	X	X	X	X	X	X	X	X	X	X	X	X	Gwinnett County	\$60,000/Year	Solid Waste Management Fees
11)	X	X	X	X	X	X	X	X	X	X	X	X	X	GC&B	N/A	N/A
12)	X	X	X	X	X	X	X	X	X	X	X	X	X	GC&B	\$20,000/Year	Solid Waste Management Fees
13)	X	X	X	X	X	X	X	X	X	X	X	X	X	GC&B	\$5,000/Year	Solid Waste Management Fees
14)			X	X	X	X								GC&B	\$75,000	Solid Waste Management Fees
15)	X	X	X	X	X	X	X	X	X	X	X	X	X	GC&B	\$40,000/Year	General Fund
16)	X	X	X	X	X	X	X	X	X	X	X	X	X	GC&B	N/A	N/A
17)	X	X	X	X	X	X	X	X	X	X	X	X	X	Gwinnett County	\$2,000/Year	General Fund

Activity	Years Program / Activity Takes Place													Responsible Party	Estimated Cost	Funding Source
	2008	2009	2010	2011	2012	2013	2014	2015	2016	2017	2018	2019	2020			
Waste Collection Element																
18), 20)						X	X	X	X	X	X	X	X	GC&B	\$10,000/Year	Solid Waste Management Fees
19)							X	X	X					Plan Cities	N/A	N/A
21), 22)	X	X	X	X	X	X	X	X	X	X	X	X	X	Plan Cities	N/A	N/A
23)	X	X	X	X	X	X	X	X	X	X	X	X	X	GC&B, Plan Cities	\$20,000/Year	Solid Waste Management & User Fees
24)			X	X										Gwinnett County, GC&B, Plan Cities	N/A	N/A
25)	X	X												Gwinnett County, GC&B, Plan Cities	Same As 8)	General Funds
26)-38)	X	X												Gwinnett County, GC&B	\$3,000,000	Solid Waste Renewal & Extension Fees
39)-44)		X	X	X	X	X	X	X	X	X	X	X	X	Gwinnett County	\$37-\$42 million/year based on # of households; w/~ 1.5 CPI increase/year	Revenue Anticipation Notes & Collection of \$275-\$300/HH/year
45)	X	X	X	X	X	X	X	X	X	X	X	X	X	GC&B	\$8,000/Year	Solid Waste Management Fees
46)	X	X	X	X	X	X	X	X	X	X	X	X	X	GC&B	\$15,000/Year	Solid Waste Management Fees
47)	X	X	X	X	X	X	X	X	X	X	X	X	X	Gwinnett County, GC&B	\$8,000/Year	Solid Waste Management Fees
48)	X	X	X	X	X	X	X	X	X	X	X	X	X	Gwinnett County	N/A	N/A

Waste Disposal																	
49)	X	X	X	X	X	X	X	X	X	X	X	X	X	GC&B	Same as 18)	Same as 18)	
50), 51)						X	X	X	X	X	X	X	X	GC&B Same as 18), 19)	Same as 18), 19)	Same as 18), 19)	
52)		X			X			X		X				X	GC&B, Plan Cities	\$5,000/Year	Solid Waste Management Fees, User Fees
53)		X	X	X	X										Gwinnett County, GC&B	\$75,000	General Fund
54)	X	X													Same as 8), 25) Gwinnett County, GC&B, Plan Cities	N/A	General Funds
Land Limitation																	
55)	X	X	X	X	X	X	X	X	X	X	X	X	X	X	Gwinnett County, Plan Cities	N/A	N/A
56)	X														Gwinnett County, Plan Cities	N/A	N/A
57), 58), 59)	X	X													Gwinnett County, GC&B, Plan Cities	\$10,000/Year	General Funds
60)			X												Gwinnett County	\$8,000	General Fund
Education & Public Involvement																	
61), 62), 63)	X	X	X	X	X	X	X	X	X	X	X	X	X	X	GC&B	\$809,000/Year	Solid Waste Management Fees
64)-72)		X	X	X	X	X	X	X	X	X	X	X	X	X	Gwinnett County, GC&B	\$2,380,000/Yr	Solid Waste Management Fees

73)	X	X	X	X	X	X	X	X	X	X	X	X	X	GC&B	\$30,000/Year	Solid Waste Management Fees
74)	X	X	X	X	X	X	X	X	X	X	X	X	X	Gwinnett County, GC&B, Plan Cities	N/A	N/A
75)	X	X	X	X	X	X	X	X	X	X	X	X	X	Gwinnett County,	N/A	N/A
76)	X	X	X	X	X	X	X	X	X	X	X	X	X	GC&B	N/A	N/A
77)	X	X	X	X	X	X	X	X	X	X	X	X	X	GC&B	N/A	N/A
78)		X	X	X	X	X	X	X	X	X	X	X	X	GC&B	\$300,000/Year	Sale of Recovered Materials
79)	X	X	X	X	X	X	X	X	X	X	X	X	X	GC&B	\$10,000/Year	Private Contributions
80)	X	X	X	X	X	X	X	X	X	X	X	X	X	GC&B	\$10,000/Year	Grants
81)	X	X	X	X	X	X	X	X	X	X	X	X	X	GC&B, P2AD	N/A	N/A
82)		X	X	X	X	X	X	X	X	X	X	X	X	Gwinnett County, GC&B	\$45,000/Year	General Fund
83)	X	X	X	X	X	X	X	X	X	X	X	X	X	GC&B	N/A	N/A
84)	X	X	X	X	X	X	X	X	X	X	X	X	X	GC&B	\$5,000/Year	Solid Waste Management Fees
85)	X	X	X	X	X	X	X	X	X	X	X	X	X	GC&B	\$15,000/Year	Solid Waste Management Fees
86)	X	X	X	X	X	X	X	X	X	X	X	X	X	GC&B	\$85,000/Year	Solid Waste Management Fees, Private Contributions

Appendix A

STAKEHOLDER MEETINGS

1. Rotary Clubs

South Gwinnett Rotary

February 23, 2006

Northwoods Country Club, Lawrenceville, GA

Summary: The County's Solid Waste Coordinator met with members of the South Gwinnett Rotary Club to discuss the current garbage and recycling collection system and its impacts on key quality of life issues.

Members shared their concerns about increasing litter, illegal dumping, possible decline in property values, the impact on crime and the lack of convenient recycling.

Lawrenceville Rotary Club

November 13, 2006

Lil'River Grill, Lawrenceville, GA

Summary: The County's Solid Waste Coordinator met with members of the Lawrenceville Rotary Club to discuss the current garbage and recycling collection system and its impacts on key quality of life issues.

Members shared their concerns about increasing litter, illegal dumping, possible decline in property values, the impact on crime and the lack of convenient recycling.

Rotary Club of Gwinnett

April 24, 2007

1818 Club, Duluth, GA

Summary: The County's Solid Waste Coordinator met with members of the Rotary Club of Gwinnett to discuss the current garbage and recycling collection system and its impacts on key quality of life issues.

Members indicated they would participate in an upcoming survey to share their opinions.

2. Gwinnett Chamber of Commerce Meetings

Meeting #1

April 3, 2006

Chamber of Commerce, Duluth, GA

Summary: The County's Solid Waste Coordinator met with members of the Transportation and Environment Committee to brief them on the plans to update the Gwinnett County Comprehensive Solid Waste Management Plan.

Members asked to be updated on the final plan and recommendations.

Meeting #2

April 12, 2007

Chamber of Commerce, Duluth, GA

Summary: The County's Solid Waste Coordinator met with members of the Partnership Gwinnett Quality of Life Task Force to discuss the current garbage and recycling collection system and its impacts on key quality of life issues.

Members shared their concerns about the current system's impact on traffic, crime and property values.

Meeting #3

May 10, 2007

Chamber of Commerce, Duluth, GA

Summary: The County's Solid Waste Coordinator and CSWAC met with members of the Gwinnett Chamber Board of Directors to discuss the current garbage and recycling collection system and its impacts on economic development and key quality of life issues.

3. Participating Cities

Meeting #1

April 26, 2006

Gwinnett Clean & Beautiful Office, Lawrenceville, GA

Summary: The County's Solid Waste Coordinator met with representatives from the cities of Berkeley Lake, Dacula, Duluth, Grayson, Lawrenceville, Lilburn, Norcross, Snellville, Sugar Hill and Suwanee to review and discuss why a Solid Waste Management Plan is needed, who is involved, the responsibilities of participating cities and the proposed next steps.

Participants reviewed the proposed tasks and timetable and agreed to hold a joint public hearing on May 31, 2006, to notify the public of the intent to update the current SWM

Plan. Participants stated that in order to meet the proposed timetable they should begin to inventory their current programs and compile the data in a central database.

Meeting #2

September 14, 2006

Gwinnett Clean & Beautiful Office, Lawrenceville, GA

Summary: The County's Solid Waste Coordinator met with representatives from the cities of Berkeley Lake, Dacula, Duluth, Grayson, Lawrenceville, Lilburn, Norcross, Snellville, Sugar Hill and Suwanee to review the combined data and identified the following issues:

- 50% of participants don't know if they will have the same collection system in 10 years
- 70% of participants require garbage collection
- 70% of waste collected within cities is disposed of in facilities located outside of Gwinnett County

Participants stated that there are on-going problems with too many garbage trucks servicing the same area, increasing citizen complaints about the noise from the collection of commercial waste and recyclables, and the growing number of non-authorized companies providing roll-off containers for collection of waste in residential, commercial and construction areas.

4. Private Solid Waste Haulers

Meeting #1

May 26, 2006

Gwinnett Clean & Beautiful Office, Lawrenceville, GA

Summary: The County's Solid Waste Coordinator and CSWAC Recycling Task Force Chair invited representatives from all 12 currently approved solid waste collection companies to provide an overview of the planning process to update the SWM Plan, including solid waste and recyclables collection and to hear their questions and concerns. Eight companies sent representatives to this meeting.

The representatives asked questions about how any change to the current system might impact their businesses and when a decision might be made about possible changes. The representatives were told that they would be notified before any proposed changes were recommended and given the opportunity to comment.

Meeting #2

February 23, 2007

Gwinnett County Justice & Administration Center, Lawrenceville, GA

Summary: The County's Solid Waste Coordinator and representatives of the County's License & Revenue and Law Departments invited representatives from all the 13 currently approved solid waste collection companies and representatives from 37 companies that expressed interest in providing solid waste collection in Gwinnett; 20 company representatives attended this meeting.

The County staff reviewed the overall SWM Plan vision and goals, the planning process and timetable, initial findings and the proposed modifications to Gwinnett County's residential collection system. They provided an overview of the possible changes being considered and attendees were given an opportunity to ask questions and share their comments and concerns.

Attendees expressed their concerns about the collection of bulky items, the possible impacts of any change on their businesses, how a mandatory requirement for all homes to have service would be implemented and enforced and how non-payment for service would be handled.

5. Gwinnett Department of Environmental Health

Meeting

June 8, 2006

GDEH Office, Lawrenceville, GA

Summary: The County's Solid Waste Coordinator met with members of the Gwinnett Department of Environmental Health to discuss the current garbage and recycling collection system and its impacts on key quality of life issues.

Members shared their concerns about increasing litter, illegal dumping, possible decline in property values, the impact on traffic and crime, and the lack of convenient recycling.

6. United Peachtree Corners Civic Association

Meeting

November 16, 2006

Norcross YMCA, Norcross, GA

Summary: The County's Solid Waste Coordinator met with members of the United Peachtree Corners Civic Association to discuss the current garbage and recycling collection system and its impacts on key quality of life issues.

Members shared their concerns about increasing litter, illegal dumping, possible decline in property values, the impact on traffic and crime, and the lack of convenient recycling. They asked to be made aware of any future meetings and final recommendations.

7. Gwinnett Senior Leadership

Meeting

January 17, 2007

Georgia Gwinnett College, Lawrenceville, GA

Summary: The County's Solid Waste Coordinator met with members of Gwinnett Senior Leadership to discuss the current garbage and recycling collection system and its impacts on key quality of life issues.

Members shared their concerns about increasing litter, illegal dumping, a possible decline in property values, the impact on traffic and crime, and the lack of convenient recycling.

8. Golden Triangle Community Association

Meeting

February 5, 2007

Collins Hill High School, Lawrenceville, GA

Summary: The County's Solid Waste Coordinator met with members of the Golden Triangle Community Association to discuss the current garbage and recycling collection system and its impacts on key quality of life issues.

Members shared their concerns about increasing litter, illegal dumping, a possible decline in property values, the impact on traffic and crime, and the lack of convenient recycling. They asked to be made aware of any future meetings and final recommendations.

9. Gwinnett County Planning Committee

Meeting

March 21, 2007

Gwinnett County Justice & Administration Center, Lawrenceville, GA

Summary: The County's Solid Waste Coordinator met with members of the Gwinnett County Planning Committee to discuss the current garbage and recycling collection system and its impacts on key quality of life issues.

Members shared their concerns about increasing litter, illegal dumping, a possible decline in property values, the impact on traffic and crime, and the lack of convenient recycling. They asked to be made aware of any future meetings and final recommendations.

Appendix B TELEPHONE & WEB SURVEY INSTRUMENTS

Telephone Survey of 400 Residents of Gwinnett County, GA May 1, 2006 Landmark Communications, Inc.

Hello, may I speak with _____. Mr./Ms. _____, this is (NAME) with Landmark Communications, a public opinion research company.

We're talking with people in Gwinnett County today for just a few minutes about an important local issue to residents in the county. Gwinnett County government is considering major changes to the county's trash collection and recycling systems that will affect you as well as every other resident.

We are not selling anything; we just want to ask your opinions about the proposed changes.

CONFIRM RESIDENT OF GWINNETT

1. What would you say is the single most important problem facing Gwinnett County today, that is the one you are most concerned about?

CRIME / ILLEGAL DRUGS
DEVELOPMENT
ECONOMIC DEVELOPMENT
EDUCATION IMPROVEMENTS
ENVIRONMENT
GOVERNMENT CORRUPTION
GROWTH / OVERDEVELOPMENT
HEALTH CARE ISSUES
ILLEGAL IMMIGRATION
INFRASTRUCTURE
JOBS
LANDFILL NEEDS
MORALITY IN COMMUNITY
POLLUTION/AIR QUALITY
PUBLIC TRANSPORTATION
TERRORISM
TRAFFIC CONGESTION / FIX ROADS / MORE ROADS
WATER
OTHER:

2. Do you feel that things in Gwinnett County are going in the right direction, or do you feel things have gotten off on the wrong track? (Push for a response)

IF CHOICE MADE, ASK: And is that strongly or somewhat about that?

RIGHT DIRECTION/STRONGLY
RIGHT DIRECTION/SOMEWHAT
WRONG TRACK/SOMEWHAT
WRONG TRACK/STRONGLY
DON'T KNOW

3. How much would you say you pay per quarter for trash collection?

LESS THAN \$40/QUARTER
BETWEEN \$40 AND \$50 /QUARTER
BETWEEN \$50 AND \$60/ QUARTER
MORE THAN \$60/QUARTER
DON'T KNOW

Please tell me, on a one-to-ten basis, whether you agree or disagree with the following statements. An answer of ten means you most strongly AGREE, while one means you most strongly DISAGREE.

4. There are too many garbage trucks on the roads and this contributes to traffic congestion

1 2 3 4 5 6 7 8 9 10

5. The number of large garbage trucks on the roads causes wear and tear on our neighborhoods streets

1 2 3 4 5 6 7 8 9 10

6. The number of large garbage trucks on the roads in neighborhoods is a serious safety hazard

1 2 3 4 5 6 7 8 9 10

7. It is a serious problem that over 20,000 households in Gwinnett currently have no trash collection service at all. This has led to a noticeable increase in abandoned trash on roadways and in empty lots in neighborhoods.
-

1 2 3 4 5 6 7 8 9 10

8. The current system makes it difficult for most people to recycle

1 2 3 4 5 6 7 8 9 10

The following are some proposals to change the current system. Please tell me whether you agree or disagree with these proposed changes. An answer of ten means you most strongly AGREE, while one means you most strongly DISAGREE.

9. Gwinnett needs a system that requires everyone to pay for yard waste collection to reduce illegal dumping.

1 2 3 4 5 6 7 8 9 10

10. Gwinnett needs a system that allows citizens to pay for only the amount of garbage they throw away or the services they use.

1 2 3 4 5 6 7 8 9 10

11. Gwinnett should require that all households have garbage collection.

1 2 3 4 5 6 7 8 9 10

12. Gwinnett should change the current recycling system to collect more recyclables in a larger covered container.

1 2 3 4 5 6 7 8 9 10

13. To deal with the problems associated with the county's trash collection system, some county leaders have proposed replacing the current system with a new one.

I'll describe the proposed new system to you now, and please tell me if you would generally support it or oppose it.

The new system would divide the county into eight different districts. Trash collection companies would have to compete in a public bid to service each district, and the only company with the lowest and best bid would be allowed to service each district.

In other words, all households within each zone would have to use the same trash collection service.

(ROTATE ADVANTAGES AND DISADVANTAGES)

The advantages to the new system are that it would greatly cut back the number of garbage trucks driving in neighborhoods, would reduce traffic, would start allowing for pick up of yard waste, would provide more opportunities to recycle, and would be cheaper for most residents than the current program.

The disadvantages to this new proposed system are that it would limit a resident's choice of trash collection vendors, and would require some people to pay for services they might not use.

Generally speaking, would you support or oppose this new proposed trash collection system? (PUSH FOR AN ANSWER, RE-READ IF NEEDED)

SUPPORT
OPPOSE
UNDECIDED

14. If the new proposed trash system saved you money and was cheaper, but you were no longer able to choose your own trash hauling company, would you support or oppose the new system?

SUPPORT
OPPOSE
UNDECIDED

15. If the new proposed trash system dramatically reduced the number of garbage trucks rolling through your neighborhood, but you were no longer able to choose your own trash hauling company would you support or oppose the new system?

SUPPORT
OPPOSE
UNDECIDED

16. If the new proposed trash system made recycling much easier, as well as allowed for yard waste pick up, Christmas tree pick up, and pick up of large bulky items, but yet you were no longer able to choose your own trash hauling company would you support or oppose the new system?

SUPPORT
OPPOSE

UNDECIDED

In order to make sure everyone's opinion gets counted, please answer the following demographic questions...

17. What race do you generally consider yourself?

CAUCASIAN / WHITE
AFRICAN-AMERICAN / BLACK
HISPANIC
ASIAN
OTHER

18. What is your age?

18-25
26-40
41-55
55-65
65+

19. How long have you lived in Gwinnett County?

1 day to 5 years
6 years to 10 years
11 years to 20 years
21 years or more

20. Do you live inside city limits?

YES
NO
DON'T KNOW

21. Do You Own Your Home or Rent?

OWN HOME
RENT

22. Do you live in an Apartment/Condominium Complex?

YES

NO

23. What is your gender? (BY OBSERVATION)

MALE
FEMALE

24. Category: by Commission District (BY DATABASE OBSERVATION)

Thank you for sharing your opinion with us!

(END CALL)

Telephone Survey of 400 Residents of Gwinnett County, GA
April 12, 2007
Landmark Communications, Inc.

Hello, may I speak with _____. Mr./Ms. _____, this is (NAME) with Landmark Communications, a public opinion research company.

We're talking with people in Gwinnett County today for just a few minutes about some local issues in the county. We are not selling anything, we just want to ask your opinions.

CONFIRM RESIDENT OF GWINNETT

1. What would you say is the most important problem facing Gwinnett County today, that is the one you are most concerned about?

TRAFFIC CONGESTION / FIX ROADS
PUBLIC TRANSPORTATION NEEDED
CRIME / ILLEGAL DRUGS PREVENTED
EDUCATION IMPROVEMENTS
ILLEGAL IMMIGRATION
GROWTH / OVERDEVELOPMENT
MORE JOBS NEEDED / MORE ECONOMIC DEVELOPMENT
ENVIRONMENT
LANDFILL NEEDS
WATER
INFRASTRUCTURE
GOVERNMENT CORRUPTION
MORALITY IN COMMUNITY
HEALTH CARE ISSUES
TERRORISM
OTHER
UNDECIDED
REFUSED (TERMINATE)

2. Do you feel that things in Gwinnett County are going in the right direction, or do you feel things have gotten off on the wrong track?

IF CHOICE MADE, ASK: And is that strongly or somewhat about that?

RIGHT DIRECTION/STRONGLY
RIGHT DIRECTION/SOMEWHAT
WRONG TRACK/SOMEWHAT
WRONG TRACK/STRONGLY
UNKNOWN/UNDECIDED
REFUSED

Now I would like to read you a couple of names and have you tell me, for each one, whether you've heard of that person or group and, if so, whether you have a favorable or unfavorable opinion of them. If you haven't heard of the person or group, just say so (ROTATE):

	FAVORABLE	UNFAVORABLE	NO OPINION	NEVER HEARD OF
3. Gwinnett County Board of Commissioners	1	2	3	4
4. Gwinnett Clean and Beautiful	1	2	3	4
5. The Gwinnett Open Land Trust	1	2	3	4

6. Do you use a trash collection service, or do you take trash to landfill yourself?

TRASH COLLECTION SERVICE -- GO TO Q 7

TAKE TRASH TO LANDFILL MYSELF (NO SERVICE)-- GO TO Q 11

BOTH -- HAVE TRASH COLLECTION SERVICE AND TAKE TO LANDFILL MYSELF-- GO TO Q 7

NEITHER -- GO TO Q 11

UNDECIDED -- GO TO Q 11

REFUSED -- GO TO Q 11

7. Can you remember the name of the company who provides your trash collection service?

ALLIED / BFI (BROWNING FERRIS INDUSTRIES)

A TO Z WASTE

WASTE INDUSTRIES

ROBERTSON SANITATION

QUALITY WASTE

RED OAK SANITATION

SOUTHERN SANITATION

SANITATION SOLUTIONS

WASTE MANAGEMENT

SUPERIOR WASTE

DON'T KNOW/UNDECIDED

REFUSED

8. Generally speaking, do you believe you get good trash collection service in exchange for the amount of money you pay?

YES, GOOD SERVICE FOR THE MONEY

NO, NOT GOOD SERVICE FOR THE MONEY
UNDECIDED
REFUSED

9. When thinking about your own trash collection service for your home, would you say you are very satisfied with the service, somewhat satisfied, somewhat dissatisfied or very dissatisfied?

VERY SATISFIED
SOMEWHAT SATISFIED
SOMEWHAT DISSATISFIED
VERY DISSATISFIED
UNDECIDED
REFUSED

10. And what would you say is the main reason you are (satisfied/dissatisfied) with the trash collection service at your home?

FOR SATISFIED ANSWERS:

COST IS LOW/AFFORDABLE/GOOD VALUE
GOOD CUSTOMER SERVICE
ON TIME/REGULAR/USUALLY SHOW UP ON TIME
JUST GENERALLY GOOD SERVICE
CLEAN TRUCKS
MANY OPTIONS AVAILABLE LIKE RECYCLING
GOOD COMMUNICATION FROM THE SERVICE
NICE PEOPLE ON TRUCK
THEY TAKE AWAY MOST THINGS I PUT OUT
OTHER
UNDECIDED (PLEASE WRITE)
REFUSED

FOR DISSATISFIED ANSWERS

COST IS TOO HIGH/TOO EXPENSIVE/BAD VALUE
BAD CUSTOMER SERVICE
CHARGE TOO MUCH FOR PICKING UP LEAVES AND/OR GRASS
NOT ON TIME/IRREGULAR/DON'T SHOW UP ON SOME DAYS
JUST GENERALLY BAD SERVICE
DIRTY TRUCKS
TOO MANY TRUCKS IN NEIGHBORHOOD
TRUCKS DRIVING TOO FAST IN NEIGHBORHOOD
NOT ENOUGH OPTIONS LIKE RECYCLING
POOR COMMUNICATION FROM THE SERVICE
RUDE PEOPLE ON TRUCK
BILLING ISSUES

LEAVE BEHIND TOO MUCH LITTER/THEY DON'T TAKE EVERYTHING
DAMAGED MY PROPERTY/NEARBY PROPERTY
OTHER (PLEASE WRITE)
UNDECIDED
REFUSED

11. Do you recycle at home?

YES, RECYCLE
NO, DON'T RECYCLE
UNDECIDED
REFUSED

12. What would you say is the main reason that you (do recycle/don't recycle)?

YES, I RECYCLE BECAUSE...

HELPS THE ENVIRONMENT/CLEANER ENVIRONMENT
SAVES TREES / SAVES WATER/CONSERVES NATURAL RESOURCES
SAVES ENERGY
CREATES JOBS
REDUCES DEMAND FOR LANDFILL SPACE
RIGHT THING TO DO / JUST MAKES SENSE TO ME
FAMILY MEMBER DOES IT/IT'S JUST A HABIT
I CAN EARN SOME MONEY RECYCLING
OTHER (PLEASE WRITE)
UNDECIDED

NO, I DON'T RECYCLE BECAUSE...

RECYCLING SERVICE NOT AVAILABLE FOR MY HOME
ITEMS AREN'T REALLY RECYCLED
NO CLEAR DIRECTIONS/NO INFO FROM RECYCLING CENTER
NO LOCATIONS TO TAKE THE MATERIALS
I DON'T KNOW HOW
I WASN'T GIVEN SEPARATE RECYCLING RECEPTICLES
COST / TRASH SERVICE REQUIRES PAYMENT FOR CONTAINERS
THE HASSLE/INCONVENIENT/NEVER GET AROUND TO IT
COMPANY DIDN'T PICK UP WHEN SCHEDULED
INCONVENIENT PICK UP TIME
OTHER (PLEASE WRITE)
UNDECIDED

QUESTIONS 13-24 ARE ONLY IF "YES, I RECYCLE" ON Q 11

I will name a few items that some people recycle. Please tell me if they are items you may recycle at least once a month. The first is...

YES NO UNDECIDED REFUSED

13. ALUMINUM CANS

14. TELEPHONE BOOKS

15. GLASS BOTTLES/JARS

16. PAPER/JUNK MAIL

17. MAGAZINES

18. NEWSPAPERS

19. PLASTIC BOTTLES

20. STEEL CANS OR METAL

21. COMPUTER

22. CELL PHONES

23. BATTERIES

24. CARDBOARD

25. In your opinion, is the Gwinnett County Commission taking the necessary steps to reduce graffiti and trash on the roadways here in Gwinnett?

YES

NO

DON'T KNOW/UNDECIDED

REFUSED

26. Currently, households in Gwinnett are not required to have any trash collection service.

Some people prefer having no required trash collection service because it lets them be free to choose their own method of collection.

Other people argue that too many people don't have trash service and are dumping their trash on our roads and on vacant lots.

Do you support or oppose changing the law to require that all Gwinnett households have trash collection service?

SUPPORT CHANGE TO REQUIRE
OPPOSE CHANGE TO REQUIRE
UNDECIDED
REFUSED

27. Generally speaking, would you prefer to pay for your trash collection bill on your property tax bill, or do you prefer to pay for trash collection with a separate quarterly fee billed by the service itself?

PREFER TO PAY ON PROPERTY TAX BILL
PREFER TO PAY SEPARATE QUARTERLY FEE DIRECTLY TO PROVIDER
UNDECIDED
REFUSED

28. Now, I am going to read two different opposing statements about Gwinnett's overall trash collection system. After I read the two options, please tell me which statement you more agree with.

The first statement is... Gwinnett County should keep the current trash collection system in place because I want to choose who picks up my trash and I support a free market system.

The second statement is...Gwinnett County should change the current trash collection system because it costs me too much money (or is not cost effective), and creates too many trucks on our roads and in my neighborhood.

Which statement do you find yourself more in agreement with?
(INTERVIEWER: PUSH HARD FOR ANSWER)

STATEMENT ONE-KEEP SYSTEM
STATEMENT TWO--CHANGE SYSTEM
UNDECIDED
REFUSED

Now finally just a few questions for statistical purposes...

29. What was the last year of education you completed?

LESS THAN HIGH SCHOOL 1
HIGH SCHOOL GRADUATE 2
SOME COLLEGE 3
COLLEGE GRADUATE 4
POST COLLEGE 5
REFUSED..... 6

30. Would you please stop me when I read the correct category for your total household income?

\$15,000 OR LESS	1
\$15,000 TO \$30,000	2
\$30,000 TO \$50,000	3
\$50,000 TO \$75,000.....	4
\$75,000 OR MORE.....	5
REFUSED.....	6

31. Do you own your home or do you rent?

- OWN HOME
- RENT
- UNDECIDED
- REFUSED

32. And about how long have you lived in Gwinnett County?

- 1 day to 5 years
- 6 years to 10 years
- 11 years to 20 years
- 21 years or more

33. And finally, what is your age?

- 18-25
- 26-40
- 41-55
- 56-65
- OVER 65
- REFUSED

34. And for statistical purposes, what is your race?

- WHITE
- NON_WHITE
- AFRICAN AMER/BLACK
- ASIAN
- HISPANIC
- OTHER
- REFUSED

35. Gender (by observation)

1st GC&B Web Site Survey Instrument – Posted May 2006

1. What would you say is the most important problem facing Gwinnett County today, that is the one you are most concerned about?

2. Do you feel that things in Gwinnett County are going in the right direction, or do you feel things have gotten off on the wrong track?

- RIGHT DIRECTION/STRONGLY
 - RIGHT DIRECTION/SOMEWHAT
 - WRONG TRACK/SOMEWHAT
 - WRONG TRACK/STRONGLY
 - DON'T KNOW
-

3. Do you use a trash collection service, or do you take trash to landfill yourself?

- TRASH COLLECTION SERVICE
- TAKE TRASH TO LANDFILL MYSELF (NO SERVICE)
- BOTH -- HAVE TRASH COLLECTION SERVICE AND TAKE TO LANDFILL MYSELF
- NEITHER

4. If you use a trash collection service, what is the name of the company?

5. Generally speaking, do you believe you get good trash collection service in exchange for the amount of money you pay?

- YES, GOOD SERVICE FOR THE MONEY
 - NO, NOT GOOD SERVICE FOR THE MONEY
 - UNDECIDED
-

6. When thinking about your own trash collection service for your home, would you say you are very satisfied with the service, somewhat satisfied, somewhat dissatisfied or very dissatisfied?

- VERY SATISFIED
 - SOMEWHAT SATISFIED
 - SOMEWHAT DISSATISFIED
 - VERY DISSATISFIED
 - UNDECIDED
-

7. If you are satisfied, what is the main reason?

8. If you are not satisfied, what is the main reason?

9. Do you recycle at home?

_____ YES, RECYCLE

_____ NO, DON'T RECYCLE

10. If you do recycle at home, what is the main reason why?

11. If you do not recycle at home, what is the main reason why?

12. If you do recycle at home, what items do you recycle at least once a month.

_____ ALUMINUM CANS

_____ TELEPHONE BOOKS

_____ GLASS BOTTLES/JARS

_____ PAPER/JUNK MAIL

_____ MAGAZINES

_____ NEWSPAPERS

_____ PLASTIC BOTTLES

_____ STEEL CANS OR METAL

_____ COMPUTER

_____ CELL PHONES

_____ BATTERIES

_____ CARDBOARD

13. Currently, households in Gwinnett are not required to have any trash collection service.

Some people prefer having no required trash collection service because it lets them be free to choose their own method of collection.

Other people argue that too many people don't have trash service and are dumping their trash on our roads and on vacant lots.

Do you support or oppose changing the law to require that all Gwinnett households have trash collection service?

- SUPPORT CHANGE TO REQUIRE
 - OPPOSE CHANGE TO REQUIRE
 - UNDECIDED
-

14. Generally speaking, would you prefer to pay for your trash collection bill on your property tax bill, or do you prefer to pay for trash collection with a separate quarterly fee billed by the service itself?

- PREFER TO PAY ON PROPERTY TAX BILL
 - PREFER TO PAY SEPARATE QUARTERLY FEE DIRECTLY TO PROVIDER
 - UNDECIDED
-

15. Now, I am going to read two different opposing statements about Gwinnett's overall trash collection system. After I read the two options, please tell me which statement you more agree with.

The first statement is... Gwinnett County should keep the current trash collection system in place because I want to choose who picks up my trash and I support a free market system.

The second statement is...Gwinnett County should change the current trash collection system because it costs me too much money (or is not cost effective), and creates too many trucks on our roads and in my neighborhood.

Which statement do you find yourself more in agreement with?

- KEEP SYSTEM
 - CHANGE SYSTEM
 - UNDECIDED
-

Now finally just a few questions for statistical purposes...

16. What was the last year of education you completed?

- LESS THAN HIGH SCHOOL
 - HIGH SCHOOL GRADUATE
 - SOME COLLEGE
-

COLLEGE GRADUATE
POST COLLEGE

17. Which category would best describe your total household income?

- \$15,000 OR LESS
 - \$15,000 TO \$30,000
 - \$30,000 TO \$50,000
 - \$50,000 TO \$75,000
 - \$75,000 OR MORE
-

18. Do you own your home or do you rent?

- OWN HOME
 - RENT
-

19. Do you live in an Apartment/Condominium Complex?

- Yes
 - No
-

20. How long have you lived in Gwinnett County?

- 1 day to 5 years
 - 6 years to 10 years
 - 11 years to 20 years
 - 21 years or more
-

21. What is your Zip Code?

22. Do you live inside city limits?

- Yes
 - No
 - Don't Know
-

23. What is your age?

- 18-25
 - 26-40
 - 41-55
 - 56-65
 - OVER 65
-

24. What is your race?

- White/Caucasian
 - Black/African American
 - American Indian & Alaskan Native
 - Asian
 - Hispanic/Latino
 - Other
-

25. What is your gender?

- Female
 - Male
-

2nd GC&B Web Site Survey Instrument – Posted May / June 2007

WE WANT YOUR OPINION!

The Background

In February, 2006, the Gwinnett County Board of Commissioners directed the GC&B Citizens Advisory Committee, its solid waste advisory group, to review and evaluate the County's current trash and recycling system and to recommend changes if needed. The current system had been in place for 17 years and they were hearing increasing complaints and concerns from citizens about the system.

Over the past two years, Gwinnett Clean & Beautiful has conducted extensive research, including thousands of surveys of county residents, regarding Gwinnett County's home trash collection and recycling programs.

Common complaints about the trash system included that many residents are concerned about the large number of garbage trucks on our roads. Multiple carriers servicing the same areas means multiple trucks in and out of neighborhoods daily, stopping traffic and creating safety hazards.

Other complaints included that today all companies charge extra to collect grass clippings, leaves, brush and Christmas trees, and that recycling is confusing and too much of a hassle.

Finally, the biggest problem found was that over 20,000 county households do not have any trash hauling service at all, which means more trash in empty lots and on roadways, and therefore lower property values. As the county grows, this has become more of a problem.

Currently, there are eight different trash-hauling companies, and residents can pick the one they want to use, or have no trash service at all. The advantages to the current system are that residents can choose their own vendor and pay a flat fee no matter how much waste they throw away.

The disadvantages to the current system are that up to sixteen garbage trucks travel in and out of neighborhoods every week, which means more traffic, more safety hazards, trash cans at the curb every day of the week and lower air quality. There is limited recycling and the current system may be more expensive because multiple companies servicing the same neighborhood is not a cost effective or efficient way to do business.

Please share your opinion in this historic survey!

Return To: Gwinnett Clean & Beautiful, 750 South Perry Street, Suite 310
Lawrenceville, GA 30045

Or Fax: 770/822-5179

1. What would you say is the single most important problem facing Gwinnett County today, that is the one you are most concerned about?

CRIME / ILLEGAL DRUGS
DEVELOPMENT
ECONOMIC DEVELOPMENT
EDUCATION IMPROVEMENTS
ENVIRONMENT
GOVERNMENT CORRUPTION
GROWTH / OVERDEVELOPMENT
HEALTH CARE ISSUES
ILLEGAL IMMIGRATION
INFRASTRUCTURE
JOBS
LANDFILL NEEDS
MORALITY IN COMMUNITY
POLLUTION/AIR QUALITY
PUBLIC TRANSPORTATION
TERRORISM
TRAFFIC CONGESTION / FIX ROADS / MORE ROADS
WATER
OTHER: _____

2. Do you feel that things in Gwinnett County are going in the right direction, or do you feel things have gotten off on the wrong track?

RIGHT DIRECTION/STRONGLY
RIGHT DIRECTION/SOMEWHAT
WRONG TRACK/SOMEWHAT
WRONG TRACK/STRONGLY
DON'T KNOW

3. How much would you say you pay per quarter for trash collection?

LESS THAN \$40/QUARTER
BETWEEN \$40 AND \$50 /QUARTER
BETWEEN \$50 AND \$60/ QUARTER
MORE THAN \$60/QUARTER
DON'T KNOW

Please tell us, on a one-to-ten basis, whether you agree or disagree with the following statements. An answer of ten means you most strongly AGREE, while one means you most strongly DISAGREE.

10. Gwinnett needs a system that allows citizens to pay for only the amount of garbage they throw away or the services they use.

	DISAGREE							AGREE	
1	2	3	4	5	6	7	8	9	10

11. Gwinnett should require that all households have garbage collection.

	DISAGREE							AGREE	
1	2	3	4	5	6	7	8	9	10

12. Gwinnett should change the current recycling system to collect more recyclables in a larger covered container.

	DISAGREE							AGREE	
1	2	3	4	5	6	7	8	9	10

To deal with some of the problems associated with Gwinnett's current trash collection system, some county leaders have proposed replacing the current system with a new system. The new system would divide the county into eight-to-ten different districts. The weekly trash collection and recycling service in each district would put out for a public, competitive bid. Only one trash hauling company would win the service for each district.

The advantage to the new system is that it would dramatically cut back the number of garbage trucks driving in neighborhoods, reduce traffic and safety hazards, would provide for pick up of yard waste and bulky items like appliances, would provide more opportunities to recycle, and would be cheaper for most residents than the current program. The disadvantage to this new proposed system is that it would limit a resident's choice of garbage vendors, and that it would require some people to pay for services they may not use.

13. Generally speaking, would you support or oppose this new proposed trash collection system?

SUPPORT
OPPOSE
UNDECIDED

The new trash collection system would limit the number of trash hauling companies in each area. Private companies would have to win competitive bids to win the business of an area. However, Gwinnett households would no longer be able to choose their own individual hauling companies.

14. If the new proposed trash system saved you money and was cheaper, but you were no longer able to choose your own trash hauling company, would you support or oppose the new system?

SUPPORT
OPPOSE
UNDECIDED

15. If the new proposed trash system dramatically reduced the number of garbage trucks rolling through your neighborhood, but you were no longer able to choose your own trash hauling company would you support or oppose the new system?

SUPPORT
OPPOSE
UNDECIDED

16. If the new proposed trash system made recycling much easier, as well as allowed for yard waste pick up, Christmas tree pick up, and pick up of large bulky items, but yet you were no longer able to choose your own trash hauling company would you support or oppose the new system?

SUPPORT
OPPOSE
UNDECIDED

In order to make sure everyone's opinion gets counted, please answer the following demographic questions...

17. What race do you generally consider yourself?

CAUCASIAN / WHITE
AFRICAN-AMERICAN / BLACK
HISPANIC
ASIAN
OTHER

18. What is your age?

18-25
26-40
41-55

55-65
65+

19. How long have you lived in Gwinnett County?

- 1 day to 5 years
 - 6 years to 10 years
 - 11 years to 20 years
 - 21 years or more
-

20. What is your Zip Code: _____?

21. Do You Live inside City Limits?

- YES
 - NO
 - DON'T KNOW
-

22. Do You Own Your Home or Rent?

- OWN HOME
 - RENT
-

23. Do you live in an Apartment/Condominium Complex?

- YES
 - NO
-

24. What is your gender?

- MALE
 - FEMALE
-

ANY OTHER COMMENTS YOU'D LIKE TO SHARE:

Thank you for sharing your opinion with us!

Appendix C CITIZEN COMMENTS

Comment # 1

Submitted via email by Deborah Humphries on December 11, 2005

Ms Humphries commented that if the County takes away her choice of hauler, the County is taking away her responsibility and she wants to be left alone.

Comment # 2

Submitted via email by Linda Holbrook for Lloyd Baker on January 7, 2006

Mr. Baker commented that he is concerned about too many garbage trucks in his neighborhood around Hewatt Road.

Comment # 3

Submitted via letter by Carole & Joe Wright on January 24, 2006

Mr. & Mrs. Wright commented that the current system is inefficient and not dependable. There are loud trucks in neighborhoods with 2 to 3 different companies in the same neighborhoods weekly and too many cans at the street. Mr. & Mrs. Wright requested that the County change the system to one hauler per given area.

Comment # 4

Submitted via letter by Pat Pickering on January 31, 2006

Mrs. Pickering commented that she would like the County to develop a plan for County-wide yard waste composting similar to Cobb County.

Comment # 5

Submitted via email by Russ Weaver, Centerville on March 22, 2006

Mr. Weaver encourages the County to find some method to reduce the number of trucks traveling through Lochwolde Subdivision. He stated that Homeowners Associations need some leverage from the County to accomplish this.

Comment # 6

Submitted via email by Sunny McClendon on May 14, 2006

Ms. McClendon requested that additional items such as cell phones, computers, batteries, plastic bags, Styrofoam and fluorescent tubes be recycled at one central location or curbside.

Ms. McClendon also suggested that a toxic substance collection facility be established with possible usage fees.

Comment # 7

Submitted via email by Samuel Delgado on May 16, 2006

Mr. Delgado stated that he would personally prefer a government operated solid waste service, versus outsourcing to private vendors. This system would provide a more systematic approach to ensuring that each resident is serviced on equal standing with qualified accountability on both ends.

Comment # 8

Submitted via email by Joe Thomas on May 23, 2006

Mr. Thomas commented that the County government must license companies that collect garbage and require recycling as a condition to obtain a permit.

Comment # 9

Submitted via email by Vanessa Blevins on June 15, 2006

Ms. Blevins commented that Gwinnett County should set an example and add more recycling opportunities. All plastics should be recycled including bags, curbside collection of cardboard should be added and larger recycling containers should be provided.

Ms. Blevins also suggested that people should pay more for garbage service if you generate more trash. Ms. Blevins commented that collection of hazardous materials such as old gasoline, paint and engine oil be considered.

Comment # 10

Submitted via email by Lewis McMillan on June 24, 2006

Mr. McMillian commented that he is a new resident to Gwinnett and would like to have a household hazardous waste collection center available to residents.

Comment # 11

Submitted via letter by Ann Williams on June 25, 2006

Mrs. Williams requested that the County go back to one hauler per area like the 1989 regulations.

Comment # 12

Submitted via email by Warren Furlow on July 27, 2006

Mr. Furlow commented that he would the County to have a system like DeKalb County with better service and better rates.

Comment # 13

Submitted via email by Joe Reda on August 8, 2006

Mr. Reda expressed concerns about the overall quality of service provided by several companies he has used.

There are problems with customer service response times. Overall service has declined and rates have risen, particularly for yard waste.

Most companies only recycled the minimum County requirements, and do not take cardboard, other plastic and glass products.

Comment # 14

Submitted via email by Chip Wood on August 16, 2006

Mr. Wood commented that his garbage company is picking up garbage and recyclables together. He expressed concerns about recycling not being conducted properly by haulers, interest in the County going with a single service provider and overflowing dumpsters.

Comment # 15

Submitted via email by Joy Presley on November 28, 2006

Ms. Presley commented that updating the County's Solid Waste Management Plan is long overdue. Ms. Presley expressed concerns about people who don't pay for sanitation service are trashing our County and the County should consider a system like DeKalb County.

Comment # 16

Submitted via email by Annette Bowen, Commissioners Executive Assistant for Gary Hannah (Wildwood at Meadowgate Homeowner's Association) on December 13, 2006

Mr. Hannah is concerned about multiple trucks for trash and recycling creating a hazard in the neighborhood. He asked if County could restrict a hauler to just one zone or district.

Comment #17

Submitted via telephone by Jack **Gantz** on December 18, 2006

Mr. Gantz is very concerned about the increasing cost for the collection of yard waste.

Comment #18

Submitted via email by Kelly Wade on January 7, 2007

Ms. Wade commented that companies are collecting garbage and recyclables prior to 7:00 am.

Comment # 19

Submitted via letter by Emery and Jack Gantz on February 16, 2007

Mr. and Mrs. Gantz commented that yard waste management has been expensive, especially for fixed income and concerned citizens.

Mr. Gantz offered several recommendations to address this issue, including banning all burning, billing all customers for the collection of yard waste, allowing citizens to self haul their yard waste to a County facility and building a County incinerator to create and sell electricity.

Comment # 20

Submitted via telephone by Jimmy Bruce on February 22, 2007

Mr. Bruce commented that the Gwinnett County Board of Commissioners should regulate rates.

Comment #21

Submitted via email by Paula Wallin on March 10, 2007

Ms. Wallin commented that it had come to her attention that the County was considering the regulation of garbage companies. She changed from BFI/Allied recently

due to poor service and is now a satisfied customer of a smaller company, A to Z Waste. If the County decides to mandate the garbage company citizens must use, Ms. Wallin stated that if competition does not exist, service will decline and prices rise.

Comment #22

Submitted via email by Dr. Richard H. Jones on March 4, 2007

Dr. Jones communicated that he recently changed garbage companies to obtain a lower, more competitive service fee. He stated he now uses A to Z Waste.

Dr. Jones supports the right of county residents to choose for themselves their own garbage company.

Comment #23

Submitted via email by Jann Stephens on March 5, 2007

Ms. Stephens commented that she is pleased with the service she has and would like the freedom to continue choosing her garbage collector.

Comment # 24

Submitted via email by Trey Austin on March 5, 2007

Mr. Austin commented that it is not the business of government to get involved in choosing garbage collection companies for citizens. Choice allows competition, competitive pricing and better service.

Comment #25

Submitted via email by Will Parks on March 4, 2007

Mr. Parks commented that he had not been pleased with the service provider by larger sanitation companies and now uses a smaller, independent company. Mr. Parks requested that the County not remove a citizen's rights to choose their company and not remove a small company's right to stay in business.

Comment #26

Submitted via email by Rita Buchanan on March 3, 2007

Ms. Buchanan requested information about the County choosing a garbage company for citizens and was concerned if this restricted small business.

Comment #27

Submitted via email by Ron and Judy Best on March 4, 2007

Mr. and Mrs. Best commented that citizens should have the right to choose their garbage company and get the best pricing available.

Comment #28

Submitted via email by Ravi Kannan on March 8, 2007

Mr. Kannan commented that he had heard that the County was planning to dictate to consumers which sanitation company citizens will use.

Mr. Kannan requested more information so that he could decide if the reasons to change are valid.

Comment #29

Submitted via email by Ali Ansari on March 8, 2007

Mr. Ansari commented that he is against any solid waste ordinance that would be against the principles of freedom and free markets.

Comment #30

Submitted via email by Lane and Becky Bridges on March 16, 2007

Mr. and Mrs. Bridges commented that they don't see anything wrong with multiple companies serving an area. The less competition, the worse for consumers.

Comment #31

Submitted via email by Laura Moss on March 16, 2007

Ms. Moss commented that she would like to recycle, but can't carry the bin back and forth to the street because it is too heavy for the elderly and handicapped people like her. Ms. Moss suggested that larger containers with back wheels be considered.

Comment #32

Submitted via email by Martha Bowman on March 20, 2007

Ms. Bowman commented that citizens should have the right to choose their garbage company and leave the system as it is.

Comment #33

Submitted via email by Pat Durkin on March 20, 2007

Ms. Durkin commented that having the choice to pick the right garbage company for you and your family is what living in the United States is all about.

Ms. Durkin selected her current company because of price and the company's commitment to make sure the garbage cans are not in the middle of the road.

Comment #34

Submitted via mail by Stefanie Walter on March 20, 2007

Ms. Walter commented that she is happy with her current service and likes being able to support her neighbors that own the garbage company that provides her service.

Ms. Walter expressed concern about companies like Atlanta Waste that have answering machines instead of people to address customer service issues.

Comment #35

Submitted via email by Shelly Kozozemski on March 20, 2007

Ms. Kozozemski commented that trash service should be a competitively priced business where homeowners have the ability to change their company if they are not happy with the price or level of service being provided.

Comment #36

Submitted via email by Kathy Coots on March 20, 2007

Ms. Coots commented that she prefers to do business with a smaller company for trash and recycling services. She does not believe the right to select who provides the service should be taken away.

Comment #37

Submitted via email by Marybeth Wydock on March 20, 2007

Ms. Wydock commented that Atlanta Waste was expensive and provided horrible service. Ms. Wydock does not want to pay extra for large amounts of yard waste or just be an account number to a company.

Comment #38

Submitted via email by Glen B. Denton on March 20, 2007

Mr. Denton commented that the County should limit the influx of new haulers to a minimum.

Comment #39

Submitted via email by Doug and Sandra Suits on March 20, 2007

Mr. and Mrs. Suits commented that they want to make their own choice regarding garbage pick up and not have the County choose who they can use.

Comment #40

Submitted via email by Jennifer Fitzgerald on March 20, 2007

Ms. Fitzgerald commented that she does not want the County to determine her waste service provider.

Comment #41

Submitted via email by Pam Dietz on March 21, 2007

Ms. Dietz commented that the County should establish service zones that are small enough to assure that small companies can provide service, maintain existing or lower rates and require that companies provide special services to neighborhoods for clean up projects.

Comment #42

Submitted via email by Mr. and Mrs. Mark Johns on March 20, 2007

Mr. and Mrs. Johns commented that they are concerned about a proposal to take away a citizens right to choose which trash service they want.

Comment #43

Submitted via email by Jennifer Patton on March 20, 2007

Ms. Patton commented that she is adamantly opposed to any plan that forces Gwinnett residents to choose from a limited number of garbage companies. She suggests that the County contract for residential trash service and recycling and pay for it through residential taxes collected.

Comment #44

Submitted via email by Jim Ferguson on March 20, 2007

Mr. Ferguson commented that the County does not need to make decision for him that effect on his pocketbook.

Comment #45

Submitted via email by Tim Castagna on March 20, 2007

Mr. Castagna commented that the cost of waste services will increase and services decline unless there is competition from large and small waste companies.

Comment #46

Submitted via email by Suzanne Holley on March 20, 2007

Ms. Holley commented that the following problems including post-weekend pickup and more competitive pricing should be addressed.

Comment #47

Submitted via email by Deborah Oscarson on March 20, 2007

Ms. Oscarson commented that she does not want to be assigned a waste disposal company by County officials. She believes this will lead to higher prices, corrupt bidding practices and poor service.

Comment #48

Submitted via telephone by Mr. Arthur Jackson on March 20, 2007

Mr. Jackson commented that he does not want the County to take away his choice of Garbage companies.

Comment # 49

Submitted via email by Peter McKee on March 21, 2007

Mr. McKee requested more information about the proposal to limit the number of garbage companies and the advantage of this type of system.

Comment #50

Submitted via email by Leonard Berman on March 21, 2007

Mr. Berman commented that he is pleased with his current service provider. He suggested that if the County wants to take control of trash pick up to ensure recycling and control landfills, the County should get into the trash business.

Comment #51

Submitted via email by Mark Roberts on March 21, 2007

Mr. Roberts commented that he supports the current free market system and does not support a system that will lead to higher rates, poorer service and potentially lead to corruption when contracts for service are put out to bid.

Comment #52

Submitted via email by Harold Richard on March 21, 2007

Mr. Richard commented that he prefers to select his own trash collector based on service and price.

Comment #53

Submitted via email by Robert and Carmen Bray on March 22, 2007

Mr. and Mrs. Bray commented that they are opposed to restricting trash collection to a single vendor for selected areas because this would be a restraint of trade.

Comment # 54

Submitted via email by Charles Bannister for Chrissy Grant on March 14, 2007

Ms. Grant commented that she is concerned about small waste hauling businesses going out of business if the system is changed. Ms. Grant stated she is an owner of A to Z Waste.

Comment # 55

Submitted via email by J. Heffner on March 21, 2007

Mr. Heffner commented that a change to the current solid waste collection system would provide no competition, no service and higher rates. It would not be democratic; it would be communism, dictatorship, and a monopoly.

Comment #56

Submitted via email by Andrew Zdanowicz on March 23, 2007.

Mr. Zdanowicz commented that he is opposed to any proposal to bundle Gwinnett County residents and mandate which trash collection service they will use. He expressed concerns about the quality of customer service provided by Atlanta Waste and Robertson and the increasing rates. Mr. Zdanowicz offered that companies should send

the County a monthly list of non-paying customers and their customers would be warned for failure to have service.

Comment # 57

Submitted via email by Brian Campbell on March 23, 2007

Mr. Campbell commented he is pleased with his current carrier, A to Z Waste, and would prefer to choose his own carrier as opposed to having one chosen for him.

Comment # 58

Submitted via email by Jay Bassett on March 24, 2007

Mr. Bassett commented that the County is required to update the County's Solid Waste Plan every 10 years. He stated that part of this process is to review and evaluate the current trash and recycling collection system. He stated that how garbage is collected impacts our quality of life, the continued economic health of our state and region and the legacy we leave our children and future generations. Mr. Bassett commented that material recovery should be a priority.

Comment # 59

Submitted via telephone from John Dehaan on March 26, 2007

Mr. Dehaan commented that the cost for yard waste collection is outrageous. Mr. Dehaan suggested that the County require this service be included as part of a service included in monthly fees.

Comment # 60

Submitted via email by Tim Castagna on March 25, 2007

Mr. Castagna commented that he does not understand how mandating which company is assigned to an area will keep trash cans away from the curb, decrease litter, stop illegal dumping and increase recycling.

Comment #61

Submitted via email by Kathy Bennett on March 27, 2007

Ms. Bennett commented that a proposal to assign trash haulers would result in poor service and higher rates.

Comment # 62

Submitted via email by Becky Wakim on March 27, 2007

Ms. Wakim commented that the County should leave the trash pick up for neighborhoods as a choice because there will be little incentive for competitive pricing and little incentive to provide excellent service.

Comment # 63

Submitted via email by Narendra Biraj on March 27, 2007

Mr. Biraj commented that he opposes the County choosing a provider for him because companies would have no incentive to hold rates and to provide good service.

Comment # 64

Submitted via email by Joseph Panetta on March 27, 2007

Mr. Panetta commented that he is opposed to any proposed changes that limit his choice to select the trash collection services. He is pleased with his current provider, A to Z Waste.

Comment # 65

Submitted via email by Chris Van Lede on March 28, 2007

Mr. Van Lede is opposed to changes to the trash collection system because it restricts free enterprise.

Comment # 66

Submitted via telephone by Mr. Stewart Rackley on March 28, 2007

Mr. Rackley commented that the restricting the number of haulers would restrict free trade. He stated that he is against requiring homeowners to have garbage service because he takes his to his business.

Comment # 67

Submitted via email by Rene Gutierrez on March 30, 2007

Mr. Gutierrez commented that it is not fair that the County is trying to mandate the garbage company citizen's use.

Comment # 68

Submitted via email by Betty Sieczkowski on March 31, 2007

Ms. Sieczkowski commented that it is her desire to choose her own waste company, since she has to pay the cost it should be her choice.

Comment # 69

Submitted via email by Mr. Lucas Harsh on March 1, 2007

Mr. Harsh commented that he was interested in learning more about a possible proposal to change the County's current garbage collection system.

Comment # 70

Submitted via email by Sarah Schetske on April 1, 2007

Ms. Schetske commented that she would like to have a unified garbage service which reduces the number of garbage trucks speeding through her neighborhood. She stated she believes a new system would better serve the community and be much safer for the children in the neighborhood.

Comment # 71

Submitted via email by Tom Bettler on April 2, 2007

Mr. Bettler commented that he would like to cast his vote for making his own choice in trash collection companies. He stated he is happy with A to Z.

Comment # 72

Submitted via telephone by Reba Sherman on April 3, 2007

Ms. Sherman commented that she takes her garbage to Barrow County and is opposed to mandatory garbage collection.

Comment # 73

Submitted via email by Eric Castillo on April 4, 2007

Mr. Castillo commented that he would like the present system to continue.

Comment # 74

Submitted via email by Cynthia Shaffer on April 10, 2007

Ms. Shaffer commented that if the County changed the system it should operate the system. This way citizens will have to participate and the County can allow bidding by zones with different companies.

Comment # 75

Submitted via email by Jeonja Kim on April 10, 2007

Mr. Kim commented that he would prefer to stick with his current trash company, A to Z Waste.

Comment # 76

Submitted via email by Bill & Shirley Behnke on April 11, 2007

Mr. & Mrs. Behnke commented that the County should not approve a change to the current trash collection system.

Comment # 77

Submitted via email by Geoff Hooper on April 14, 2007

Mr. Hooper commented that he is opposed to any system that locks citizens into a chosen company.

Comment # 78

Submitted via email by Mary Martin on April 19, 2007

Mrs. Martin commented that that her neighborhood is experiencing many problems with too many trash collection trucks and would like a system that consolidates the service to one hauler in an area.

Comment # 79

Submitted via email by Samuel Delgado on April 27, 2007

Mr. Delgado commented that he is glad the County is looking at a different system and would like to see a garbage collection system like Miami- Dade where the County provides the service.

Comment # 80

Submitted via email by Todd Bryant on April 27, 2007

Mr. Bryant commented that he wished there were more County promoted recycling opportunities at ballparks.

Citizen Community Meeting Comments

During March 2007, five community meetings were held around the county to gather citizen input on solid waste and recyclables collection. Listed below are comments offered during these meetings.

Suwanee - 3/15/07

- Put presentation on website
- What do things like yard waste and tires go?
- What happens if service is mandatory and individual doesn't pay? (? from hauler)
- City collected trash in Arizona where he lived; what we have is a joke
- Bill trash cost with water - wouldn't require additional people or new process
- Location where previously lived had once per quarter bulky item pick-up or you could deliver anytime to a transfer station.
- Advance to putting on tax bill would be that people would pay a year in advance so County could use the interest
- If included in property tax bill, homeowner pays and includes in rent. If not assessed to the house, would never get \$.
- Let subdivisions manage their own bid process (comment from hauler; but this doesn't address homes that don't have organized HOA)
- What's the difference between subdivisions getting bids and County getting bids?
- It's difficult for HOAs to ask residents to pay; get consensus
- Problem with unlicensed haulers
- Pleased with the work that has been done. There currently is a lack of emphasis on safety, health, and cost. Trash definitely impacts health.
- HOA - tries to bid but people can't agree.
- All those trucks are going to kill a child
- trash cans now out 4 days a week in subdivision instead of 1
- Allow HOAs over certain size to be exempt if they bid service
- There's no incentive to recycle.
- All supported mandatory garbage service
- If a garbage company serves all customers in a district, it seems like they are going to save money.
- A garbage company mentioned that it's going to cost them \$1.5 million to move garbage cans
- Liked Phoenix area where he lived - everyone put trash can out on same day.

Dacula - 3/19/07

- Other areas collect more recyclables
- How are we going to get people to pay?
- How are you going to force someone to have garbage collection service
- Opposed to burning trash
- Formerly lived in Seattle area - should use their program as a model; recycle almost everything - recycling bin larger than trash bin.

- Agree with need to reduce traffic
- In addition to curbside, town where he used to live had 5 transfer stations to take material to. We paid less than we paid now
- Need to address the issue of electronics recycling
- Great job gathering all this information and presenting in an understandable way
- Supports having 2 companies in each district so some choice
- Will one company be able to operate in all districts (no)
- Others voiced opinion wanting only 1 company
- Because smaller trucks have to be consolidated into larger trucks at transfer stations, will we have more and larger trucks on the road
- People should be allowed to keep smaller recycling bin if they would like; add lid.
- What if significantly different prices in different districts - afraid she'll get stuck in a district that's highest priced. Currently saves \$100/yr. because company came in and offered lower price than her prior carrier.
- There may be a disparity of cost across Gwinnett due to location of landfills/transfer stations. Need to limit price disparity.
- Happy with the current system; we should be focusing on areas where there is trouble
- Always had good service
- I had to pay a fee for my bins -- will I get a credit?
- Like having volume-based pricing and encouraging people to recycle. Her daughter lives in the Netherlands where they recycle a lot more items and have a purple bag system.
- Seattle used to have 3 recycling bins for various items (including food waste). Now have 1 bin - everything goes in that one bin
- If volume-based, will need positive re-enforcement to keep non-recyclables out of recycling bins.

Lawrenceville – 3/20/07

- Recycling should be mandatory
- Give seniors/singles choice of smaller bin with lid (for trash and for recycling)
- How will you enforce mandatory?
- Would renters pay or homeowners?
- (Hauler) - Estimate of 13,000 delinquent accounts currently - will County have resources to enforce?
- Limiting to 1-2 companies will make it easier to enforce bad debt (no jumping between companies)
- How will you handle if volume is occasionally higher and doesn't fit in trash can
- I currently pick up litter around my neighborhood and put in my trash - I won't be as inclined to do so if pay for garbage based on volume.
- Will anything more be done to promote recycling
- Should be able to put lien on property of people who don't pay
- Why is recycling now being put all in one container?
- Should notify homeowners about single stream sorting eliminating need to separate materials.

- I've seen my recycling put into the regular garbage truck (notify GCB when you see this)
- Some trash trucks are in my neighborhood before 7 a.m. (notify GCB)
- Need more options/drop off centers for hazardous materials
- Current open top recycling containers contribute to litter problem
- Need more than 1-2 companies to ensure good customer service/low prices
- County needs to be actively involved
- Prefer free enterprise system
- Recycling shouldn't be mandatory
- Need to provide positive incentives to recycle
- Why should I sort my trash so another company can make money off it?
- County has to change current system, but doesn't like options presented
- How can you accept more items for recycling, provide more services, more enforcement and save money (lower fees?)
- What happens to recycled materials today?
- Need more recycling.
- What happens to yard waste today?

Pinckneyville - 3/26/07

- My neighbors burn their trash; fire dept can't do anything if person puts it out
- How do I stop my neighbor from pouring oil down drains
- Will county invoice for trash service?
- Need to be able to recycle more items
- Make trash collection mandatory - cost structure would make it manageable
- Easier to have County manage trash collection (former DeKalb resident)
- People who aren't paying now aren't going to pay even when made mandatory
- If cost included in taxes, everyone pays and collection is not an issue
- If county negotiates rates, it should be cheaper and more efficient
- If not mandatory, what measures would be put in place to address illegal dumping and accumulation of trash?
- Add policy dictating how yard waste is collected (from person who selected provider based on yard waste service)
- Need separate rate structure for senior citizens
- What % of yard waste going to regular landfills
- You showed that recycling participation is declining. Is that national trend or unique to Gwinnett?
- People who recycle more should get a credit on their bill
- How are we going to manage people putting extra garbage around small can?
- What provisions can be made for community/neighborhood cleanups?
- Yard waste needs to be collected weekly; people don't have a place to store it.
- I prefer mandatory pick up and included in property tax bills
- People need to pay based on how much they produce
- We're currently getting ripped off money wise. Person 'surveyed' friends/relatives in other locations and found we are getting less service at higher cost.
- How does our system/cost compare to other counties in Metro Atlanta?

- Any efforts by schools and County government to recycle?
- Need to encourage recycling
- What is the county doing to deal with the litter issue?
- I clean up litter in my neighborhood (Ingram Road)
- Need to put anti-litter notices/ads in newspapers, especially Hispanic newspapers

Stone Mountain - 3/29/07

- Some audience members grumbled at first two options when read
- Yard waste pick-up should be included in cost (like in Lilburn)
- Why can't people outside city of Snellville take debris & yard waste to Snellville Recycling Center?
- Why do you expect a decrease in price with these proposals
- Would rather pay more for bulky items and not have to pay for yard waste service
- Why not make recycling mandatory?
- Consensus of attendees supported mandatory recycling
- Does each company have own landfill/transfer station - will this proposal limit the number of landfills and transfer stations in Gwinnett
- Can we put all recyclables in one container?
- Will you have to pay for the bin
- Do garbage companies recycle yard waste?
- Would you pay for yard waste based on usage (or everyone pay the same no matter how much material they put out)?
- Any consideration given to County providing the service?
- Public needs to be educated that we live in the 21st century and we can't just dump our trash like some use to.
- How is the County going to keep lawn service companies from illegally dumping or blowing debris into the street.
- Possible changes to Business License process - lawn service companies need to indicate where they are taking material and sign statement agreeing that they understand it is illegal to blow debris into street/down storm drains.
- County employees need to adhere to litter ordinance restriction against blowing material into the street/storm drain.
- I'm leery of the government saying that they are going to lower my cost.
- How often will these contracts be re-bid?
- How to deal with 'unclaimed' dog waste
- Will garbage companies report households that aren't paying for service; citizens reluctant to report because can't report anonymously.
- Will we vote for this proposal at an election?
- How do we make sure the Commissioners don't take the easy way out?

Appendix D PUBLIC HEARINGS

Comprehensive Solid Waste Management Plan

**Public Hearing
May 31, 2006
7:00 p.m.**

The Public Hearing was called to order by Connie C. Wiggins at 7:00 p.m. on May 31, 2006 at the Gwinnett Justice & Administration Center, 75 Langley Drive, Lawrenceville, Georgia.

The hearing was attended by seven (7) citizens and three (3) Gwinnett Clean & Beautiful Staff.

Thank you for attending the Solid Waste Public Hearing this evening.

I am Connie Wiggins, Gwinnett County's Solid Waste Coordinator and the Staff Support for the Gwinnett Clean & Beautiful Citizens Advisory Board which is named by the Gwinnett County Board of Commissioners to serve as the County's Solid Waste Advisory Board.

The purpose of this evening's meeting is:

- To announce the intent of Gwinnett County and the cities of Berkeley Lake, Dacula, Duluth, Grayson, Lawrenceville, Lilburn, Norcross, Snellville, Sugar Hill and Suwanee to prepare a comprehensive update to The Gwinnett County and Participating cities Solid Waste Management Plan;
- To give an overview of the process and timetable to be used for the update; and
- To hear from you here this evening about any comments, concerns or questions you may have about solid waste issues.

This update is required by the State of Georgia Comprehensive Solid Waste Management Act. Minimum planning requirements are required by state law through the Minimum Planning Stands developed by the Georgia Department of Community Affairs.

At a minimum, the Plan must:

1. Provide for the assurance of adequate solid waste collection capability for at least 10 years;

2. Provide for the assurance of adequate solid waste disposal capacity for at least 10 years;
3. Provide for a program that assists the state in reducing the amount of waste disposed;
4. Identify all solid waste handling facilities, including size, type and remaining capacity;
5. Identify land areas unsuitable for solid waste handling facilities; and
6. Identify goals and implementation strategies to meet current and future needs.

The process we will use includes the following steps:

1. Conduct a waste stream disposal analysis, inventory of generators, types of waste disposed, estimate % of each component in the waste stream, project forecast for next 10 years.
2. Conduct an inventory of current waste reduction and recycling programs, assess if current programs meet 25% reduction strategies, identify future needs, goals and strategies.
3. Conduct an inventory of current collection systems, identify types, management, assess adequacy of current programs, identify future needs and goals, and develop strategies to meet 10 year needs.
4. Evaluate current illegal dumping and littering conditions and develop strategies to reduce these problems.
5. Conduct a detailed inventory of current disposal facilities and practices, assess adequacy of current systems and facilities, and identify strategies to meet current and future needs.
6. Provide an assessment of land area, which due to environmental limitations or land use factors are unsuitable for solid waste facilities.
7. Provide an inventory of current education and public involvement opportunities, assess adequacy of current programs, and identify strategies to meet current and future needs.
8. Identify an implementation schedule and identified strategies for relevant programs for each core element.

In addition, we are required to provide adequate opportunities for public participation in this process. These will include this hearing this evening, community sector reviews, input from and analysis by the Citizens Advisory Board, a Municipal Technical Committee, website survey, written comments via email or letter, community meetings and/or further public hearings.

State law requires that Gwinnett County and participating cities have an approved plan in place by early 2008.

The following are the overall proposed minimum goals for the Comprehensive Solid Waste Management Plan:

Waste Composition: To determine the amount and composition of solid waste disposed of by Gwinnettians.

Collection: To ensure the efficient, effective and environmentally sustainable collection of solid waste and recyclables for the next 10 years.

Waste Reduction: To reduce the amount of solid waste received at disposal facilities.

Disposal: To ensure that all solid waste treatment and disposal facilities meet or exceed local, state and federal requirements and are in place to meet our needs for the next 10 years.

Land Limitations: To ensure that the proposed solid waste handling facilities (recycling centers, processing facilities, transfer stations, landfills) are sited in areas suitable for such development.

Public Education and Involvement: to help all persons who live and/or work in community achieve an understanding of the social, economic and environmental issues associated with solid waste management and to encourage all persons to make choices and take action to reduce waste and ensure the proper handling of solid waste.

Finance and implementation: To develop a balanced and affordable solid waste management plan and implementation strategy, which supports the goals and meets or exceeds the needs of our community and the requirements of state and federal law.

A draft plan for public review is expected to be available in October or November of this year.

Now, I would like to hear any comments, concerns or questions you may have. So that we can accurately record this evening's proceedings, I would ask that you state your name and address.

Seeing that no one wishes to address this Public Hearing, this session stands adjourned at 7:06 p.m.

Comprehensive Solid Waste Management Plan

Public Hearing December 10, 2007 7:00 p.m.

The Public Hearing was called to order by Connie C. Wiggins at 7:00 p.m. on December 10, 2007 at the Gwinnett County Justice & Administration Center, Main Auditorium, 75 Langley Drive, Lawrenceville, Georgia.

The hearing was attended by one hundred three (103) citizens and five (5) Gwinnett Clean & Beautiful Staff.

Welcome and thank you for attending the Public Hearing for the Draft Comprehensive Solid Waste Management Plan for Gwinnett County and the cities of Berkeley Lake, Dacula, Duluth, Grayson, Lawrenceville, Lilburn, Norcross, Snellville, Sugar Hill and Suwanee.

I am Connie Wiggins, Gwinnett County's Solid Waste and Recycling Coordinator and lead staff for the County's Solid Waste Advisory Board.

The purpose of this evening's meeting is:

- To brief the community on the contents of the draft plan;
- To provide an opportunity for residents to make comments and suggestions for additions or revisions; and
- To inform the community when the plan will be submitted to the Atlanta Regional Commission and Georgia Department of Community Affairs for review.

Ms. Wiggins introduced Terry DeMeo King, who provided a PowerPoint presentation briefing that highlighted the contents of the draft plan. The briefing included:

- The planning horizon and participating local governments;
- The state required elements for local solid waste plans;
- The planning process including public input, field assessments, review of best management practices and data analysis; and
- Key findings, recommendations, goals and needs.

Those meeting attendees who had requested an opportunity to speak were called by name and provided two (2) minutes to make comments. Of the 103 attendees, 26 provided comments. The majority of the comments addressed the proposed revisions to the County's collection system and how these changes will affect consumer choice and may impact cost of service, competitiveness of small haulers and customer service. Other comments focused on the anticipated benefits from the revised collection system including increased recycling, reduced truck traffic in neighborhoods, air quality improvements and increased efficiencies in waste collections.

Ms. Wiggins thanked everyone for attending the public hearing and for taking the time to share their comments. She then described the next steps in the process to include:

- The draft plan will be considered by the Gwinnett County Board of Commissioners and the City Council Members of each participating City before the end of the calendar year.
- Each governing body will then submit a resolution to have the State begin their required review of the draft plan.
- It is expected that the draft plan will be submitted to the State for review on or before December 31, 2007.

The public hearing was concluded at 8:35 p.m.

The draft solid waste management plan was posted on the Gwinnett County and the GC&B websites on November 26, 2007 for public review. The PowerPoint presentation was posted on the GC&B website December 11, 2007 for review. A certified transcript of the December 10, 2007 public hearing was recorded by West Court Reporting.

Appendix E

RESOLUTIONS - PLAN UPDATE SUBMITTAL

All of the local governments participating in the Plan Update have adopted resolutions in support of its submittal to the Atlanta Regional Development Center and the Georgia Department of Community Affairs for official State review and approval.

Scanned copies of these resolutions begin on the next page. Some of the resolutions are multi-page documents. They appear in the following order:

Gwinnett County

City of Berkeley Lake

City of Dacula

City of Duluth

City of Grayson

City of Lawrenceville

City of Lilburn

City of Norcross

City of Snellville

City of Sugar Hill

City of Suwanee

RESOLUTION

A RESOLUTION TO SUBMIT A PROPOSED 10 YEAR UPDATE TO THE COMPREHENSIVE SOLID WASTE MANAGEMENT PLAN FOR GWINNETT COUNTY AND THE CITIES OF BERKELEY LAKE, DACULA, DULUTH, GRAYSON, LAWRENCEVILLE, LILBURN, NORCROSS, SNELLVILLE, SUGAR HILL AND SUWANEE

WHEREAS, the Comprehensive Solid Waste Management Act of 1990, as Amended in 2004 (hereinafter "the Act"), requires that Gwinnett County update its comprehensive solid waste management plan (hereinafter "plan") every ten years in accordance with a schedule established by the State of Georgia Department of Community Affairs (hereinafter "Department of Community Affairs"); and

WHEREAS, Gwinnett County is obligated to fulfill its responsibilities under the Act; and

WHEREAS, as required by the Act, Gwinnett County has provided opportunity for public participation in the planning process for updating its plan; and

WHEREAS, the Gwinnett County Board of Commissioners has directed Gwinnett Clean & Beautiful to draft an updated plan for Gwinnett County and the Cities of Berkeley Lake, Dacula, Duluth, Grayson, Lawrenceville, Lilburn, Norcross, Snellville, Sugar Hill, and Suwanee; and

WHEREAS, the draft updated plan has been reviewed by and commented upon by the citizens of Gwinnett County during public meetings; and

WHEREAS, the draft updated plan must first be submitted to the Atlanta Regional Development Commission for review and comment before submission to the Department of Community Affairs; and

WHEREAS, the draft updated plan has been reviewed by the Board of Commissioners.

NOW, THEREFORE, BE IT RESOLVED that the draft updated plan is hereby approved for submission to the Atlanta Regional Development Commission, and it is hereby certified that public participation requirements have been met.

SO ADOPTED this 11th day of December, 2007.

BOARD OF COMMISSIONERS
GWINNETT COUNTY, GEORGIA

By:



CHARLES E. BANNISTER
Chairman

ATTEST:





APPROVED AS TO FORM:


Tuwanda Rush Williams
Senior Assistant County Attorney

City of Berkeley Lake

R-37-07

A RESOLUTION BY THE MAYOR AND CITY COUNCIL OF THE CITY OF BERKELEY LAKE TO SUBMIT A PROPOSED 10 YEAR UPDATE TO THE COMPREHENSIVE SOLID WASTE MANAGEMENT PLAN FOR GWINNETT COUNTY AND THE CITIES OF BERKELEY LAKE, DACULA, DULUTH, GRAYSON, LAWRENCEVILLE, LILBURN, NORCROSS, SNELLVILLE, SUGAR HILL AND SUWANEE

WHEREAS, it has been determined by The City of Berkeley Lake, that it is necessary to reduce the amount of waste landfilled in The City of Berkeley Lake and elsewhere as well as to improve solid waste handling capacity and capability; and

WHEREAS, The City of Berkeley Lake, is committed to reducing the amount of solid waste generated in The City of Berkeley Lake by reusing, recycling and composting; and

WHEREAS, The City of Berkeley Lake, is committed to reducing waste in an environmentally safe and cost effective manner; and

WHEREAS, the Comprehensive Solid Waste Management ACT of 1990 requires each local government to submit (or be included in) a 10-year Update to the Comprehensive Solid Waste Management Plan for approval by the Atlanta Regional Commission and the State of Georgia, Department of Community Affairs; and

WHEREAS, The City of Berkeley Lake desires to fulfill its obligations under the Act by participating in a joint City/County Comprehensive Solid Waste Management Plan with Gwinnett County; and

WHEREAS, the City of Berkeley Lake has agreed to provide the County and State with ongoing solid waste informational data necessary to compile and submit periodic reports required by the act; and

WHEREAS, the Board of County Commissioners of Gwinnett County has caused such a plan to be prepared by Gwinnett Clean & Beautiful in cooperation with The City of Berkeley Lake; and


WHEREAS, the plan has been reviewed and commented upon by the Citizens of Gwinnett County and The City of Berkeley Lake during two open public hearings; and

WHEREAS, the plan has likewise been reviewed and found acceptable by both the Gwinnett Board of County Commissioners and the City of Berkeley Lake;

NOW THEREFORE BE IT FURTHER RESOLVED that said plan is approved for submission to the Atlanta Regional Commission and Georgia Department of Community Affairs.


R-37-07

SO RESOLVED, this the 20th day of December, 2007.



LOIS SALTER, MAYOR
CITY OF BERKELEY LAKE

ATTEST:



TOM ROZIER, City Administrator

City of Dacula

RESOLUTION

A RESOLUTION TO SUBMIT A PROPOSED 10 YEAR UPDATE TO THE COMPREHENSIVE SOLID WASTE MANAGEMENT PLAN FOR GWINNETT COUNTY AND THE CITIES OF BERKELEY LAKE, DACULA, DULUTH, GRAYSON, LAWRENCEVILLE, LILBURN, NORCROSS, SNELLVILLE, SUGAR HILL AND SUWANEE

WITNESSETH:

WHEREAS, it has been determined by the City Of Dacula, that it is necessary to reduce the amount of waste landfilled in Gwinnett County and elsewhere as well as to improve solid waste handling capacity and capability; and

WHEREAS, the City Of Dacula, is committed to reducing the amount of solid waste generated in Dacula by reusing, recycling and composting; and

WHEREAS, the City Of Dacula, is committed to reducing waste in an environmentally safe and cost effective manner; and

WHEREAS, the Comprehensive Solid Waste Management ACT of 1990 requires each local government to submit (or be included in) a 10-year Update to the Comprehensive Solid Waste Management Plan for approval by the Atlanta Regional Commission and the State of Georgia, Department of Community Affairs; and

WHEREAS, the City Of Dacula desires to fulfill its obligations under the Act by participating in a joint City/County Comprehensive Solid Waste Management Plan with Gwinnett County; and

WHEREAS, the City Of Dacula has agreed to provide the County and State with ongoing solid waste informational data necessary to compile and submit periodic reports required by the act; and


WHEREAS, the Board of County Commissioners of Gwinnett County has caused such a plan to be prepared by Gwinnett Clean & Beautiful in cooperation with the City Of Dacula; and

WHEREAS, the plan has been reviewed and commented upon by the Citizens of Gwinnett County and the City Of Dacula during two open public hearings; and


WHEREAS, the plan has likewise been reviewed and found acceptable by both the Gwinnett Board of County Commissioners and the Dacula Mayor and City Council;

NOW THEREFORE BE IT FURTHER RESOLVED that said plan is approved for submission to the Atlanta Regional Commission and Georgia Department of Community Affairs.

Attest:



BY:



Jimmy Wilbanks, Mayor
City of Dacula

Date Resolution Approved by City Council: December 6, 2007

City of Duluth

A RESOLUTION TO SUBMIT A PROPOSED 10 YEAR UPDATE TO THE
COMPREHENSIVE SOLID WASTE MANAGEMENT PLAN FOR GWINNETT COUNTY
AND THE CITIES OF BERKELEY LAKE, DACULA, DULUTH, GRAYSON,
LAWRENCEVILLE, LILBURN, NORCROSS, SNELLVILLE, SUGAR HILL AND
SUWANEE

WITNESSETH:

WHEREAS, it has been determined by the City of Duluth, that it is necessary to reduce the amount of waste landfilled in Duluth and elsewhere as well as to improve solid waste handling capacity and capability; and

WHEREAS, the City of Duluth, is committed to reducing the amount of solid waste generated in Duluth by reusing, recycling and composting; and

WHEREAS, the City of Duluth, is committed to reducing waste in an environmentally safe and cost effective manner; and

WHEREAS, the Comprehensive Solid Waste Management ACT of 1990 requires each local government to submit (or be included in) a 10-year Update to the Comprehensive Solid Waste Management Plan for approval by the Atlanta Regional Commission and the State of Georgia, Department of Community Affairs; and

WHEREAS, the City of Duluth desires to fulfill its obligations under the Act by participating in a joint City/County Comprehensive Solid Waste Management Plan with Gwinnett County; and

WHEREAS, the City of Duluth has agreed to provide the County and State with ongoing solid waste informational data necessary to compile and submit periodic reports required by the act; and


WHEREAS, the Board of County Commissioners of Gwinnett County has caused such a plan to be prepared by Gwinnett Clean & Beautiful in cooperation with Duluth; and


WHEREAS, the plan has been reviewed and commented upon by the Citizens of Gwinnett County and the City of Duluth during two open public hearings; and

WHEREAS, the plan has likewise been reviewed and found acceptable by both the Gwinnett Board of County Commissioners and the Mayor and Council of Duluth;

NOW THEREFORE BE IT FURTHER RESOLVED that said plan is approved for submission to the Atlanta Regional Commission and Georgia Department of Community Affairs.

IT IS SO RESOLVED THIS 10TH DAY OF DECEMBER, 2007.


Mayor Shirley Fanning Lasseter

ATTEST: 
City Clerk Teresa S. Lynn

City of Grayson

RESOLUTION

A RESOLUTION TO SUBMIT A PROPOSED 10 YEAR UPDATE TO THE COMPREHENSIVE SOLID WASTE MANAGEMENT PLAN FOR GWINNETT COUNTY AND THE CITIES OF BERKELEY LAKE, DACULA, DULUTH, GRAYSON, LAWRENCEVILLE, LILBURN, NORCROSS, SNELLVILLE, SUGAR HILL AND SUWANEE

WITNESSETH:

WHEREAS, it has been determined by The City of Grayson, GA, that it is necessary to reduce the amount of waste landfilled in Grayson, GA and elsewhere as well as to improve solid waste handling capacity and capability; and

WHEREAS, The City of Grayson, is committed to reducing the amount of solid waste generated in Grayson by reusing, recycling and composting; and

WHEREAS, The City of Grayson, is committed to reducing waste in an environmentally safe and cost effective manner; and

WHEREAS, the Comprehensive Solid Waste Management ACT of 1990 requires each local government to submit (or be included in) a 10-year Update to the Comprehensive Solid Waste Management Plan for approval by the Atlanta Regional Commission and the State of Georgia, Department of Community Affairs; and

WHEREAS, The City of Grayson desires to fulfill its obligations under the Act by participating in a joint City/County Comprehensive Solid Waste Management Plan with Gwinnett County; and


WHEREAS, the City of Grayson has agreed to provide the County and State with ongoing solid waste informational data necessary to compile and submit periodic reports required by the act; and

WHEREAS, the Board of County Commissioners of Gwinnett County has caused such a plan to be prepared by Gwinnett Clean & Beautiful in cooperation with The City of Grayson; and

WHEREAS, the plan has been reviewed and commented upon by the Citizens of Gwinnett County and Grayson during two open public hearings; and

WHEREAS, the plan has likewise been reviewed and found acceptable by both the Gwinnett Board of County Commissioners and the City of Grayson;

NOW THEREFORE BE IT FURTHER RESOLVED that said plan is approved for submission to the Atlanta Regional Commission and Georgia Department of Community Affairs.

BY: 
Mayor

City of Lawrenceville

RESOLUTION

A RESOLUTION TO SUBMIT A PROPOSED 10 YEAR UPDATE TO THE COMPREHENSIVE SOLID WASTE MANAGEMENT PLAN FOR GWINNETT COUNTY AND THE CITIES OF BERKELEY LAKE, DACULA, DULUTH, GRAYSON, LAWRENCEVILLE, LILBURN, NORCROSS, SNELLVILLE, SUGAR HILL AND SUWANEE

WITNESSETH:

WHEREAS, it has been determined by the City of Lawrenceville that it is necessary to reduce the amount of waste landfilled in Lawrenceville and elsewhere as well as to improve solid waste handling capacity and capability; and

WHEREAS, the City of Lawrenceville is committed to reducing the amount of solid waste generated in Lawrenceville by reusing, recycling and composting; and

WHEREAS, the City of Lawrenceville is committed to reducing waste in an environmentally safe and cost effective manner; and

WHEREAS, the Comprehensive Solid Waste Management ACT of 1990 requires each local government to submit (or be included in) a 10-year Update to the Comprehensive Solid Waste Management Plan for approval by the Atlanta Regional Commission and the State of Georgia, Department of Community Affairs; and

WHEREAS, the City of Lawrenceville desires to fulfill its obligations under the Act by participating in a joint City/County Comprehensive Solid Waste Management Plan with Gwinnett County; and

WHEREAS, the City of Lawrenceville has agreed to provide the County and State with ongoing solid waste informational data necessary to compile and submit periodic reports required by the act; and

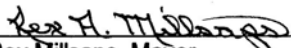
WHEREAS, the Board of County Commissioners of Gwinnett County has caused such a plan to be prepared by Gwinnett Clean & Beautiful in cooperation with the City of Lawrenceville; and

WHEREAS, the plan has been reviewed and commented upon by the Citizens of Gwinnett County and the City of Lawrenceville during two open public hearings; and


WHEREAS, the plan has likewise been reviewed and found acceptable by both the Gwinnett Board of County Commissioners and the City of Lawrenceville;

NOW THEREFORE BE IT RESOLVED that said plan is approved for submission to the Atlanta Regional Commission and Georgia Department of Community Affairs.

This the 3rd day of December 2007.


Rex Millsaps, Mayor

Attest:


Robert P. Baroni, City Clerk



City of Lilburn
in Gwinnett County
State of Georgia

Resolution
Number:
287-07

Date of Reading and Adoption: December 10, 2007
At the meeting of the Lilburn City Council held at 76 Main Street, Lilburn, Georgia.

A RESOLUTION TO SUBMIT A PROPOSED 10 YEAR UPDATE TO THE COMPREHENSIVE SOLID WASTE MANAGEMENT PLAN FOR GWINNETT COUNTY AND THE CITIES OF BERKELEY LAKE, DACULA, DULUTH, GRAYSON, LAWRENCEVILLE, LILBURN, NORCROSS, SNELLVILLE, SUGAR HILL AND SUWANEE

A resolution to approve the submission of a proposed update to the Comprehensive Solid Waste Plan for Gwinnett County in regards to the City of Lilburn.

- WHEREAS,** it has been determined by the City of Lilburn that it is necessary to reduce the amount of waste landfilled in Gwinnett County and elsewhere as well as to improve solid waste handling capacity and capability; and
- WHEREAS,** the City of Lilburn is committed to reducing the amount of solid waste generated in the City by reusing, recycling and composting; and
- WHEREAS,** the City of Lilburn is committed to reducing waste in an environmentally safe and cost effective manner; and
- WHEREAS,** the Comprehensive Solid Waste Management Act of 1990 requires each local government to submit (or be included in) a 10-year Update to the Comprehensive Solid Waste Management Plan for approval by the Atlanta Regional Commission and the State of Georgia, Department of Community Affairs; and
- WHEREAS,** the City of Lilburn desires to fulfill its obligations under the Act by participating in a joint City/County Comprehensive Solid Waste Management Plan with Gwinnett County; and
- WHEREAS,** the City of Lilburn has agreed to provide the County and State with ongoing solid waste informational data necessary to compile and submit periodic reports required by the act; and
- WHEREAS,** the Board of the County Commissioners of Gwinnett County has caused such a plan to be prepared by Gwinnett Clean & Beautiful in cooperation with the City of Lilburn; and
- WHEREAS,** the plan has been reviewed and commented upon by the citizens of Gwinnett County and the City of Lilburn during two open public hearings; and
- WHEREAS,** the plan has likewise been reviewed and found acceptable by both the Gwinnett Board of County Commissioners and the City of Lilburn.

NOW THEREFORE BE IT RESOLVED BY THE CITY OF LILBURN CITY COUNCIL, that said plan is approved for submission to the Atlanta Regional Commission and Georgia Department of Community Affairs:


ADOPTED AND APPROVED BY THE CITY COUNCIL OF THE CITY OF LILBURN, GEORGIA this the 10TH day of December, 2007.

APPROVED:



Jack R. Bolton, Mayor

ATTEST/AUTHENTICATED:



Kathy J. Maier, City Clerk

City of Norcross

RESOLUTION

A RESOLUTION TO SUBMIT A PROPOSED 10 YEAR UPDATE TO THE COMPREHENSIVE SOLID WASTE MANAGEMENT PLAN FOR GWINNETT COUNTY AND THE CITIES OF BERKELEY LAKE, DACULA, DULUTH, GRAYSON, LAWRENCEVILLE, LILBURN, NORCROSS, SNELLVILLE, SUGAR HILL AND SUWANEE

WITNESSETH:

WHEREAS, it has been determined by the City of Norcross that it is necessary to reduce the amount of waste landfilled in the City of Norcross and elsewhere as well as to improve solid waste handling capacity and capability; and

WHEREAS, the City of Norcross committee to reducing the amount of solid waste generated in the City of Norcross by using, recycling and composting; and

WHEREAS, the City of Norcross , is committee to reducing waste in an environmentally safe and cost effective manner; and

WHEREAS, the Comprehensive Solid Waste Management ACT of 1990 requires each government to submit (or be included in) a 10-year Update to the Comprehensive Solid Waste Management Plan for approval by the Atlanta Regional Commission and the State of Georgia, Department of Community Affairs; and

WHEREAS, the City of Norcross desires to fulfill its obligations under the Act by participating in a joint City/County Comprehensive Solid Waste Management Plan with Gwinnett County; and


WHEREAS, the City of Norcross has agreed to provide the County and State with ongoing solid waste informational data necessary to compile and submit periodic reports required by the act; and


WHEREAS, the Board of County Commissioners of Gwinnett County has caused such a plan to be prepared by Gwinnett Clean & Beautiful in cooperation with the City of Norcross; and

WHEREAS, the plan has been reviewed and commented upon by the Citizens of Gwinnett County and the City of Norcross during two open public hearings; and

WHEREAS, the plan has likewise been reviewed and found acceptable by both the Gwinnett Board of County Commissioners and the City of Norcross;

NOW THEREFORE BE IT FURTHER RESOLVED that said plan is approved for submission to the Atlanta Regional Commission and Georgia Department of Community Affairs.


Lillian H. Webb, Mayor

Attest:

Susan B. Wuerzner, City Clerk



CITY OF SNELLVILLE
Resolution

RES 2007-29

A RESOLUTION TO SUBMIT A PROPOSED 10 YEAR UPDATE TO THE
COMPREHENSIVE SOLID WASTE MANAGEMENT PLAN FOR GWINNETT COUNTY
AND THE CITIES OF BERKELEY LAKE, DACULA, GRAYSON, LAWRENCEVILLE,
LILBURN, NORCROSS, SNELLVILLE, SUGAR HILL AND SUWANEE

WITNESSETH:

WHEREAS, it has been determined by the City of Snellville, that it is necessary to reduce the amount of waste landfilled in the City of Snellville and elsewhere as well as to improve solid waste handling capacity and capability; and

WHEREAS, the City of Snellville, is committed to reducing the amount of solid waste generated in the City of Snellville by reusing, recycling and composting; and

WHEREAS, the City of Snellville, is committed to reducing waste in an environmentally safe and cost effective manner; and

WHEREAS, the Comprehensive Solid Waste Management ACT of 1990 requires each local government to submit (or be included in) a 10-year Update to the Comprehensive Solid Waste Management Plan for approval by the Atlanta Regional Commission and the State of Georgia, Department of Community Affairs; and

WHEREAS, the City of Snellville desires to fulfill its obligations under the Act by participating in a joint City/County Comprehensive Solid Waste Management Plan with Gwinnett County; and

WHEREAS, the City of Snellville has agreed to provide the County and State with ongoing solid waste informational data necessary to compile and submit periodic reports required by the act; and


WHEREAS, the Board of County Commissioners of Gwinnett County has caused such a plan to be prepared by Gwinnett Clean & Beautiful in cooperation with the City of Snellville; and

WHEREAS, the plan has been reviewed and commented upon by the Citizens of Gwinnett County and the City of Snellville during two open public hearings; and

WHEREAS, the plan has likewise been reviewed and found acceptable by both the Gwinnett Board of County Commissioners and the City of Snellville;

NOW, THEREFORE, BE IT FURTHER RESOLVED that said plan is approved for submission to the Atlanta Regional Commission and Georgia Department of Community Affairs.

APPROVED by the City Council of Snellville, Georgia, this 10 day of December, 2007.



Jeff Oberholtzer, Mayor




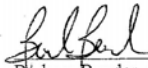
Attest:

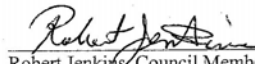

Sharon Lowery, City Clerk

Approved as to Form and Substance:


Thomas M. Mitchell, City Attorney
Carothers & Mitchell, LLC


Warren Auld, Mayor Pro Tem


Barbara Bender, Council Member


Robert Jenkins, Council Member


Kelly Kautz, Council Member


Tod Warner, Council Member

City of Sugar Hill

RESOLUTION

A RESOLUTION TO SUBMIT A PROPOSED 10 YEAR UPDATE TO THE COMPREHENSIVE SOLID WASTE MANAGEMENT PLAN FOR GWINNETT COUNTY AND THE CITIES OF BERKELEY LAKE, DACULA, DULUTH, GRAYSON, LAWRENCEVILLE, LILBURN, NORCROSS, SNELLVILLE, SUGAR HILL AND SUWANEE

WITNESSETH:

WHEREAS, it has been determined by the Mayor and City Council of the City of Sugar Hill, that it is necessary to reduce the amount of waste landfilled in Sugar Hill and elsewhere as well as to improve solid waste handling capacity and capability; and

WHEREAS, the City of Sugar Hill, is committed to reducing the amount of solid waste generated in Sugar Hill by reusing, recycling and composting; and

WHEREAS, the City of Sugar Hill, is committed to reducing waste in an environmentally safe and cost effective manner; and

WHEREAS, the Comprehensive Solid Waste Management ACT of 1990 requires each local government to submit (or be included in) a 10-year Update to the Comprehensive Solid Waste Management Plan for approval by the Atlanta Regional Commission and the State of Georgia, Department of Community Affairs; and

WHEREAS, the City of Sugar Hill desires to fulfill its obligations under the Act by participating in a joint City/County Comprehensive Solid Waste Management Plan with Gwinnett County; and

WHEREAS, the City of Sugar Hill has agreed to provide the County and State with ongoing solid waste informational data necessary to compile and submit periodic reports required by the act; and


WHEREAS, the Board of County Commissioners of Gwinnett County has caused such a plan to be prepared by Gwinnett Clean & Beautiful in cooperation with the City of Sugar Hill; and

WHEREAS, the plan has been reviewed and commented upon by the Citizens of Gwinnett County and the City of Sugar Hill during two open public hearings; and


WHEREAS, the plan has likewise been reviewed and found acceptable by both the Gwinnett Board of County Commissioners and the City of Sugar Hill Mayor and City Council;

NOW THEREFORE BE IT FURTHER RESOLVED that said plan is approved for submission to the Atlanta Regional Commission and Georgia Department of Community Affairs.


So resolved this 10th day of December, 2007.



Council Member Steve Edwards




Council Member Marc Cohen



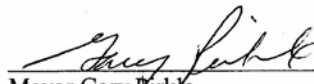
Council Member Mike Sullivan




Council Member Clint Thompson



Council Member Nick Thompson



Mayor Gary Finkle

Attest:


Jane Whittington, City Clerk

City of Suwanee

A RESOLUTION

A RESOLUTION TO SUBMIT A PROPOSED 10 YEAR UPDATE TO THE COMPREHENSIVE SOLID WASTE MANAGEMENT PLAN FOR GWINNETT COUNTY AND THE CITIES OF BERKELEY LAKE, DACULA, DULUTH, GRAYSON, LAWRENCEVILLE, LILBURN, NORCROSS, SNELLVILLE, SUGAR HILL AND SUWANEE

WHEREAS, it has been determined by the City of Suwanee, that it is necessary to reduce the amount of waste landfilled in the City of Suwanee and elsewhere as well as to improve solid waste handling capacity and capability; and

WHEREAS, the City of Suwanee Council, is committed to reducing the amount of solid waste generated in the City by reusing, recycling and composting; and

WHEREAS, the City of Suwanee Council, is committed to reducing waste in an environmentally safe and cost effective manner; and

WHEREAS, the Comprehensive Solid Waste Management ACT of 1990 requires each local government to submit (or be included in) a 10-year Update to the Comprehensive Solid Waste Management Plan for approval by the Atlanta Regional Commission and the State of Georgia, Department of Community Affairs; and

WHEREAS, the City of Suwanee Council desires to fulfill its obligations under the Act by participating in a joint City/County Comprehensive Solid Waste Management Plan with Gwinnett County; and

WHEREAS, the City of Suwanee has agreed to provide the County and State with ongoing solid waste informational data necessary to compile and submit periodic reports required by the act; and

WHEREAS, the Board of County Commissioners of Gwinnett County has caused such a plan to be prepared by Gwinnett Clean & Beautiful in cooperation with the City of Suwanee; and


WHEREAS, the plan has been reviewed and commented upon by the Citizens of the City of Suwanee and Gwinnett County during two open public hearings; and


WHEREAS, the plan has likewise been reviewed and found acceptable by both the City of Suwanee Council and Gwinnett County Board of Commissioners;

NOW, THEREFORE BE IT RESOLVED by the City of Suwanee, a Georgia Municipal Corporation, and it is hereby resolved by the authority of the same that said plan is approved for submission to the Atlanta Regional Commission and Georgia Department of Community Affairs.

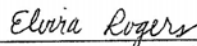
APPROVED AND ADOPTED THIS 20th DAY OF December, 2007.

SUWANEE CITY COUNCIL, A
GEORGIA MUNICIPAL
CORPORATION

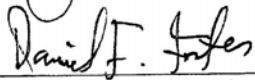
By: 
Nick Masino, Mayor

By: 
Jimmy Burnette, Mayor Pro Tem


Attested to by:

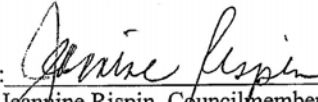

Elvira Rogers, City Clerk

By: 
Jace Brooks, Councilmember

By: 
Dan Foster, Councilmember

Approved as to form by:


Gregory D. Jay, City Attorney
Chandler, Britt, Jay & Beck, LLC

By: 
Jeannine Rispin, Councilmember

By: 
Kevin McOmber, Councilmember

Appendix F

INERT DISPOSAL FACILITIES in GWINNETT COUNTY

Permit Number	Facility Name	Facility Address	City	Owner/Contact Name
PBR-067-102IL	RESIDENTIAL BUILDERS,INC. INERT LANDFILL	2800 AMBERLY HILLS TRAIL	DACULA	FRANK TATE
PBR-067-528IL	EDGEWATER S/D, LOT 23P	*	*	JOHN WIELAND HOMES, INC.
PBR-067-543IL	BERKELEY WALK S/D, LOT 28	*	*	JOHN WIELAND HOMES, INC.
PBR-067-519IL	FOREST PLANTATION S/D, LOT 50B	*	*	ASHTON WOODS HOMES
PBR-067-520IL	FOREST PLANTATION S/D, LOT 56B	*	*	ASHTON WOODS HOMES
PBR-067-521IL	FOREST PLANTATION S/D, LOT 68B	*	*	ASHTON WOODS HOMES
PBR-067-522IL	FOREST PLANTATION S/D, LOT 72	*	*	ASHTON WOODS HOMES
PBR-067-523IL	FOREST PLANTATION S/D, LOT 74B	*	*	ASHTON WOODS HOMES
PBR-067-524IL	FOREST PLANTATION S/D, LOT 80B	*	*	ASHTON WOODS HOMES
PBR-067-525IL	FOREST PLANTATION S/D, LOT 86B	*	*	ASHTON WOODS HOMES
PBR-067-517IL	FOREST PLANTATION S/D, LOT 46B	*	*	ASHTON WOODS HOMES
PBR-067-527IL	EDGEWATER S/D, LOT 3P	*	*	JOHN WIELAND HOMES, INC.
PBR-067-516IL	FOREST PLANTATION S/D, LOT 45B	*	*	ASHTON WOODS HOMES
PBR-067-529IL	EDGEWATER S/D, LOT 42L	*	*	JOHN WIELAND HOMES, INC.
PBR-067-530IL	EDGEWATER S/D, LOT 46L	*	*	JOHN WIELAND HOMES, INC.
PBR-067-531IL	EDGEWATER S/D, LOT 48L	*	*	JOHN WIELAND HOMES, INC.
PBR-067-532IL	EDGEWATER S/D, LOT 49L	*	*	JOHN WIELAND HOMES, INC.
PBR-067-537IL	CHATTAHOOCHEE RUN S/D, LOT 94B	*	*	JOHN WIELAND HOMES, INC.
PBR-067-540IL	CHATTAHOOCHEE RUN S/D, LOT 202C	*	*	JOHN WIELAND HOMES, INC.
PBR-067-541IL	BERKELEY WALK S/D, LOT 21	*	*	JOHN WIELAND HOMES, INC.
PBR-067-496IL	FOREST PLANTATION S/D, LOT 36B	*	*	ASHTON WOODS HOMES
PBR-067-526IL	FOREST PLANTATION S/D, LOT 89B	*	*	ASHTON WOODS HOMES
PBR-067-507IL	FOREST PLANTATION S/D, LOT 32B	*	*	ASHTON WOODS HOMES
PBR-067-398IL	HEDGEWOOD PROPERTIES	LOT 125A APALACHEE RIVER CLUB, 700 RIVER COVE DRIVE	DACULA	SHORTER R. GRANBERRY
PBR-067-498IL	FOREST PLANTATION S/D, LOT 47B			ASHTON WOODS HOMES
PBR-067-498IL-A	FOREST PLANTATION S/D, LOT 51B			ASHTON WOODS HOMES
PBR-067-500IL	FOREST PLANTATION S/D, LOT 52B	*	*	ASHTON WOODS HOMES

Appendix F

Permit Number	Facility Name	Facility Address	City	Owner/Contact Name
PBR-067-501IL	FOREST PLANTATION S/D, LOT 13B	*	*	ASHTON WOODS HOMES
PBR-067-502IL	FOREST PLANTATION S/D, LOT 27A	*	*	ASHTON WOODS HOMES
PBR-067-503IL	FOREST PLANTATION S/D, LOT 28A	*	*	ASHTON WOODS HOMES
PBR-067-504IL	FOREST PLANTATION S/D, LOT 29A	*	*	ASHTON WOODS HOMES
PBR-067-518IL	FOREST PLANTATION S/D, LOT 48B	*	*	ASHTON WOODS HOMES
PBR-067-506IL	FOREST PLANTATION S/D, LOT 31B	*	*	ASHTON WOODS HOMES JOHN WIELAND HOMES, INC.
PBR-067-544IL	BERKELEY WALK S/D, LOT 32	*	*	ASHTON WOODS HOMES
PBR-067-508IL	FOREST PLANTATION S/D, LOT 33B	*	*	ASHTON WOODS HOMES
PBR-067-509IL	FOREST PLANTATION S/D, LOT 34B	*	*	ASHTON WOODS HOMES
PBR-067-510IL	FOREST PLANTATION S/D, LOT 38B	*	*	ASHTON WOODS HOMES
PBR-067-511IL	FOREST PLANTATION S/D, LOT 39B	*	*	ASHTON WOODS HOMES
PBR-067-512IL	FOREST PLANTATION S/D, LOT 40B	*	*	ASHTON WOODS HOMES
PBR-067-513IL	FOREST PLANTATION S/D, LOT 41B	*	*	ASHTON WOODS HOMES
PBR-067-514IL	FOREST PLANTATION S/D, LOT 42B	*	*	ASHTON WOODS HOMES
PBR-067-515IL	FOREST PLANTATION S/D, LOT 44B	*	*	ASHTON WOODS HOMES
PBR-067-505IL	FOREST PLANTATION S/D, LOT 29B	*	**	ASHTON WOODS HOMES HEDGEWOOD PROPERTIES
PBR-067-576IL	APALACHEE RIVER CLUB S/D, LOT 1B			JOHN WIELAND HOMES, INC.
PBR-067-542IL	BERKELEY WALK S/D, LOT 27A	*	*	JOHN WIELAND HOMES, INC.
PBR-067-567IL	BERKELEY WALK S/D, LOT 65	*	*	JOHN WIELAND HOMES, INC.
PBR-067-568IL	BERKELEY WALK S/D, LOT 66	*	*	JOHN WIELAND HOMES, INC.
PBR-067-569IL	BERKELEY WALK S/D, LOT 67	*	*	JOHN WIELAND HOMES, INC.
PBR-067-570IL	BERKELEY WALK S/D, LOT 68	*	*	JOHN WIELAND HOMES, INC.
PBR-067-571IL	BERKELEY WALK S/D, LOT 69	*	*	JOHN WIELAND HOMES, INC.
PBR-067-572IL	MCKENDREE PARK S/D, LOT 13B	*	*	HEDGEWOOD PROPERTIES
PBR-067-573IL	MCKENDREE PARK S/D, LOT 14B	*	*	HEDGEWOOD PROPERTIES
PBR-067-565IL	BERKELEY WALK S/D, LOT 63	*	*	JOHN WIELAND HOMES, INC.
PBR-067-575IL	MCKENDREE PARK S/D, LOT 68B	*	*	HEDGEWOOD PROPERTIES
PBR-067-564IL	BERKELEY WALK S/D, LOT 62	*	*	JOHN WIELAND HOMES, INC.
PBR-067-577IL	APALACHEE RIVER CLUB S/D, LOT 15B	*	*	HEDGEWOOD PROPERTIES
PBR-067-578IL	APALACHEE RIVER CLUB S/D, LOT 16B	*	*	HEDGEWOOD PROPERTIES
PBR-067-579IL	APALACHEE RIVER CLUB S/D, LOT 78A	*	*	HEDGEWOOD PROPERTIES

Permit Number	Facility Name	Facility Address	City	Owner/Contact Name
PBR-067-580IL	APALACHEE RIVER CLUB S/D, LOT 79A	*	*	HEDGEWOOD PROPERTIES
PBR-067-581IL	APALACHEE RIVER CLUB S/D, LOT 80	*	*	HEDGEWOOD PROPERTIES
PBR-067-582IL	APALACHEE RIVER CLUB S/D, LOT 104A	*	*	HEDGEWOOD PROPERTIES
PBR-067-583IL	WOODLAND HILLS ASSEMBLY OF GOD	1670 SEVER ROAD	LAWRENCEVILLE	WOODLAND HILL ASSEMBLY OF GOD
PBR-067-584IL	HUNTINGON TRAIL S/D, LOT 32A	*	*	ASHTON WOODS HOMES
PBR-067-574IL	MCKENDREE PARK S/D, LOT 49B	*	*	HEDGEWOOD PROPERTIES
PBR-067-555IL	BERKELEY WALK S/D, LOT 53	*	*	JOHN WIELAND HOMES, INC.
PBR-067-545IL	BERKELEY WALK S/D, LOT 37	*	*	JOHN WIELAND HOMES, INC.
PBR-067-546IL	BERKELEY WALK S/D, LOT 39	*	*	JOHN WIELAND HOMES, INC.
PBR-067-547IL	BERKELEY WALK S/D, LOT 45	*	*	JOHN WIELAND HOMES, INC.
PBR-067-548IL	BERKELEY WALK S/D, LOT 46	*	*	JOHN WIELAND HOMES, INC.
PBR-067-549IL	BERKELEY WALK S/D, LOT 47	*	*	JOHN WIELAND HOMES, INC.
PBR-067-550IL	BERKELEY WALK S/D, LOT 48	*	*	JOHN WIELAND HOMES, INC.
PBR-067-551IL	BERKELEY WALK S/D, LOT 49A	*	*	JOHN WIELAND HOMES, INC.
PBR-067-552IL	BERKELEY WALK S/D, LOT 50	*	*	JOHN WIELAND HOMES, INC.
PBR-067-566IL	BERKELEY WALK S/D, LOT 64	*	*	JOHN WIELAND HOMES, INC.
PBR-067-554IL	BERKELEY WALK S/D, LOT 52	*	*	JOHN WIELAND HOMES, INC.
PBR-067-495IL	FOREST PLANTATION S/D, LOT 17A	*	*	ASHTON WOODS HOMES
PBR-067-556IL	BERKELEY WALK S/D, LOT 54	*	*	JOHN WIELAND HOMES, INC.
PBR-067-557IL	BERKELEY WALK S/D, LOT 55	*	*	JOHN WIELAND HOMES, INC.
PBR-067-558IL	BERKELEY WALK S/D, LOT 56	*	*	JOHN WIELAND HOMES, INC.
PBR-067-559IL	BERKELEY WALK S/D, LOT 57	*	*	JOHN WIELAND HOMES, INC.
PBR-067-560IL	BERKELEY WALK S/D, LOT 58	*	*	JOHN WIELAND HOMES, INC.
PBR-067-561IL	BERKELEY WALK S/D, LOT 59	*	*	JOHN WIELAND HOMES, INC.
PBR-067-562IL	BERKELEY WALK S/D, LOT 60	*	*	JOHN WIELAND HOMES, INC.
PBR-067-563IL	BERKELEY WALK S/D, LOT 61	*	*	JOHN WIELAND HOMES, INC.
PBR-067-553IL	BERKELEY WALK S/D, LOT 51	*	*	JOHN WIELAND HOMES, INC.

Permit Number	Facility Name	Facility Address	City	Owner/Contact Name
PBR-067-431IL	THOMAS VAN DE GRIEK INERT LANDFILL	*	*	THOMAS VAN DE GRIEK
PBR-067-440IL	JOHN WIELAND HOMES,INC. INERT LANDFILL	LOT 39 N EDGEWATER S/D 382 WILLINGTON POINT DRIVE	LAWRENCEVILLE	MEREDITH K. MCGEE
PBR-067-421IL	RYLAND HOMES INERT LANDFILL	LOT 15A MIRAMONT S/D 4245 BERKLEY VIEW DRIVE	BERKLEY LAKE	CHARLES FUHR
PBR-067-422IL	RYLAND HOMES INERT LANDFILL	LOT 20A MIRAMONT S/D 4240 BERKLEY VIEW DRIVE	BERKLEY LAKE	CHARLES FUHR
PBR-067-423IL	RYLAND HOMES INERT LANDFILL	LOT 24A MIRAMONT S/D 3434 CHASELTON COURT	BERKLEY LAKE	CHARLES FUHR
PBR-067-424IL	RYLAND HOMES INERT LANDFILL	LOT 25A MIRAMONT S/D 3424 CHASELTON COURT	BERKLEY LAKE	CHARLES FUHR
PBR-067-425IL	RYLAND HOMES INERT LANDFILL	LOT 26A MIRAMONT S/D 3414 CHASELTON COURT	BERKLEY LAKE	CHARLES FUHR
PBR-067-426IL	RESIDENTIAL BUILDERS, INC. INERT LANDFILL PLUS DEVELOPMENT CORPORATION INERT LANDFILL	2682 AMBRERLY GLEN DRIVE	GRAYSON	FRANK TATE
PBR-067-428IL	RYLAND HOMES INERT LANDFILL	LOT 9 REGENCY LAKE S/D 5230 REGENCY LAKE COURT	SUGAR HILL	ROBERT LYNN PARK
PBR-067-419IL	RYLAND HOMES INERT LANDFILL	LOT 19A MIRAMONT S/D 4250 BERKLEY LAKE DRIVE	BERKLEY LAKE	CHARLES FUHR
PBR-067-430IL	HELEN SPANHOUS INERT LANDFILL	1940 LAKE EDWARDS	SNELLVILLE	HELEN SPANHOUS
PBR-067-418IL	RYLAND HOMES INERT LANDFILL	LOT 18A MIRAMONT S/D 4260 BERKLEY LAKE DRIVE	BERKLEY LAKE	CHARLES FUHR
PBR-067-432IL	JOHN WIELAND HOMES,INC. INERT LANDFILL	LOT 37L EDGEWATER S/D 504 MISTY LAKE LANE	LAWRENCEVILLE	MEREDITH K. MCGEE
PBR-067-433IL	JOHN WIELAND HOMES,INC. INERT LANDFILL	LOT 38L EDGEWATER S/D 501 LINLEY TRACE	LAWRENCEVILLE	MEREDITH K. MCGEE
PBR-067-434IL	JOHN WIELAND HOMES,INC. INERT LANDFILL	LOT 24 N EDGEWATER S/D 367 WELLINGTON POINT DRIVE	LAWRENCEVILLE	MEREDITH K. MCGEE
PBR-067-436IL	JOHN WIELAND HOMES,INC. INERT LANDFILL	LOT 31 N EDGEWATER S/D 437 WELLINGTON POINT DRIVE	LAWRENCEVILLE	MEREDITH K. MCGEE
PBR-067-436IL-A	JOHN WIELAND HOMES,INC. INERT LANDFILL	LOT 28 N EDGEWATER S/D 407 WELLINGTON POINT DRIVE	LAWRENCEVILLE	MEREDITH K. MCGEE
PBR-067-437IL	JOHN WIELAND HOMES,INC. INERT LANDFILL	LOT 34 N EDGEWATER S/D 432 WELLINGTON POINT DRIVE	LAWRENCEVILLE	MEREDITH K. MCGEE
PBR-067-438IL	JOHN WIELAND HOMES,INC. INERT LANDFILL	LOT 35 N EDGEWATER S/D 422 WELLINGTON POINT DRIVE	LAWRENCEVILLE	MEREDITH K. MCGEE
PBR-067-497IL	FOREST PLANTATION S/D, LOT 43B PLUS DEVELOPMENT CORPORATION INERT LANDFILL	*	*	ASHTON WOODS HOMES
PBR-067-429IL	HEDGEWOOD PROPERTIES INERT LANDFILL	LOT 10 REGENCY LAKE S/D 5241 REGENCY LAKE COURT	SUGAR HILL	ROBERT LYNN PARK
PBR-067-409IL	HEDGEWOOD PROPERTIES INERT LANDFILL	LOT 47A MCKENDREE PARK S/D 1759 CHRISTIANA DRIVE	LAWRENCEVILLE	SHORTER GRANBERRY
PBR-067-399IL	HEDGEWOOD PROPERTIES INERT LANDFILL	LOT 5A APALACHEE RIVER CLUB, 725 RIVER COVE DRIVE	DACULA	SHORTER R. GRANBERRY
PBR-067-400IL	HEDGEWOOD PROPERTIES INERT LANDFILL	LOT 7A APALACHEE RIVER CLUB, 745 RIVER COVE DRIVE	DACULA	SHORTER R. GRANBERRY
PBR-067-401IL	HEDGEWOOD PROPERTIES INERT LANDFILL	LOT 124A APALACHEE RIVER CLUB, 2575 WILD IRIS LANE	DACULA	SHORTER R. GRANBERRY
PBR-067-402IL	HEDGEWOOD PROPERTIES INERT LANDFILL	LOT 3A APALACHEE RIVER CLUB, 705 RIVER COVE DRIVE	DACULA	SHORTER R. GRANBERRY
PBR-067-403IL	HEDGEWOOD PROPERTIES INERT LANDFILL	LOT 128A APALACHEE RIVER CLUB, 670 RIVER COVE DRIVE	DACULA	SHORTER R. GRANBERRY
PBR-067-404IL	HEDGEWOOD PROPERTIES INERT LANDFILL	LOT 127A APALACHEE RIVER CLUB, 680 RIVER COVE DRIVE	DACULA	SHORTER R. GRANBERRY
PBR-067-405IL	LIFESTYLE/PARAMONT PARTNERSHIP INERT LANDFILL	LOT 170A WYNTREE S/D UNIT 3B	NORCROSS	SAM L. LEVETO
PBR-067-406IL	LIFESTYLE/PARAMONT PARTNERSHIP INERT LANDFILL	LOT 2B WYNTREE S/D UNIT 3B	NORCROSS	SAM L. LEVETO
PBR-067-420IL	RYLAND HOMES INERT LANDFILL	LOT 50C AVOCET S/D 3508 DUNLIN SHORE COURT	BERKLEY LAKE	CHARLES FUHR
PBR-067-408IL	HEDGEWOOD PROPERTIES INERT LANDFILL	LOT 46A MCKENDREE PARK S/D 1769 CHRISTIANA DRIVE	LAWRENCEVILLE	SHORTER GRANBERRY
PBR-067-441IL	JOHN WIELAND HOMES,INC. INERT LANDFILL	LOT 41 N EDGEWATER S/D 362 WILLINGTON POINT DRIVE	LAWRENCEVILLE	MEREDITH K. MCGEE
PBR-067-410IL	HEDGEWOOD PROPERTIES INERT LANDFILL	LOT 83B MCKENDREE PARK S/D 1758 CHRISTIANA DRIVE	LAWRENCEVILLE	SHORTER GRANBERRY
PBR-067-411IL	HEDGEWOOD PROPERTIES INERT LANDFILL	LOT 84B MCKENDREE PARK S/D 1748 CHRISTIANA DRIVE	LAWRENCEVILLE	SHORTER GRANBERRY
PBR-067-412IL	HEDGEWOOD PROPERTIES INERT LANDFILL	LOT 46A MCKENDREE PARK S/D 1769 CHRISTIANA DRIVE	LAWRENCEVILLE	SHORTER GRANBERRY

Permit Number	Facility Name	Facility Address	City	Owner/Contact Name
PBR-067-413IL	RYLAND HOMES INERT LANDFILL	LOT 94A RIVEREDGE LANDING S/D 1849 RIVERLANING CIRCLE	LAWRENCEVILLE	CHARLES FUHR
PBR-067-414IL	RYLAND HOMES INERT LANDFILL	LOT 95A RIVEREDGE LANDING S/D 1839 RIVERLANING CIRCLE	LAWRENCEVILLE	CHARLES FUHR
PBR-067-415IL	RYLAND HOMES INERT LANDFILL	LOT 36A DUNLIN S/D 3060 DUNLIN FARMS COURT	LILBURN	CHARLES FUHR
PBR-067-416IL	RYLAND HOMES INERT LANDFILL	LOT 8A MIRAMONT S/D 4175 BERKLEY LAKE DRIVE	BERKLEY LAKE	CHARLES FUHR
PBR-067-417IL	RYLAND HOMES INERT LANDFILL	LOT 14A MIRAMONT S/D 4235 BERKLEY LAKE DRIVE	BERKLEY LAKE	CHARLES FUHR
PBR-067-407IL	LIFESTYLE/PARAMONT PARTNERSHIP INERT LANDFILL	LOTS 15,16&17 WYNTREE S/D UNIT 3B	NORCROSS	SAM L. LEVETO RESIDENTIAL BUILDERS INC.
PBR-067-484IL	AMBERLY GLEN S/D	2110 AMBERLY GLEN WAY	DACULA	
PBR-067-439IL	JOHN WIELAND HOMES,INC. INERT LANDFILL	LOT 37 N EDGEWATER S/D 402 WELLINGTON POINT DRIVE	LAWRENCEVILLE	MEREDITH K. MCGEE
PBR-067-466IL	RESIDENTIAL BUILDERS, INC. INERT LANDFILL	2050 AMBERLY GLEN WAY LOT 7B AMBERLY WAY	GRAYSON	FRANK TATE
PBR-067-468IL	JOHN WIELAND HOMES, INC. INERT LANDFILL	LOT 3A CHATTAHOOCHEE RUN S/D 1725 CHATTAH. RUN DRIVE	SUWANEE	TIM RANDOLF
PBR-067-469IL	RESIDENTIAL BUILDERS, INC. INERT LANDFILL	2652 AMBERLY GLEN DRIVE LOT 5A	LAWRENCEVILLE	FRANK TATE
PBR-067-470IL	RESIDENTIAL BUILDERS, INC. INERT LANDFILL	2662 AMBERLY GLEN DRIVE	LAWRENCEVILLE	FRANK TATE
PBR-067-471IL	RESIDENTIAL BUILDERS, INC. INERT LANDFILL	2015 AMBERLY GLEN WAY LOT 6A	LAWRENCEVILLE	FRANK TATE
PBR-067-472IL	RESIDENTIAL BUILDERS, INC. INERT LANDFILL	2672 AMBERLY GLEN DRIVE LOT 3A	LAWRENCEVILLE	FRANK TATE JAY BULLOCK - BUILDER, INC.
PBR-067-481IL	JAY BULLOCK - BUILDER, INC.	POST OFFICE BOX 2105	LAWRENCEVILLE	
PBR-067-463IL	JOHN WIELAND HOMES, INC. INERT LANDFILL	EDGEWATER S/D LOT 15E 2612 EDGECREST POINT	LAWRENCEVILLE	EDD BERNHARD
PBR-067-483IL	NOLEN CARTER	3114 LAKEWAY CT.	DACULA	DONALD ANDERSON
PBR-067-462IL	HEDGEWOOD PROPERTIES INERT LANDFILL	LOT 70B MCKENDREE PARK S/D 1454 HOPEDALE COURT	LAWRENCEVILLE	SHORTER R. GRANBERRY RESIDENTIAL BUILDERS INC.
PBR-067-485IL	AMBERLY GLEN S/D	2075 AMBERLY GLEN WAY	DACULA	RESIDENTIAL BUILDERS INC.
PBR-067-486IL	RIVER RUN S/D	1634 RIVERSTONE CT.	*	PLUS 3 DEVELOPMENT CORP.
PBR-067-487IL	REGENCY LAKE S/D	5301 REGENCY LAKE COURT	BUFORD	
PBR-067-490IL	RYLAND HOMES	LOT 102, 2960 DUNLIN LAKE WAY, DUNLIN FIELDS S/D	ROSWELL	RYLAND HOMES
PBR-067-491IL	JOHN FLEITZ	2925 BRANSON WALK LANE	LILBURN	JOHN FLEITZ
PBR-067-492IL	FOREST PLANTATION S/D, LOT 12	*	*	ASHTON WOODS HOMES
PBR-067-493IL	FOREST PLANTATION S/D, LOT 7A	*	*	ASHTON WOODS HOMES
PBR-067-494IL	FOREST PLANTATION S/D, LOT 17A	*	*	ASHTON WOODS HOMES
PBR-067-482IL	WILLIAM R. HESS	1827 SCHOLAR DRIVE	LAWRENCEVILLE	WILLIAM R. HESS
PBR-067-453IL	HEDGEWOOD PROPERTIES INERT LANDFILL	LOT 122 APALACHEE RIVER CLUB 2555 WILD IRIS LANE	DACULA	SHORTER R. GRANBERRY
PBR-067-443IL	JOHN WIELAND HOMES,INC. INERT LANDFILL	LOT 203C CHATTAHOOCHEE RUN S/D 1765 CHATTAHOOCHEE RUN DRIV	SUWANEE	TIM RANDOLF
PBR-067-444IL	JOHN WIELAND HOMES,INC. INERT LANDFILL	LOT 98B CHATTAHOOCHEE RUN S/D 1740 CHATTAHOOCHEE RUN DRIVE	SUWANEE	TIM RANDOLF
PBR-067-445IL	JOHN WIELAND HOMES,INC. INERT LANDFILL	LOT 18 CHATTAHOOCHEE POINT S/D UNIT 1 VISTA POINT LANE	SUWANEE	TIM RANDOLF
PBR-067-446IL	JOHN WIELAND HOMES,INC. INERT LANDFILL	LOT 71A BERKLEY WALK S/D 4270 BERKLEY WALK POINT	BERKLEY WALK	JAMES M. DOPPLEHEUER
PBR-067-447IL	JOHN WIELAND HOMES,INC. INERT LANDFILL	LOT 49 L EDGEWATER S/D 511 LINLEY TRACE	LAWRENCEVILLE	MERIDITH K. MCGEE
PBR-067-448IL	JOHN WIELAND HOMES,INC. INERT LANDFILL	LOT 40 L EDGEWATER S/D 521 LINLEY TRACE	LAWRENCEVILLE	MERIDITH K. MCGEE
PBR-067-449IL	JOHN WIELAND HOMES,INC. INERT LANDFILL	LOT 44 L EDGEWATER S/D 561 LINLEY TRACE	LAWRENCEVILLE	MERIDITH K. MCGEE

Permit Number	Facility Name	Facility Address	City	Owner/Contact Name
PBR-067-450IL	JOHN WIELAND HOMES,INC. INERT LANDFILL	LOT 45 L EDGEWATER S/D 566 LINLEY TRACE	LAWRENCEVILLE	MERIDITH K. MCGEE
PBR-067-464IL	JOHN WIELAND HOMES, INC. INERT LANDFILL	EDGEWATER S/D LOT 60L 560 WHITE RIDGE TRACE	LAWRENCEVILLE	EDD BERNHARD
PBR-067-452IL	HEDGEWOOD PROPERTIES INERT LANDFILL	LOT 98 APALACHEE RIVER CLUB 2500 WILD IRIS LANE	DACULA	SHORTER R. GRANBERRY
PBR-067-587IL	HUNTINGON TRAIL S/D, LOT 103A	*	*	ASHTON WOODS HOMES
PBR-067-454IL	HEDGEWOOD PROPERTIES INERT LANDFILL	LOT 102 APALACHEE RIVER CLUB 2460 WILD IRIS LANE	DACULA	SHORTER R. GRANBERRY
PBR-067-455IL	HEDGEWOOD PROPERTIES INERT LANDFILL	LOT 67B MCKENDREE PARK 1122 HOPEDALE LANE	LAWRENCEVILLE	SHORTER R. GRANBERRY
PBR-067-456IL	HEDGEWOOD PROPERTIES INERT LANDFILL	LOT 110 APALACHEE RIVER CLUB 2445 WILD IRIS LANE	DACULA	SHORTER R. GRANBERRY
PBR-067-457IL	HEDGEWOOD PROPERTIES INERT LANDFILL	LOT 21 APALACHEE RIVER CLUB 915 RIVER COVE DRIVE	DACULA	SHORTER R. GRANBERRY
PBR-067-458IL	HEDGEWOOD PROPERTIES INERT LANDFILL	LOT 52B MCKENDREE PARK 1103 HOPEDALE LANE	LAWRENCEVILLE	SHORTER R. GRANBERRY
PBR-067-459IL	HEDGEWOOD PROPERTIES INERT LANDFILL	114A APALACHEE RIVER CLUB 667 RIVER COVE COURT	DACULA	SHORTER R. GRANBERRY
PBR-067-460IL	HEDGEWOOD PROPERTIES INERT LANDFILL	115 APALACHEE RIVER CLUB 677 RIVER COVE COURT	DACULA	SHORTER R. GRANBERRY
PBR-067-461IL	HEDGEWOOD PROPERTIES INERT LANDFILL	LOT 85B MCKENDREE PARK S/D 1738 CHRISTIANA DRIVE	LAWRENCEVILLE	SHORTER R. GRANBERRY
PBR-067-451IL	JOHN WIELAND HOMES,INC. INERT LANDFILL	LOT 47 L EDGEWATER S/D 546 LINLEY TRACE	LAWRENCEVILLE	MERIDITH K. MCGEE
PBR-067-705IL	LOT HF6B HUNTINGTON FALLS S/D	GWINNETT COUNTY	LAWRENCEVILLE	ASHTON WOODS HOMES HEDGEWOOD PROPERTIES
PBR-067-714IL	LOT 129A APALACHEE RIVER CLUB S/D	GWINNETT COUNTY	LAWRENCEVILLE	ASHTON WOODS HOMES
PBR-067-696IL	LOT 20 CANTERBURY WOODS S/D	GWINNETT COUNTY	LAWRENCEVILLE	ASHTON WOODS HOMES
PBR-067-697IL	LOT 149 CANTERBURY WOODS S/D	GWINNETT COUNTY	LAWRENCEVILLE	ASHTON WOODS HOMES
PBR-067-698IL	LOT 121 CANTERBURY WOODS S/D	GWINNETT COUNTY	LAWRENCEVILLE	ASHTON WOODS HOMES
PBR-067-699IL	LOT 120A HUNTINGTON FALLS S/D	GWINNETT COUNTY	LAWRENCEVILLE	ASHTON WOODS HOMES
PBR-067-700IL	LOT 9B HUNTINGTON FALLS S/D	GWINNETT COUNTY	LAWRENCEVILLE	ASTON WOODS HOMES
PBR-067-701IL	LOT 1B HUNTINGTON FALLS S/D	GWINNETT COUNTY	LAWRENCEVILLE	ASHTON WOODS HOMES
PBR-067-702IL	LOT 84A HUNTINGTON FALLS S/D	GWINNETT COUNTY	LAWRENCEVILLE	ASHTON WOODS HOMES
PBR-067-694IL	LOT 122 CANTERBURY WOODS S/D	GWINNETT COUNTY	LAWRENCEVILLE	ASHTON WOODS HOMES
PBR-067-704IL	LOT 86A HUNTINGTON FALLS S/D	GWINNETT COUNTY	LAWRENCEVILLE	ASHTON WOODS HOMES
PBR-067-693IL	LOT 4B HUNTINGTON FALLS S/D	GWINNETT COUNTY	LAWRENCEVILLE	ASHTON WOODS HOMES
PBR-067-706IL	LOT HF88A HUNTINGTON FALLS S/D	GWINNETT COUNTY	LAWRENCEVILLE	ASHTON WOODS HOMES
PBR-067-707IL	LOT 39A HUNTINGTON FALLS S/D	GWINNETT COUNTY	LAWRENCEVILLE	ASHTON WOODS HOMES HEDGEWOOD PROPERTIES
PBR-067-708IL	LOT 86B MCKENDREE PARK S/D	GWINNETT COUNTY	LAWRENCEVILLE	HEDGEWOOD PROPERTIES
PBR-067-709IL	LOT 25A APALACHEE RIVER CLUB S/D	GWINNETT COUNTY	LAWRENCEVILLE	HEDGEWOOD PROPERTIES
PBR-067-710IL	LOT 63A APALACHEE RIVER CLUB S/D	GWINNETT COUNTY	LAWRENCEVILLE	HEDGEWOOD PROPERTIES
PBR-067-711IL	LOT 64A APALACHEE RIVER CLUB S/D	GWINNETT COUNTY	LAWRENCEVILLE	HEDGEWOOD PROPERTIES
PBR-067-712IL	LOT 67A APALACHEE RIVER CLUB S/D	GWINNETT COUNTY	LAWRENCEVILLE	HEDGEWOOD PROPERTIES
PBR-067-585IL	HUNTINGON TRAIL S/D, LOT 33A	*	*	ASHTON WOODS HOMES
PBR-067-703IL	LOT 87A HUNTINGTON FALLS S/D	GWINNETT COUNTY	LAWRENCEVILLE	ASHTON WOODS HOMES HIGHLAND LAKE PARTNERS, L.L.C
PBR-067-684IL	HIGHLAND LAKE PARTNERS, L.L.C.	HIGHLAND LAKE S/D, LOTS 35, 36 AND 41	SWANEE	

Permit Number	Facility Name	Facility Address	City	Owner/Contact Name
PBR-067-095IL	TRATON CORP. OF GWINNETT INERT LANDFILL LOT 13A 1470 SEVER WOODS COURT	LOT 13A 1470 SEVER WOODS COURT	LAWRENCEVILLE	ROBERT C. HARRIS
PBR-067-675IL	HEDGEWOOD PROPERTIES JOHN WIELAND HOMES, INC. INERT LANDFILL 2570 LOCKEMEADE WAY - EDGEWATER S/D	APALACHEE RIVER CLUB S/D, LOT 3-C	DACULA	SHORTER R. GRANBERRY
PBR-067-098IL	ASHTON WOODS HOMES	2570 LOCKEMEADE WAY - EDGEWATER S/D	LAWRENCEVILLE	RALPH REILLY
PBR-067-677IL	ASHTON WOODS HOMES	HUNTINGTON TRAILS S/D, LOT 116A	*	ASHTON WOODS HOMES
PBR-067-678IL	ASHTON WOODS HOMES	HUNTINGTON TRAILS S/D, LOT 90A	*	ASHTON WOODS HOMES
PBR-067-679IL	ASHTON WOODS HOMES	HUNTINGTON TRAILS S/D, LOT 4A	*	ASHTON WOODS HOMES
PBR-067-680IL	ASHTON WOODS HOMES	HUNTINGTON TRAILS S/D, LOT HF28A	*	ASHTON WOODS HOMES JOHN WIELAND HOMES, INC.
PBR-067-681IL	JOHN WIELAND HOMES, INC.	CHATTAHOOCHEE RUN S/D, LOT 86E	ATLANTA	ASHTON WOODS HOMES
PBR-067-695IL	LOT 134 CANTERBURY WOODS S/D	GWINNETT COUNTY	LAWRENCEVILLE	ASHTON WOODS HOMES
PBR-067-683IL	ASHTON WOODS HOMES	FOREST PLANTATION S/D, LOT 55B	*	ASHTON WOODS HOMES
PBR-067-715IL	LOT 147 CANTERBURY WOODS S/D	GWINNETT COUNTY	LAWRENCEVILLE	ASHTON WOODS HOMES
PBR-067-685IL	ASHTON WOODS HOMES	FOREST PLANTATION S/D, LOT 54B	*	ASHTON WOODS HOMES
PBR-067-686IL	ASHTON WOODS HOMES	FOREST PLANTATION S/D, LOT 47B	*	ASHTON WOODS HOMES
PBR-067-687IL	ASHTON WOODS HOMES	HUNTINGTON TRAILS S/D, LOT 93A	*	ASHTON WOODS HOMES
PBR-067-688IL	ASHTON WOODS HOMES	HUNTINGTON TRAILS S/D, LOT 3A	*	ASHTON WOODS HOMES
PBR-067-689IL	ASHTON WOODS HOMES	HUNTINGTON TRAILS S/D, LOT 91A	*	ASHTON WOODS HOMES HIGHLAND LAKE PARTNERS, L.L.C.
PBR-067-690IL	HIGHLAND LAKE PARTNERS, L.L.C.	HIGHLAND LAKE S/D, LOT 46, BLOCK A	SUWANEE	ASHTON WOODS HOMES
PBR-067-691IL	MEADOW TRACE, INC.	FAIRFIELD OAKS S/D, UNIT 5	LAWRENCEVILLE	MEADOW TRACE, INC.
PBR-067-692IL	LOT 21 CANTERBURY WOODS S/D	GWINNETT COUNTY	LAWRENCEVILLE	ASHTON WOODS HOMES
PBR-067-682IL	ASHTON WOODS HOMES	HUNTINGTON TRAILS S/D, LOT 8A	*	ASHTON WOODS HOMES
PBR-067-747IL	JOHN WIELAND HOMES	1950 SULLIVAN ROAD	COLLEGE PARK	KEITH GRANT HEDGEWOOD PROPERTIES
PBR-067-713IL	LOT 95A APALACHEE RIVER CLUB S/D	GWINNETT COUNTY	LAWRENCEVILLE	VICKIE NEARY
PBR-067-738IL	ASHTON WOODS HOMES	8800 ROSWELL RD, SUITE 135	ATLANTA	VICKIE NEARY
PBR-067-739IL	ASHTON WOODS HOMES	8800 ROSWELL RD, SUITE 135	ATLANTA	VICKIE NEARY
PBR-067-740IL	ASHTON WOODS HOMES	8800 ROSWELL RD, SUITE 135	ATLANTA	VICKIE NEARY
PBR-067-741IL	ASHTON WOODS HOMES	8800 ROSWELL RD, SUITE 135	ATLANTA	VICKIE NEARY
PBR-067-742IL	ASHTON WOODS HOMES	8800 ROSWELL RD, SUITE 135	ATLANTA	VICKIE NEARY
PBR-067-743IL	DAVELIN BUILDING SERVICE	3607 GRAHAMRIDGE CT	LITHONIA	DAVID BOUFFARD
PBR-067-744IL	DAVELIN BUILDING SERVICES, INC.	3607 GRAHAMRIDGE CT	LITHONIA	DAVID BOUFFARD
PBR-067-736IL	ASHTON WOODS HOMES	8800 ROSWELL RD, SUITE 135	ATLANTA	VICKIE NEARY
PBR-067-746IL	DAVELIN BUILDING SERVICES, INC.	3607 GRAHAMRIDGE CT	LITHONIA	DAVID BOUFFARD
PBR-067-735IL	ASHTON WOODS HOMES	8800 ROSWELL RD, SUITE 135	ATLANTA	VICKIE NEARY
PBR-067-748IL	(PRUITT RESIDENCE)	CAMP BRANCH ROAD	BUFORD	TRAVIS N. PRUITT, SR
PBR-067-749	RICH SMITH-RESIDENCE	5110 LILBURN STONE MOUNTAIN ROAD	LILBURN	RICH SMITH
PBR-067-751IL	LOCHMERE SUBDIVISION LOT 19A	3450 LOCHMILL DRIVE	LOGANVILLE	GARY LOCKMAN
PBR-067-751IL-A	ATKINSON ROAD BAPTIST CHURCH	1755 HERRINGTON ROAD	LAWRENCEVILLE	ATKINSON ROAD BAPTIST

Permit Number	Facility Name	Facility Address	City	Owner/Contact Name
				CHURCH
PBR-067-756IL	GDOT - OLD NORCROSS ROAD PROPERTY	OLD NORCROSS ROAD	DULUTH	GA DEPT. OF TRANSPORTATION
PBR-067-757IL	GABLES RESIDENTIAL	2605 MEADOW CHURCH ROAD	ATLANTA	SCOTT LANZ
PBR-067-761IL	S & W INERT LANDFILL, INC.	421 THUNDER ROAD	BUFORD	KENNETH WARCASTER PASTOR JAMES R. CHARRON
PBR-067-762IL	RIVER OF LIFE FAMILY CHURCH	3015 PUCKETTS MILL ROAD	BUFORD	CHARRON
PBR-067-745IL	DAVELIN BUILDING SERVICES, INC.	3607 GRAHAMRIDGE CT	LITHONIA	DAVID BOUFFARD
PBR-067-726IL	ASHTON WOODS HOMES	8800 ROSWELL RD, SUITE 135	ATLANTA	VICKIE NEARY
PBR-067-716IL	LOT 38A HUNTINGTON FALLS S/D	GWINNETT COUNTY	LAWRENCEVILLE	ASHTON WOODS HOMES
PBR-067-717IL	LOT 5B HUNTINGTON FALLS S/D	GWINNETT COUNTY	LAWRENCEVILLE	ASTON WOODS HOMES
PBR-067-718IL	LOT 3B HUNTINGTON FALLS S/D	GWINNETT COUNTY	LAWRENCEVILLE	ASHTON WOODS HOMES
PBR-067-719IL	K R Y INVESTMENTS, INC.	3280 POINTE PARKWAY, ST. 2400	NORCROSS	JOHN R. YOST
PBR-067-720IL	ASHTON WOODS HOMES	8800 ROSWELL RD, SUITE 135	ATLANTA	VICKIE NEARY
PBR-067-721IL	ASTON WOODS HOMES	8800 ROSWELL RD, SUITE 135	ATLANTA	VICKIE NEARY
PBR-067-722IL	ASHTON WOODS HOMES	8800 ROSWELL RD, SUITE 135	ATLANTA	VICKIE NEARY
PBR-067-723IL	ASHTON WOODS HOMES	8800 ROSWELL RD, SUITE 135	ATLANTA	VICKIE NEARY
PBR-067-737IL	ASHTON WOODS HOMES	8800 ROSWELL RD, SUITE 135	ATLANTA	VICKIE NEARY
PBR-067-725IL	ASHTON WOODS HOMES	8800 ROSWELL RD, SUITE 135	ATLANTA	VICKIE NEARY DAVELIN BUILDING SERVICES
PBR-067-671IL	DAVELIN BUILDING SERVICES, INC.	KENION FOREST S/D, LOT 9A	LILBURN	SERVICES
PBR-067-727IL	ASHTON WOODS HOMES	8800 ROSWELL RD, SUITE 135	ATLANTA	VICKIE NEARY
PBR-067-728IL	ASHTON WOODS HOMES	8800 ROSWELL RD, SUITE 135	ATLANTA	VICKIE NEARY
PBR-067-729IL	ASHTON WOODS HOMES	8800 ROSWELL RD, SUITE 135	ATLANTA	VICKIE NEARY
PBR-067-730IL	ASHTON WOODS HOMES	8800 ROSWELL RD, SUITE 135	ATLANTA	VICKIE NEARY
PBR-067-731IL	ASHTON WOODS HOMES	8800 ROSWELL RD, SUITE 135	ATLANTA	VICKIE NEARY
PBR-067-732IL	HEDGEWOOD PROPERTIES	5930 POST ROAD	CUMMING	SHORTER GRANBERRY
PBR-067-733IL	HEDGEWOOD PROPERTIES	5930 POST ROAD	CUMMING	SHORTER GRANBERRY
PBR-067-734IL	HEDGEWOOD PROPERTIES	5930 POST ROAD	CUMMING	SHORTER GRANBERRY
PBR-067-724IL	ASHTON WOODS HOMES	8800 ROSWELL RD, SUITE 135	ATLANTA	VICKIE NEARY
PBR-067-619IL	ASHTON WOODS HOMES	HUNTINGTON TRAILS S/D, LOT 99A	*	ASHTON WOODS HOMES
PBR-067-673IL	ASHTON WOODS HOMES	FOREST PLANTATION S/D, LOT 15B	*	ASHTON WOODS HOMES
PBR-067-610IL	ASHTON WOODS HOMES	HUNTINGTON TRAILS S/D, LOT 30A	*	ASHTON WOODS HOMES
PBR-067-611IL	ASHTON WOODS HOMES	HUNTINGTON TRAILS S/D, LOT 12B	*	ASHTON WOODS HOMES
PBR-067-612IL	ASHTON WOODS HOMES	FOREST PLANTATION S/D, LOT 16B	*	ASHTON WOODS HOMES
PBR-067-613IL	ASHTON WOODS HOMES	HUNTINGTON TRAILS S/D, LOT 10B	*	ASHTON WOODS HOMES
PBR-067-614IL	ASHTON WOODS HOMES	FOREST PLANTATION S/D, LOT 35B	*	ASHTON WOODS HOMES
PBR-067-615IL	ASHTON WOODS HOMES	FOREST PLANTATION S/D, LOT 14B	*	ASHTON WOODS HOMES
PBR-067-616IL	ASHTON WOODS HOMES	FOREST PLANTATION S/D, LOT 15B	*	ASHTON WOODS HOMES
PBR-067-608IL	HEDGEWOOD PROPERTIES	APALACHEE RIVER CLUB S/D LOT 85A	DACULA	SHORTER R. GRANBERRY

Permit Number	Facility Name	Facility Address	City	Owner/Contact Name
PBR-067-618IL	ASHTON WOODS HOMES	FOREST PLANTATION S/D, LOT 24B	*	ASHTON WOODS HOMES
PBR-067-607IL	HEDGEWOOD PROPERTIES	APALACHEE RIVER CLUB S/D LOT 107A	DACULA	SHORTER R. GRANBERRY
PBR-067-620IL	ASHTON WOODS HOMES	HUNTINGTON TRAILS S/D, LOT 89A	*	ASHTON WOODS HOMES
PBR-067-621IL	ASHTON WOODS HOMES	HUNTINGTON TRAILS S/D, LOT 11B	*	ASHTON WOODS HOMES
PBR-067-622IL	ASHTON WOODS HOMES	FOREST PLANTATION S/D, LOT 59B	*	ASHTON WOODS HOMES
PBR-067-623IL	TOM FREEMAN GRADING	3565 GRAYCLIFF ROAD, GRAYCLIFF S/D	*	TOM FREEMAN GRADING
PBR-067-624IL	TOM FREEMAN GRADING, INC.	BRANNAN/S MILL S/D, LOT 28B	*	TOM FREEMAN GRADING, INC.
PBR-067-625IL	TOM FREEMAN GRADING, INC.	BRANNAN/S MILL S/D, LOT 29B	*	TOM FREEMAN GRADING, INC.
PBR-067-626IL	TOM FREEMAN GRADING, INC.	BRANNAN/S MILL S/D, LOT 30B	*	TOM FREEMAN GRADING, INC.
PBR-067-627IL	JOHN WIELAND HOMES, INC.	CHATTAHOOCHEE RUN S/D , LOT 89E	ATLANTA	JOHN WIELAND HOMES, INC.
PBR-067-617IL	ASHTON WOODS HOMES	FOREST PLANTATION S/D, LOT 18B	*	ASHTON WOODS HOMES
PBR-067-598IL	FOREST PLANTATION S/D, LOT 73B	*	*	ASHTON WOODS HOMES
PBR-067-674IL	ASHTON WOODS HOMES	FOREST PLANTATION S/D, LOT 57B	*	ASHTON WOODS HOMES
PBR-067-588IL	HUNTINGTON TRAIL S/D, LOT 58B	*	*	ASHTON WOODS HOMES
PBR-067-589IL	HUNTINGTON TRAIL S/D, LOT 87B	*	*	ASHTON WOODS HOMES
PBR-067-590IL	JOHN WIELAND HOMES, INC.	BERKELEY LAKE S/D LOT 1A	ATLANTA	JOHN WIELAND HOMES, INC.
PBR-067-591IL	JOHN WIELAND HOMES, INC.	BERKELEY LAKE S/D LOT 2A	ATLANTA	JOHN WIELAND HOMES, INC.
PBR-067-592IL	JOHN WIELAND HOMES, INC.	CHATTAHOOCHEE RUN S/D , LOT 172	ATLANTA	JOHN WIELAND HOMES, INC.
PBR-067-594IL	HUNTINGTON TRAIL S/D, LOT 104A	*	*	ASHTON WOODS HOMES
PBR-067-595IL	HUNTINGTON TRAIL S/D, LOT 96A	*	*	ASHTON WOODS HOMES
PBR-067-609IL	HEDGEWOOD PROPERTIES	APALACHEE RIVER CLUB S/D LOT 2C	DACULA	SHORTER R. GRANBERRY
PBR-067-597IL	FOREST PLANTATION S/D, LOT 88B	*	*	ASHTON WOODS HOMES
PBR-067-630IL	ASHTON WOODS HOMES	HUNTINGTON TRAILS S/D, LOT 19B	*	ASHTON WOODS HOMES
PBR-067-599IL	FOREST PLANTATION S/D, LOT 58B	*	*	ASHTON WOODS HOMES
PBR-067-600IL	FOREST PLANTATION S/D, LOT 87B	*	*	ASHTON WOODS HOMES
PBR-067-601IL	HUNTINGTON TRAIL S/D, LOT 109A	*	*	ASHTON WOODS HOMES
PBR-067-602IL	HUNTINGTON TRAIL S/D, LOT 25A	*	*	ASHTON WOODS HOMES
PBR-067-603IL	HUNTINGTON TRAIL S/D, LOT 27A	*	*	ASHTON WOODS HOMES
PBR-067-604IL	RESIDENTIAL BUILDERS,	AMBERLY HILS S/D 1555 ROUND ROAD	DECULA	RESIDENTIAL BUILDERS INC.
PBR-067-605IL	RESIDENTIAL BUILDERS,	AMBERLY HILS S/D 1515 ROUND ROAD	DECULA	RESIDENTIAL BUILDERS INC.
PBR-067-606IL	RESIDENTIAL BUILDERS,	AMBERLY HILS S/D 1525 ROUND ROAD, LOT 49A	DECULA	RESIDENTIAL BUILDERS INC.
PBR-067-596IL	HUNTINGTON TRAIL S/D, LOT 107A	*	*	ASHTON WOODS HOMES
PBR-067-663IL	HEDGEWOOD PROPERTIES	MCKENDREE PARK S/D, LOT 50A	DACULA	SHORTER R. GRANBERRY
PBR-067-653IL	HEDGEWOOD PROPERTIES	APALACHEE RIVER CLUB S/D, LOT 106A	DACULA	SHORTER R. GRANBERRY

Permit Number	Facility Name	Facility Address	City	Owner/Contact Name
PBR-067-654IL	HEDGEWOOD PROPERTIES	APALACHEE RIVER CLUB S/D, LOT 105A	DACULA	SHORTER R. GRANBERRY
PBR-067-655IL	HEDGEWOOD PROPERTIES	APALACHEE RIVER CLUB S/D, LOT 99A	DACULA	SHORTER R. GRANBERRY
PBR-067-656IL	HEDGEWOOD PROPERTIES	APALACHEE RIVER CLUB S/D, LOT 62A	DACULA	SHORTER R. GRANBERRY
PBR-067-657IL	HEDGEWOOD PROPERTIES	APALACHEE RIVER CLUB S/D, LOT 19A	DACULA	SHORTER R. GRANBERRY
PBR-067-658IL	HEDGEWOOD PROPERTIES	MCKENDREE PARK S/D, LOT 36B	DACULA	SHORTER R. GRANBERRY
PBR-067-659IL	HEDGEWOOD PROPERTIES	MCKENDREE PARK S/D, LOT 71B	DACULA	SHORTER R. GRANBERRY
PBR-067-660IL	HEDGEWOOD PROPERTIES	MCKENDREE PARK S/D, LOT 38B	DACULA	SHORTER R. GRANBERRY
PBR-067-628IL	RESIDENTIAL BUILDERS, INC.	RIVER RUN A/D 4109 RIVERSTONE DRIVE	DELUTH	FRANK TATE
PBR-067-662IL	HEDGEWOOD PROPERTIES	MCKENDREE PARK S/D, LOT 37B	DACULA	SHORTER R. GRANBERRY
PBR-067-650IL	ASHTON WOODS HOMES	HUNTINGTON TRAILS S/D, LOT 23A	*	ASHTON WOODS HOMES
PBR-067-664IL	SIMPRO HOMES INC	AMBERLY GLEN S/D, LOT 262	DACULA	SIMPRO HOMES, INC.
PBR-067-665IL	ASHTON WOODS HOMES	HUNTINGTON TRAILS S/D, LOT 95A	*	ASHTON WOODS HOMES
PBR-067-666IL	ASHTON WOODS HOMES	HUNTINGTON TRAILS S/D, LOT 21A	*	ASHTON WOODS HOMES
PBR-067-667IL	ASHTON WOODS HOMES	HUNTINGTON TRAILS S/D, LOT 115A	*	ASHTON WOODS HOMES
PBR-067-668IL	JOHN WIELAND HOMES, INC.	CHATTAHOOCHEE RUN S/D , LOT 174C	ATLANTA	JOHN WIELAND HOMES, INC.
PBR-067-669IL	DAVELIN BUILDING SERVICES, INC.	KENION FOREST S/D, LOT 4A	LILBURN	DAVELIN BUILDING SERVICES
PBR-067-670IL	DAVELIN BUILDING SERVICES, INC.	KENION FOREST S/D, LOT 13A	LILBURN	DAVELIN BUILDING SERVICES
PBR-067-586IL	HUNTINGON TRAIL S/D, LOT 112A	*	*	ASHTON WOODS HOMES
PBR-067-661IL	HEDGEWOOD PROPERTIES	MCKENDREE PARK S/D, LOT 21B	DACULA	SHORTER R. GRANBERRY
PBR-067-640IL	ASHTON WOODS HOMES	HUNTINGTON TRAILS S/D, LOT 117A	*	ASHTON WOODS HOMES
PBR-067-672IL	ASHTON WOODS HOMES	HUNTINGTON TRAILS S/D, LOT 114A	*	ASHTON WOODS HOMES
PBR-067-631IL	ASHTON WOODS HOMES	HUNTINGTON TRAILS S/D, LOT 26A	*	ASHTON WOODS HOMES
PBR-067-632IL	ASHTON WOODS HOMES	FOREST PLANTATION S/D, LOT 30B	*	ASHTON WOODS HOMES
PBR-067-633IL	HEDGEWOOD PROPERTIES	APALACHEE RIVER CLUB S/D, LOT 11B	DACULA	SHORTER R. GRANBERRY
PBR-067-634IL	HEDGEWOOD PROPERTIES	APALACHEE RIVER CLUB S/D, LOT 2B	DACULA	SHORTER R. GRANBERRY
PBR-067-635IL	HEDGEWOOD PROPERTIES	APALACHEE RIVER CLUB S/D, LOT 117A	DACULA	SHORTER R. GRANBERRY
PBR-067-636IL	HEDGEWOOD PROPERTIES	APALACHEE RIVER CLUB S/D, LOT 14B	DACULA	SHORTER R. GRANBERRY
PBR-067-637IL	HEDGEWOOD PROPERTIES	APALACHEE RIVER CLUB S/D, LOT 82A	DACULA	SHORTER R. GRANBERRY
PBR-067-652IL	HEDGEWOOD PROPERTIES	APALACHEE RIVER CLUB S/D, LOT 1C	DACULA	SHORTER R. GRANBERRY
PBR-067-639IL	ASHTON WOODS HOMES	HUNTINGTON TRAILS S/D, LOT 119A	*	ASHTON WOODS HOMES
PBR-067-651IL	BENNY GRISHAM	980 WALTHOR BLVD. APT. 980	*	BENNY GRISHAM
PBR-067-641IL	ASHTON WOODS HOMES	HUNTINGTON TRAILS S/D, LOT 100A	*	ASHTON WOODS HOMES
PBR-067-643IL	ASHTON WOODS HOMES	HUNTINGTON TRAILS S/D, LOT 5A	*	ASHTON WOODS HOMES
PBR-067-644IL	ASHTON WOODS HOMES	HUNTINGTON TRAILS S/D, LOT 6A	*	ASHTON WOODS HOMES
PBR-067-645IL	ASHTON WOODS HOMES	HUNTINGTON TRAILS S/D, LOT 118A	*	ASHTON WOODS HOMES
PBR-067-646IL	ASHTON WOODS HOMES	HUNTINGTON TRAILS S/D, LOT 2A	*	ASHTON WOODS HOMES
PBR-067-647IL	ASHTON WOODS HOMES	FOREST PLANTATION S/D, LOT 49B	*	ASHTON WOODS HOMES

Permit Number	Facility Name	Facility Address	City	Owner/Contact Name
PBR-067-648IL	ASHTON WOODS HOMES	FOREST PLANTATION S/D, LOT 31A	*	ASHTON WOODS HOMES
PBR-067-649IL	ASHTON WOODS HOMES	HUNTINGTON TRAILS S/D, LOT 22A	*	ASHTON WOODS HOMES
PBR-067-629IL	RESIDENTIAL BUILDERS, INC.	RIVER RUN S/D 4034 RIVERSTONE DRIVE	DELUTH	FRANK TATE
PBR-067-638IL	HEDGEWOOD PROPERTIES	APALACHEE RIVER CLUB S/D, LOT 73A	DACULA	SHORTER R. GRANBERRY
PBR-067-089IL	COPPER KEY HOMES, INC. INERT LANDFILL	1224 RIVERLOCH WAY	LAWRENCEVILLE	JAMES L. ENIX
PBR-067-167IL	DETAIL HOME INC.	1887 DEWINTON PLACE	LAWRENCEVILLE	KERRY SIMPSON
PBR-067-076IL	RUSS WATSON BUILDERS, INC. INERT LANDFILL	LOT 3D ENERGREEN LAKES S/D, 1215 DENMARK DR. OFF POUNDS RD	STONE MOUNTAIN	RAYMOND R. WATSON
PBR-067-077IL	C.A. MUELLER DEVELOPERS, INC. INERT LANDFILL	WHITLOCK TRAIL, LOT 28	SUWANEE	CHARLES A MUELLER
PBR-067-079IL	JOHN WIELAND HOMES, INC. INERT LANDFILL	EDGEWATER LOT 2N, 365 SILVER THORNE POINT	LAWRENCEVILLE	JUSTIN PATSEY
PBR-067-080IL	JOHN WIELAND HOMES, INC. INERT LANDFILL LOT 102, 545 WOODBROOK WAY	LOT 102, 545 WOODBROOK WAY	LAWRENCEVILLE	JUSTIN PATSEY
PBR-067-081IL	JOHN WIELAND HOMES, INC. INERT LANDFILL LOT 6G, 2555 LOCKMEADE WAY, EDGEWATER S/D	LOT 6G, 2555 LOCKMEADE WAY, EDGEWATER S/D	LAWRENCEVILLE	JUSTIN PATSEY
PBR-067-082IL	JOHN WIELAND HOMES, INC. INERT LANDFILL	EDGEWATER S/D, LOT 9L, 535 WOODBROOK WAY	LAWRENCEVILLE	JUSTIN PATSEY
PBR-067-083IL	EDGEWATER S/D, LOT 9L, 535 WOODBROOK WAY	EDGEWATER S/D, LOT 9L, 535 WOODBROOK WAY	LAWRENCEVILLE	JUSTIN PATSEY
PBR-067-083IL	BILL BROWNE INERT LANDFILL	MCKENDREE PARK LANE LOT 42-A	*	JAMES DONNELLY, JR.
PBR-067-074IL	COPPER KEY HOMES, INC. INERT LANDFILL	7-A RIVERSHYRE SUB. 1234 RIVERLOCH WAY	LAWRENCEVILLE	JAMES L. ENIX
PBR-067-088IL	COPPER KEY HOMES, INC. INERT LANDFILL	1234 RIVERLOCH WAY	LAWRENCEVILLE	JAMES L. ENIX
PBR-067-073IL	COPPER KEY HOMES, INC. INERT LANDFILL	8-A RIVERSHYRE	LAWRENCEVILLE	JAMES L. ENIX
PBR-067-091IL	TRATON CORP. OF GWINNETT INERT LANDFILL LOT 10A PEACHTREE BLUFF S/D, PEACHBLUFF COURT	LOT 10A PEACHTREE BLUFF S/D, PEACHBLUFF COURT	DULUTH	ROBERT C. HARRIS
PBR-067-092IL	TRATON CORP. OF GWINNETT INERT LANDFILL LOT 21A PEACHTREE BLUFF S/D, 3810 PEACHBLUFF COURT	LOT 21A PEACHTREE BLUFF S/D, 3810 PEACHBLUFF COURT	DULUTH	ROBERT C. HARRIS
PBR-067-093IL	TRATON CORP. OF GWINNETT INERT LANDFILL LOT 28A PEACHTREE BLUFF S/D, 3815 PEACHBLUFF COURT	LOT 28A PEACHTREE BLUFF S/D, 3815 PEACHBLUFF COURT	DULUTH	ROBERT C. HARRIS
PBR-067-094IL	TRATON CORP. OF GWINNETT INERT LANDFILL LOT 29 PEACHTREE BLUFF S/D, 3805 PEACHBLUFF COURT	LOT 29 PEACHTREE BLUFF S/D, 3805 PEACHBLUFF COURT	DULUTH	ROBERT C. HARRIS
PBR-067-163IL	JOHN WIELAND HOMES, INC. INERT LANDFILL	EDGEWATER S/D LOT 14L 2590 HIDDEN WOOD LANE	LAWRENCEVILLE	JUSTIN PATSEY
PBR-067-164IL	JOHN WIELAND HOMES, INC. INERT LANDFILL	BERKLEY WALK S/D, LOT 7 4835 BERKLEY WALK	DULUTH	ERIC SULLIVAN
PBR-067-165IL	D. GURLEY HOMES, INC. INERT LANDFILL	4035 PIPER GLEN DRIVE	BUFORD	DAVID W. GURLEY
PBR-067-050IL	BILL BROWNE INERT LANDFILL	BENJAMIN PLACE LOT 13-B, MCKENDREE PARK S/D	*	JAMES DONNELLY, JR.
PBR-067-087IL	ELAN HOMES, INC. INERT LANDFILL	345 CHANNINGS LAKE DRIVE LOT 4-B	LAWRENCEVILLE	FRANK B. SANDERS
PBR-067-064IL	HAND CRAFT BUILDERS, INC.	2855 SPRINGROCK HILL TRAIL, LOT 36-B BROOKFOREST	LAWRENCEVILLE	FRANK B. SANDERS
PBR-067-212IL	RYLAND HOMES INERT LANDFILL	PEACHTREE MANOR S/D LOT 14A 590 MANOR GLEN DRIVE	LAWRENCEVILLE	WILLIAM CHANDLER
PBR-067-052IL	BILL BROWNE INERT LANDFILL	BENJAMIN PLACE LOT 10-B, MCKENDREE PARK S/D	*	JAMES DONNELLY, JR.
PBR-067-053IL	RYLAND HOMES INERT LANDFILL	AVOCET SUBDIVISION, LOT 24, BLOCK C	NORCROSS	WILLIAM D. CHANDLER
PBR-067-054IL	RYLAND HOMES INERT LANDFILL	SPRINGSIDE AT NEELY LOT 41 BLOCK A UNIT 2	NORCROSS	WILLIAM D. CHANDLER
PBR-067-055IL	RYLAND HOMES INERT LANDFILL	CARLYSLE S/D, LOT 123, BLOCK A	LAWRENCEVILLE	WILLIAM D. CHANDLER
PBR-067-056IL	RYLAND HOMES INERT LANDFILL	SPRINGSIDE AT NEELY LOT 02 BLOCK C UNIT 2	NORCROSS	WILLIAM D. CHANDLER

Permit Number	Facility Name	Facility Address	City	Owner/Contact Name
PBR-067-057IL	RYLAND HOMES INERT LANDFILL	SPRINGSIDE AT NEELY LOT 15 BLOCK C UNIT 2	NORCROSS	WILLIAM D. CHANDLER
PBR-067-061IL	HAND CRAFT BUILDERS, INC.	2815 SPRINGROCK TRAIL, LOT 40-B, BROOKFOREST	LAWRENCEVILLE	FRANK B. SANDERS
PBR-067-075IL	COPPER KEY HOMES, INC. INERT LANDFILL	58-B BROOKFOREST 2727 SPRINGFOUNT COURT	LAWRENCEVILLE	JAMES L. ENIX
PBR-067-063IL	HAND CRAFT BUILDERS, INC.	2845 SPRINGROCK HILL TRAIL, LOT 37-B BROOKFOREST	LAWRENCEVILLE	FRANK B. SANDERS
PBR-067-169IL	DETAIL HOME INC. INERT LANDFILL	1887 DEWINTON PLACE	LAWRENCEVILLE	KERRY SIMPSON
PBR-067-065IL	HAND CRAFT BUILDERS, INC.	2875 SPRINGROCK HILL TRAIL, LOT 35-B BROOKFOREST	LAWRENCEVILLE	FRANK B. SANDERS
PBR-067-066IL	HAND CRAFT BUILDERS, INC.	2825 SPRINGROCK HILL TRAIL, LOT 39-B BROOKFOREST	LAWRENCEVILLE	FRANK B. SANDERS
PBR-067-067IL	COOPER KEY HOMES, INC. INERT LANDFILL	49-B BROOKFOREST, 842 ROCKFOUNT WAY	LAWRENCEVILLE	JAMES L. ENIX
PBR-067-068IL	COOPER KEY HOMES, INC. INERT LANDFILL	51-B BROOKFOREST 857 ROCKFOUNT WAY	LAWRENCEVILLE	JAMES L. ENIX
PBR-067-069IL	COOPER KEY HOMES, INC. INERT LANDFILL	55-B BROOKFOREST 2757 SPRINGFOUNT CT.	LAWRENCEVILLE	JAMES L. ENIX
PBR-067-070IL	COOPER KEY HOMES, INC. INERT LANDFILL	54-B BROOKFOREST 2767 SPRINGFOUNT CT.	LAWRENCEVILLE	JAMES L. ENIX
PBR-067-071IL	COOPER KEY HOMES, INC. INERT LANDFILL	59-B BROOKFOREST, 2732 SPRINGFOUNT COURT	LAWRENCEVILLE	JAMES L. ENIX
PBR-067-072IL	COOPER KEY HOMES, INC. INERT LANDFILL	114-A BROOKFOREST 777 ROCKFOUNT WAY	LAWRENCEVILLE	JAMES L. ENIX
PBR-067-062IL	HAND CRAFT BUILDERS, INC.	2835 SPRINGROCK HILL TRAIL, LOT 38-B BROOKFOREST	LAWRENCEVILLE	FRANK B. SANDERS
PBR-067-202IL	JOHN WIELAND HOMES, INC. INERT LANDFILL	LOT 17A, 3455 KINGSLAND CIRCLE BERKLEY WALK S/D	NORCROSS	BOBBY MINK
PBR-067-166IL	RYLAND HOMES	1000 HOLCOMB WOODS PARKWAY	ROSWELL	RYLAND HOMES
PBR-067-193IL	RYLAND HOMES INERT LANDFILL	LOT 38A MIRAMONT, 4164 DUCKPOND CT.	ROSWELL	RYLAND HOMES
PBR-067-194IL	RYLAND HOMES INERT LANDFILL	LOT 35A MIRAMONT, 4149 DUCKPOND CT.	ROSWELL	RYLAND HOMES
PBR-067-195IL	RYLAND HOMES INERT LANDFILL	LOT 87A MIRAMONT, 3955 BERKELEY VIEW DR.	ROSWELL	RYLAND HOMES
PBR-067-196IL	JOHN WIELAND HOMES, INC. INERT LANDFILL	EDGEWATER S/D LOT 31K, 550 WOODBROOK WAY	LAWRENCEVILLE	RALPH REILLY
PBR-067-197IL	JOHN WIELAND HOMES, INC. INERT LANDFILL	EDGEWATER S/D LOT 12L, 550 WOODBROOK WAY	LAWRENCEVILLE	RALPH REILLY
PBR-067-198IL	JOHN WIELAND HOMES, INC. INERT LANDFILL	EDGEWATER S/D LOT 42D, 415 WOODBROOK WAY	LAWRENCEVILLE	RALPH REILLY
PBR-067-199IL	JOHN WIELAND HOMES, INC. INERT LANDFILL	LOT 19A, 3440 KINGSLAND CIRCLE BERKLEY WALK S/D	NORCROSS	BOBBY MINK
PBR-067-191IL	RYLAND HOMES INERT LANDFILL	LOT 4B MIRAMONT, 3425 DUCKPOND TRACE	ROSWELL	RYLAND HOMES
PBR-067-201IL	JOHN WIELAND HOMES, INC. INERT LANDFILL	LOT 14A, 3425 KINGSLAND CIRCLE BERKLEY WALK S/D	NORCROSS	BOBBY MINK
PBR-067-190IL	RYLAND HOMES INERT LANDFILL	LOT 136A PEACHTREE MANOR, 615 MANOR GLEN LN.	ROSWELL	RYLAND HOMES
PBR-067-204IL	COPPER KEY HOMES, INC. INERT LANDFILL	2767 SPRINGFOUNT COURT LOT 54B BROOK FOREST S/D	LAWRENCEVILLE	JAMES L. ENIX
PBR-067-205IL	DAVID BOLAND INERT LANDFILL	2762 NEW HOPE ROAD	GRAYSON	DAVID BOLAND
PBR-067-206IL	FRANK TATE INERT LANDFILL	2742 NEW HOPE ROAD	GRAYSON	FRANK TATE
PBR-067-207IL	TRATON CORP. OF GWINNETT INERT LANDFILL	SEVER WOODS S/D, LOT 18-A, 1495 SEVER WOODS COURT	LAWRENCEVILLE	PHYLLIS BRITTON
PBR-067-208IL	JOHN WIELAND HOMES, INC. INERT LANDFILL	LOT 74-A BERKLEY WALK 4670 BERKLEY WALK POINT	BERKLEY LAKE	BOBBY MINK
PBR-067-209IL	JOHN WIELAND HOMES, INC. INERT LANDFILL	LOT 20-A BERKLEY WALK 3430 KINGSLAND CIRCLE	BERKLEY LAKE	BOBBY MINK
PBR-067-210IL	JOHN WIELAND HOMES, INC. INERT LANDFILL	LOT 11-A BERKLEY WALK 4685 BERKLEY WALK POINT	BERKLEY LAKE	BOBBY MINK
PBR-067-211IL	RYLAND HOMES INERT LANDFILL	PEACHTREE MANOR S/D LOT 15A 580 MANOR GLEN DRIVE	LAWRENCEVILLE	WILLIAM CHANDLER
PBR-067-200IL	JOHN WIELAND HOMES, INC. INERT LANDFILL	LOT 16A, 3445 KINGSLAND CIRCLE BERKLEY WALK S/D	NORCROSS	BOBBY MINK
PBR-067-179IL	JOHN WIELAND HOMES, INC. INERT LANDFILL	EDGEWATER S/D LOT 3N 375 SILVERTHORNE POINT	LAWRENCEVILLE	ERIC SULLIVAN
PBR-067-170IL	JOHN WIELAND HOMES, INC. INERT LANDFILL	BERKLEY LAKE S/D LOT 72 4710 BERKLEY WALK POINT	DULUTH	BOBBY MINK
PBR-067-171IL	JOHN WIELAND HOMES INERT LANDFILL	BERKLEY WALK S/D LOT 7 4645 BRIAR HILL DRIVE	DULUTH	BOBBY MINK

Permit Number	Facility Name	Facility Address	City	Owner/Contact Name
PBR-067-172IL	JOHN WIELAND HOMES, INC. INERT LANDFILL	BERKLEY LAKE S/D LOT 10	DULUTH	BOBBY MINK
PBR-067-173IL	JOHN WIELAND HOMES, INC. INERT LANDFILL	LOT 8 BERKLEY WALK S/D	DULUTH	BOBBY MINK
PBR-067-174IL	JOHN WIELAND HOMES, INC.	1950 SULLIVAN ROAD	ATLANTA	BOBBY MINK
PBR-067-174IL-A	JOHN WIELAND HOMES, INC. INERT LANDFILL	EDGEWATER S/D LOT 2G 2615 LOCKMEADE WAY	LAWRENCEVILLE	ERIC SULLIVAN
PBR-067-175IL	RESIDENTIAL BUILDERS, INC.	4039 RIVERSTONE DRIVE	DULUTH	FRANK TATE
PBR-067-176IL	RESIDENTIAL BUILDERS, INC.	2815 AMBERLY HILLS TRAILS	DACULA	FRANK TATE
PBR-067-192IL	RYLAND HOMES INERT LANDFILL	LOT 39A MIRAMONT, 4154 DUCKPOND CT.	ROSWELL	RYLAND HOMES
PBR-067-178IL	FRANK CHANDLER INERT LANDFILL	2743 OLD PEACHTREE ROAD	DACULA	SAMANTHA NEVILS
PBR-067-049IL	BILL BROWNE INERT LANDFILL	BENJAMIN PLACE LOT 14-B, MCKENDREE PARK S/D	*	JAMES DONNELLY, JR.
PBR-067-180IL	BARBER HOMES, INC. INERT LANDFILL	OLD SAVANNAH SQUARE S/D LOT 11 ST. JULLIAN STREET	LAWRENCEVILLE	RALPH M. COLLIER
PBR-067-182IL	JOHN WIELAND HOMES, INC. INERT LANDFILL	EDGEWATER S/D LOT 11E 2560 LOCKMEADE WAY	LAWRENCEVILLE	ERIC SULLIVAN
PBR-067-184IL	JOHN WIELAND HOMES, INC. INERT LANDFILL	EDGEWATER S/D LOT 2G 2615 LOCKMEADE WAY	LAWRENCEVILLE	JUSTIN PATSEY
PBR-067-185IL	JOHN WIELAND HOMES, INC. INERT LANDFILL	EDGEWATER S/D, 395 SILVERTHORNE POINT, LOT #5N	ATLANTA	RALPH REILLY
PBR-067-186IL	JOHN WIELAND HOMES, INC.	EDGEWATER S/D, 385 SILVERTHORNE POINT, LOT#404	ATLANTA	RALPH REILLY
PBR-067-187IL	JOHN WIELAND HOMES, INC.	EDGEWATER S/D, 450 SILVERTHORNE POINT, LOT#134	ATLANTA	RALPH REILLY
PBR-067-188IL	RYLAND HOMES INERT LANDFILL	LOT 119A PEACHTREE MANOR, 2887 MANOR GLEN LN.	ROSWELL	RYLAND HOMES
PBR-067-189IL	RYLAND HOMES INERT LANDFILL	LOT 137A PEACHTREE MANOR, 625 MANOR GLEN LN.	ROSWELL	RYLAND HOMES
PBR-067-177IL	JOHN WIELAND HOMES INERT LANDFILL	BERKLEY WALK S/D LOT 8 4655 BRIAR HILL DRIVE	DULUTH	BOBBY MINK
PBR-067-136IL	JOHN WEILAND HOMES, INC. INERT LANDFILL EDGEWATER S/D, LOT 4G, LOCKMEADE WAY 2575	EDGEWATER S/D, LOT 4G, LOCKMEADE WAY 2575	LAWRENCEVILLE	RALPH REILLY
PBR-067-148IL	EDGEWATER S/D, 2560 HIDDEN WOOD LANE LOT 19	EDGEWATER S/D, 2560 HIDDEN WOOD LANE LOT 19	SNELLVILLE	RALPH REILLY
PBR-067-125IL	TRATON CORP. OF GWINNETT INERT LANDFILL LOT 45-A PEACHTREE BLUFF, 1945 PEACHBLUFF DRIVE	LOT 45-A PEACHTREE BLUFF, 1945 PEACHBLUFF DRIVE	SUWANEE	PHYLLIS BRITTON
PBR-067-126IL	TRATON CORP. OF GWINNETT INERT LANDFILL LOT 46-A PEACHTREE BLUFF, 1935 PEACHBLUFF DRIVE	LOT 46-A PEACHTREE BLUFF, 1935 PEACHBLUFF DRIVE	SUWANEE	PHYLLIS BRITTON
PBR-067-127IL	TRATON CORP. OF GWINNETT INERT LANDFILL LOT 46-A PEACHTREE BLUFF, 1935 PEACHBLUFF DRIVE	LOT 1-A PEACHTREE BLUFF, 1930 PEACHBLUFF DRIVE	SUWANEE	PHYLLIS BRITTON
PBR-067-128IL	JOHN WIELAND HOMES, INC. EDGEWATER S/D, LOT 10N, 455 SILVERTHORNE POINT	EDGEWATER S/D, LOT 10N, 455 SILVERTHORNE POINT	LAWRENCEVILLE	JUSTIN PATSEY
PBR-067-130IL	DOUG WOOLRIDGE INERT LANDFILL	88-B LANSDOWNE	LAWRENCEVILLE	DON DONNELLY
PBR-067-131IL	DOUG WOOLRIDGE INERT LANDFILL	84-B LANSDOWNE	LAWRENCEVILLE	DON DONNELLY
PBR-067-133IL	JACKSON FARMS ASSOC. LP INERT LANDFILL TRATON CORP. OF GWINNETT INERT LANDFILL LOT 26-A SEVER WOODS S/D, 1465 SEVER WOODS COURT	JACKSON FARMS S/D	SNELLVILLE	MOON GRADING CO. INC.
PBR-067-123IL	LOT 26-A SEVER WOODS S/D, 1465 SEVER WOODS COURT	LOT 26-A SEVER WOODS S/D, 1465 SEVER WOODS COURT	LAWRENCEVILLE	PHYLLIS BRITTON
PBR-067-135IL	DAVIS CROY INERT LANDFILL TRATON CORP. OF GWINNETT INERT LANDFILL LOT 25-A SEVER WOODS S/D, 1292 FOREST GLADE TRACE	1265 E.M. CROY ROAD	BUFORD	DAVIS CROY
PBR-067-122IL	LOT 25-A SEVER WOODS S/D, 1292 FOREST GLADE TRACE	LOT 25-A SEVER WOODS S/D, 1292 FOREST GLADE TRACE	LAWRENCEVILLE	PHYLLIS BRITTON
PBR-067-137IL	JOHN WEILAND HOMES, INC. INERT LANDFILL EDGEWATER S/D, LOT 13E, LOCKMEADE WAY 2580	EDGEWATER S/D, LOT 13E, LOCKMEADE WAY 2580	LAWRENCEVILLE	RALPH REILLY
PBR-067-139IL	JOHN WEILAND HOMES, INC. INERT LANDFILL EDGEWATER S/D, LOT 23L, HIDDEN WOOD LANE	EDGEWATER S/D, LOT 23L, HIDDEN WOOD LANE	LAWRENCEVILLE	RALPH REILLY

Permit Number	Facility Name	Facility Address	City	Owner/Contact Name
PBR-067-142IL	JSW CONSTRUCTION, INC. INERT LANDFILL JOHN WIELAND HOMES, INC. INERT LANDFILL	LOT 119-A BRIARGLEN AT IVY CREEK	BUFORD	JERRY WILKERSON
PBR-067-143IL	EDGEWATER S/D, 415 SILVER THORNE POINT	EDGEWATER S/D, 415 SILVER THORNE POINT	LAWRENCEVILLE	RALPH REILLY
PBR-067-144IL	MINEAR GROUP, INC. INERT LANDFILL MY BUILDER INC. LOT 125A BRIAR GLEN AT IVY	LOT 509 AMBERFIELD UNIT V	DULUTH	RICHARD MINEAR
PBR-067-145IL	CREEK, BUFORD GEORGIA MY BUILDER, INC. INERT LANDFILL LOT 125A BRIAR	P.O. BOX 10	LOGANVILLE	CURTISS FORD
PBR-067-145IL-A	GLEN AT IVY CREEK	LOT 125A BRIAR GLEN AT IVY CREEK	BUFORD	CURTIS FORD
PBR-067-051IL	BILL BROWNE INERT LANDFILL	BENJAMIN PLACE LOT 12-B, MCKENDREE PARK S/D	*	JAMES DONNELLY, JR.
PBR-067-134IL	DAVELIN BUILDING SERVICES, INC. INERT LANDFILL	3021 ALTA BIDGE WAY LOT 9B	SNELLVILLE	DAVID BOUFFARD
PBR-067-397IL	HEDGEWOOD PROPERTIES INERT LANDFILL TRATON CORP. OF GWINNETT INERT LANDFILL LOT	LOT 91A APALACHEE RIVER CLUB, 2570 IRIS LANE	DACULA	SHORTER R. GRANBERRY
PBR-067-096IL	12A 1450 SEVER WOODS COURT TRATON CORP. OF GWINNETT INERT LANDFILL LOT	LOT 12A 1450 SEVER WOODS COURT	LAWRENCEVILLE	ROBERT C. HARRIS
PBR-067-097IL	25A 1292 FOREST GLADE TRACE - SEVER WOODS S/D	LOT 25A 1292 FOREST GLADE TRACE - SEVER WOODS S/D	LAWRENCEVILLE	ROBERT C. HARRIS
PBR-067-099IL	JOHN WIELAND HOMES, INC. INERT LANDFILL 2510 WOOD BROOK CT. - EDGEWATER S/D	2510 WOOD BROOK CT. - EDGEWATER S/D	LAWRENCEVILLE	RALPH REILLY
PBR-067-103IL	RESIDENTIAL BUILDERS, INC. INERT LANDFILL 2770 AMBERLY HILLS TRAIL	2770 AMBERLY HILLS TRAIL	DACULA	FRANK TATE
PBR-067-104IL	RESIDENTIAL BUILDERS, INC. INERT LANDFILL 2850 AMBERLY HILLS TRAIL	2850 AMBERLY HILLS TRAIL	DACULA	FRANK TATE
PBR-067-105IL	TRATON CORP. OF GWINNETT INERT LANDFILL LOT 22 PEACHTREE BLUFF	LOT 22 PEACHTREE BLUFF	DULUTH	ROBERT C. HARRIS
PBR-067-106IL	TRATON CORP. OF GWINNETT INERT LANDFILL LOT 27 PEACHTREE BLUFF	LOT 27 PEACHTREE BLUFF	DULUTH	ROBERT C. HARRIS
PBR-067-107IL	TRATON CORP. OF GWINNETT INERT LANDFILL LOT 24 UNIT THREE SEVER WOODS S/D, FOREST GLADE TRACE	LOT 24 UNIT THREE SEVER WOODS S/D, FOREST GLADE TRACE	LAWRENCEVILLE	ROBERT C. HARRIS
PBR-067-124IL	TRATON CORP. OF GWINNETT INERT LANDFILL LOT 20-A SEVER WOODS S/D, 1297 FOREST GLADE TRACE	LOT 20-A SEVER WOODS S/D, 1297 FOREST GLADE TRACE	LAWRENCEVILLE	PHYLLIS BRITTON
PBR-067-113IL	RYLAND HOMES INERT LANDFILL MIRAMONT AT BERKLEY LAKE-UNIT ONE-LOT 11	MIRAMONT AT BERKLEY LAKE-UNIT ONE-LOT 11	NORCROSS	WILLIAM D. CHANDLER
PBR-067-149IL	JOHN WIELAND HOMES, INC. INERT LANDFILL EDGEWATER S/D, 405 SILVERTHORNE POINT LOT 6N	EDGEWATER S/D, 405 SILVERTHORNE POINT LOT 6N	SNELLVILLE	RALPH REILLY
PBR-067-676IL	ASHTON WOODS HOMES	HUNTINGTON TRAILS S/D, LOT 92A	*	ASHTON WOODS HOMES
PBR-067-114IL	RYLAND HOMES INERT LANDFILL MIRAMONT AT BERKLEY LAKE-UNIT ONE-LOT 10 BLOCK B	MIRAMONT AT BERKLEY LAKE-UNIT ONE-LOT 10 BLOCK B	NORCROSS	WILLIAM D. CHANDLER
PBR-067-115IL	RYLAND HOMES INERT LANDFILL LOT 5 BLOCK B MIRAMONT AT BERKLEY LAKE UNIT ONE	LOT 5 BLOCK B MIRAMONT AT BERKLEY LAKE UNIT ONE	NORCROSS	WILLIAM D. CHANDLER
PBR-067-116IL	RYLAND HOMES INERT LANDFILL LOT 7 BLOCK B MIRAMONT AT BERKLEY LAKE UNIT ONE	LOT 7 BLOCK B MIRAMONT AT BERKLEY LAKE UNIT ONE	NORCROSS	WILLIAM D. CHANDLER
PBR-067-117IL	RYLAND HOMES INERT LANDFILL LOT 30 BLOCK B DUNLIN UNIT ONE DUNLIN LAKE DRIVE	LOT 30 BLOCK B DUNLIN UNIT ONE DUNLIN LAKE DRIVE	NORCROSS	WILLIAM D. CHANDLER
PBR-067-118IL	RYLAND HOMES INERT LANDFILL LOT 78 BLOCK A DUNLIN S/D UNIT 2 DUNLIN FIELDS ROAD	LOT 78 BLOCK A DUNLIN S/D UNIT 2 DUNLIN FIELDS ROAD	LAWRENCEVILLE	WILLIAM D. CHANDLER
PBR-067-120IL	TRATON CORP. OF GWINNETT INERT LANDFILL LOT 21-A SEVER WOODS S/D, 1287 FOREST GLADE TRACE	LOT 21-A SEVER WOODS S/D, 1287 FOREST GLADE TRACE	LAWRENCEVILLE	PHYLLIS BRITTON

Permit Number	Facility Name	Facility Address	City	Owner/Contact Name
PBR-067-121IL	TRATON CORP. OF GWINNETT INERT LANDFILL LOT 24-A SEVER WOODS S/D, 1282 FOREST GLADE TRACE	LOT 24-A SEVER WOODS S/D, 1282 FOREST GLADE TRACE	LAWRENCEVILLE	PHYLLIS BRITTON
PBR-067-112IL	JOHN WIELAND HOMES, INC. INERT LANDFILLS EDGEWATER S/D-LOT 29K, 570 WOODBROOK WAY	EDGEWATER S/D-LOT 29K, 570 WOODBROOK WAY	LAWRENCEVILLE	RALPH REILLY
PBR-067-035IL	W.J. ENTERPRISES, INC. JOHN WIELAND HOMES, INC. INERT LANDFILL EDGEWATER S/D,2540 HIDDEN WOOD LANE LOT 21	DUNLIN SUBDIVISION, LOT 13, BLOCK A, LAWRENCEVILLE	NORCROSS	JOHN YOST
PBR-067-147IL	FINLON GRADING	EDGEWATER S/D,2540 HIDDEN WOOD LANE LOT 21	SNELLVILLE	RALPH REILLY
PBR-067-023IL	JDB INVESTORS, INC. INERT LANDFILL TRATON CORPORATION OF GWINNETT IL-3795 PEACHBLUFF CT.	I-985 AND SR20	BUFORD	KENNETH FINLON
PBR-067-024IL	TRATON CORPORATION OF GWINNETT IL-3795 PEACHBLUFF CT.	FOSTER TRACE DRIVE	LAWRENCEVILLE	DARRELL VAUGHN
PBR-067-025IL	TRATON CORP. OF GWINNETT IL-LOT OPEN SPACE	3795 PEACHBLUFF CT.	DULUTH	ROBERT C. HARRIS
PBR-067-026IL	TRATON CORP. OF GWINNETT IL-LOT 15A	LOT OPEN SPACE PEACHTREE BLUFF	DULUTH	ROBERT C. HARRIS
PBR-067-027IL	TRATON CORPORATION OF GWINNETT	LOT 15A PEACHTREE BLUFF, PEACHTREE CT.	DULUTH	ROBERT C. HARRIS
PBR-067-028IL	TRATON CORPORATION OF GWINNETT	1205 SEVER WOODS DRIVE	LAWRENCEVILLE	ROBERT C. HARRIS
PBR-067-029IL	TRATON CORPORATION OF GWINNETT	3245 PEACHBLUFF COURT	DULUTH	ROBERT C. HARRIS
PBR-067-014IL	GEORGIA MOULDING CORP.	450 SAWMILL DRIVE	SUWANEE	*
PBR-067-032IL	SSM ENTERPRISES, INC.	LOT 46, RIVER OAK HILLS UNIT 6 ON MALCOM COURT	LILBURN	STEVEN J. MALCOM
PBR-067-011IL	WJ ENTERPRISES, INC-LOT 106 & 108 INERT LF	LOT 106 AND 108, BLOCK A, IN DUNLIN SUBDIVISION	NORCROSS	WJ ENTERPRISES, INC.
PBR-067-036IL	WJ ENTERPRISES, INC.	DUNLIN SUBDIVISION, LOT 92, BLOCK A LOCATED ADJACENT TO SOUTH SIDE OF RONALD REAGAN PARKWAY BETWEEN	NORCROSS	JOHN YOST
PBR-067-040IL	E.R. SNELL CONTRACTOR, INC.	DUNLIN SUBDIVISION, LOT 34 AND 10, BLOCK B	SNELLVILLE	CHRIS SNELL
PBR-067-042IL	BILL BROWNE INERT LANDFILL	BENJAMIN PLACE LOT 36-A, MCKENDREE PARK S/D	NORCROSS	JOHN YOST
PBR-067-044IL	BILL BROWNE INERT LANDFILL	BENJAMIN PLACE LOT 35-A, MCKENDREE PARK S/D	*	JAMES DONNELLY, JR.
PBR-067-045IL	BILL BROWNE INERT LANDFILL	BENJAMIN PLACE LOT 33-A, MCKENDREE PARK S/D	*	JAMES DONNELLY, JR.
PBR-067-046IL	BILL BROWNE INERT LANDFILL	BENJAMIN PLACE LOT 32-A, MCKENDREE PARK S/D	*	JAMES DONNELLY, JR.
PBR-067-047IL	BILL BROWNE INERT LANDFILL	BENJAMIN PLACE LOT 30-A, MCKENDREE PARK S/D	*	JAMES DONNELLY, JR.
PBR-067-048IL	TRATON CORPORATION OF GWINNETT IL-3730 PEACHBLUFF	3730 PEACHBLUFF	DULUTH	ROBERT C. HARRIS
PBR-067-160IL	JOHN WIELAND HOMES, INC. INERT LANDFILL BERKLEY WALK S/D LOT 10 4665 BERKLEY WALK JOHN WIELAND HOMES, INC. INERT LANDFILL EDGEWATER S/D, 492 FORREST GATE CIRCLE LOT 16L	BERKLEY WALK S/D LOT 10 4665 BERKLEY WALK	DULUTH	ERIC SULLIVAN
PBR-067-150IL	JSW CONSTRUCTION, INC. INERT LANDFILL	EDGEWATER S/D, 492 FORREST GATE CIRCLE LOT 16L	SNELLVILLE	RALPH REILLY
PBR-067-151IL	COPPER KEY HOMES, INC. INERT LANDFILL RYLAND HOMES INERT LANDFILL LOT 41A 3410 DUCKPOND TRACE, MIRAMONT S/D	LOT 127-A BRIARGLEN AT IVY CREEK	BUFORD	JERRY WILKERSON
PBR-067-152IL	RYLAND HOMES INERT LANDFILL LOT 9B, 4050 BERKLEY VIEW DR. MIRAMONT S/D	BROOK FOREST S/D 2732 SPRINGFOUNT COURT LOT 59-B	LAWRENCEVILLE	JAMES L. ENIX
PBR-067-153IL	RYLAND HOMES INERT LANDFILL LOT 93, 4055 BERKLEY VIEW DR. MIRAMONT S/D	LOT 41A 3410 DUCKPOND TRACE, MIRAMONT S/D	LAWRENCEVILLE	WILLIAM CHANDLER
PBR-067-154IL	RYLAND HOMES INERT LANDFILL LOT 93, 4055 BERKLEY VIEW DR. MIRAMONT S/D	LOT 9B, 4050 BERKLEY VIEW DR. MIRAMONT S/D	LAWRENCEVILLE	WILLIAM CHANDLER
PBR-067-155IL	RYLAND HOMES INERT LANDFILL LOT 99A 3132 DUNLIN WAY, DUNLIN S/D	LOT 93, 4055 BERKLEY VIEW DR. MIRAMONT S/D	LAWRENCEVILLE	WILLIAM CHANDLER
PBR-067-156IL		LOT 99A 3132 DUNLIN WAY, DUNLIN S/D	LAWRENCEVILLE	WILLIAM CHANDLER

Permit Number	Facility Name	Facility Address	City	Owner/Contact Name
PBR-067-157IL	RYLAND HOMES INERT LANDFILL LOT 98A 3122 DUNLIN WAY, DUNLIN S/D	LOT 98A 3122 DUNLIN WAY, DUNLIN S/D	LAWRENCEVILLE	WILLIAM CHANDLER
PBR-067-015IL	WJ ENTERPRISES, INC.-LOT 88 & 89 INERT LF LIFESTYLE/PARAMOUNT PARTNERSHIP INERT LANDFILL	LOTS 88 AND 89, BLOCK A, IN DUNLIN SUBDIVISION	NORCROSS	WJ ENTERPRISES, INC.
PBR-067-159IL		WYNTREE S/D, LOT 53 B STREET A OFF WYNTREE DRIVE	NORCROSS	SAM L. LEVETO
PBR-067-183IL	JOHN WIELAND HOMES, INC. INERT LANDFILL	EDGEWATER S/D LOT 14N 440 SILVERTHORNE POINT	LAWRENCEVILLE	ERIC SULLIVAN
PBR-067-161IL	RYLAND HOMES INERT LANDFILL	CARLYSLE S/D-LOT 20A 2165 CARLYSLE COVE DRIVE	NORCROSS	WILLIAM CHANDLER
PBR-067-162IL	DOUG HINTON INERT LANDFILL	2215 GIVENS ROAD	DACULA	DOUG HINTON
PBR-067-004IL	MORGAN INERT LANDFILL ASTIN-RUSSELL LANDSCAPING LANGFORD DRIVE INERT LF	4110 TUGGLE RD, OFF TUGGLE RD LANGFORD DRIVE	BUFORD NORCROSS	JERALD CLAY MORGAN ASTIN-RUSSELL LANDSCAPING
PBR-067-006IL	CHARLES E. JONES-INERT LF	REAR AREA OF JONES MOBILE HOME PARK. ADJACENT OT ATLANTA RAILCAR COMPANY BUILDING, WEST SIDE OF U.S	''''	CHARLES E. JONES
PBR-067-007IL	LASALLE COMPANY-INERT LF		SMYRNA	LASALLE COMPANY
PBR-067-008IL	BILLY R. SEABOLT SYCAMORE ROAD INERT LF HOWARD GRADING & LANDSCAPING LK.LUCERNE RD. INERT LF	SYCAMORE ROAD LAKE LUCERNE ROAD	BUFORD LILBURN	BILLY R. SEABOLT HOWARD GRADING & LANDSCAPING
PBR-067-009IL				
PBR-067-158IL		WYNTREE S/D, LOT 151A WYNTREE DRIVE	NORCROSS	SAM L. LEVETO
PBR-067-338IL	BRENTWOOD HOMES, INC. INERT LANDFILL	HAMPTON PLACE S/D LOT 71 3025 OAK HAMPTON WAY LOT 4-B CHATTAHOOCHEE RUN 1715 CHATTAHOOCHEE RUN DRIVE	LAWRENCEVILLE	MICHAEL MOORE
PBR-067-306IL	JOHN WIELAND HOMES, INC. INERT LANDFILL		NORCROSS	TIM RANDOLF
PBR-067-329IL	JOHN WIELAND HOMES, INC. INERT LANDFILL	BERKLEY WALK S.D LOT 42A 4800 BERKLEY WALK POINT	BERKLEY WALK	JAMES M. DOPPELHEUER
PBR-067-330IL	JOHN WIELAND HOMES, INC. INERT LANDFILL	BERKLEY WALK S.D LOT 43A 4790 BERKLEY WALK POINT	BERKLEY WALK	JAMES M. DOPPELHEUER
PBR-067-331IL	JOHN WIELAND HOMES, INC. INERT LANDFILL	BERKLEY WALK S.D LOT 44A 4740 BERKLEY WALK POINT	BERKLEY WALK	JAMES M. DOPPELHEUER
PBR-067-332IL	JOHN WIELAND HOMES, INC. INERT LANDFILL	SARATOGA S/D LOT 26-I MERRITT DRIVE	LILBURN	A.R. SHEPPARD
PBR-067-213IL	RYLAND HOMES INERT LANDFILL	PEACHTREE MANOR S/D LOT 111A 2807 MANOR GLEN LANE	LAWRENCEVILLE	WILLIAM CHANDLER
PBR-067-334IL	JOHN WIELAND HOMES, INC. INERT LANDFILL	SARATOGA S/D LOT 20-I MERRITT DRIVE	LILBURN	A.R. SHEPPARD
PBR-067-181IL	JOHN WIELAND HOMES, INC. INERT LANDFILL	EDGEWATER S/D LOT 33K 530 WOODBROOK WAY	LAWRENCEVILLE	ERIC SULLIVAN
PBR-067-327IL	JOHN WIELAND HOMES, INC. INERT LANDFILL	BERKLEY WALK S.D LOT 40A 4820 BERKLEY WALK POINT	BERKLEY WALK	JAMES M. DOPPELHEUER
PBR-067-337IL	JOHN WIELAND HOMES, INC. INERT LANDFILL	SARATOGA S/D LOT 25-I MERRITT DRIVE	LILBURN	A.R. SHEPPARD
PBR-067-326IL	JOHN WIELAND HOMES, INC. INERT LANDFILL	BERKLEY WALK S.D LOT 39A 4830 BERKLEY WALK POINT	BERKLEY WALK	JAMES M. DOPPELHEUER
PBR-067-339IL	BRENTWOOD HOMES, INC. INERT LANDFILL	HAMPTON PLACE S/D LOT 70 3005 OAK HAMPTON WAY	DULUTH	MICHAEL MOORE
PBR-067-340IL	BRENTWOOD HOMES, INC. INERT LANDFILL	HAMPTON PLACE S/D LOT 34C 3240 OAK HAMPTON WAY	DULUTH	MICHAEL MOORE
PBR-067-341IL	BRENTWOOD HOMES, INC. INERT LANDFILL	HAMPTON PLACE S/D LOT 124 3107 OAKTREE LANE	DULUTH	MICHAEL MOORE
PBR-067-342IL	BRENTWOOD HOMES, INC. INERT LANDFILL	HAMPTON PLACE S/D LOT 66 2965 HAMPTON WAY	DULUTH	MICHAEL MOORE
PBR-067-349IL	RYLAND HOMES INERT LANDFILL	AVOCET S/D LOT 14D 4615 AVOCET DRIVE MIRAMONT AT BERKLEY LKE UN1 LT 34-A 3450 DUCKWOOD TRACE	NORCROSS	CHUCK FUHR
PBR-067-350IL	RYLAND HOMES INERT LANDFILL		BERKLEY LAKE	CHUCK FUHR
PBR-067-351IL	RYLAND HOMES INERT LANDFILL	AVOCET S/D LOT 13D 4605 AVOCET DRIVE	NORCROSS	CHUCK FUHR
PBR-067-352IL	RYLAND HOMES INERT LANDFILL	AVOCET S/D LOT 34D 3467 -----COURT	NORCROSS	CHUCK FUHR
PBR-067-336IL	JOHN WIELAND HOMES, INC. INERT LANDFILL	SARATOGA S/D LOT 21-I MERRITT DRIVE	LILBURN	A.R. SHEPPARD
PBR-067-317IL	JOHN WIELAND HOMES, INC. INERT LANDFILL	SARATOGA S/D LOT 12-G PUTNAM POINT	LILBURN	A.R. SHEPPARD

Permit Number	Facility Name	Facility Address	City	Owner/Contact Name
PBR-067-307IL	JOHN WIELAND HOMES, INC. INERT LANDFILL PLUS THREE DEVELOPMENT CORPORATION INERT LANDFILL	LOT 36 CHATTAHOOCHEE PT. 4080 VISTA POINT LANE	NORCROSS	TIM RANDOLF
PBR-067-308IL	RYLAND HOMES INERT LANDFILL	LOT 1 REGENCY LAKE 5310 REGENCY LAKE COURT	SUWANEE	ROBERT LYNN PARK
PBR-067-309IL	RYLAND HOMES INERT LANDFILL	LOT 15 REGENCY LAKE 5291 REGENCY LAKE COURT	SUWANEE	ROBERT LYNN PARK
PBR-067-310IL	RYLAND HOMES INERT LANDFILL	MIRAMONT S/D LOT 80A 3925 BERKLEY VIEW DRIVE	BERKLEY LAKE	CHARLES FUHR
PBR-067-311IL	RYLAND HOMES INERT LANDFILL	MIRAMONT S/D LOT 81A 3935 BERKLEY VIEW DRIVE	BERKLEY LAKE	CHARLES FUHR
PBR-067-312IL	RYLAND HOMES INERT LANDFILL	DUNLIN S/D LOT 28B 3074 DUNLIN LAKE ROAD	LAWRENCEVILLE	CHARLES FUHR
PBR-067-313IL	RYLAND HOMES INERT LANDFILL	DUNLIN S/D LOT 29B 3084 DUNLIN LAKE ROAD	LAWRENCEVILLE	CHARLES FUHR
PBR-067-314IL	RYLAND HOMES INERT LANDFILL	DUNLIN S/D LOT 53A 3005 DUNLIN LAKE WAY	LAWRENCEVILLE	CHARLES FUHR
PBR-067-328IL	JOHN WIELAND HOMES, INC. INERT LANDFILL	BERKLEY WALK S.D LOT 41A 4810 BERKLEY WALK POINT	BERKLEY WALK	JAMES M. DOPPELHEUER
PBR-067-316IL	JOHN WIELAND HOMES, INC. INERT LANDFILL	SARATOGA S/D LOT 8-G PUTNAM POINT	LILBURN	A.R. SHEPPARD
PBR-067-356IL	BRENTWOOD HOMES, INC., INERT LANDFILL	LOT 195A HAMPTON PLACE S/D 2965 HAMPTON WAY	LAWRENCEVILLE	MICHAEL MOORE
PBR-067-318IL	JOHN WIELAND HOMES, INC. INERT LANDFILL	SARATOGA S/D LOT 24-I MERRITT DRIVE	LILBURN	A.R. SHEPPARD
PBR-067-319IL	JOHN WIELAND HOMES, INC. INERT LANDFILL	MONTCLAIR S/D LOT 145-A 2495 LYNSHIRE LANE	SNELLVILLE	JUSTIN PATSEY
PBR-067-320IL	JOHN WIELAND HOMES, INC. INERT LANDFILL	MONTCLAIR S/D LOT 146-A 2485 LYNSHIRE LANE	SNELLVILLE	JUSTIN PATSEY
PBR-067-321IL	JOHN WIELAND HOMES, INC. INERT LANDFILL	BERKLEY WALK S.D LOT 23A 4715 BERKLEY WALK POINT	BERKLEY WALK	JAMES M. DOPPELHEUER
PBR-067-322IL	JOHN WIELAND HOMES, INC. INERT LANDFILL	BERKLEY WALK S.D LOT 24A 4725 BERKLEY WALK POINT	BERKLEY WALK	JAMES M. DOPPELHEUER
PBR-067-323IL	JOHN WIELAND HOMES, INC. INERT LANDFILL	BERKLEY WALK S.D LOT 25A 4725 BERKLEY WALK POINT	BERKLEY WALK	JAMES M. DOPPELHEUER
PBR-067-324IL	JOHN WIELAND HOMES, INC. INERT LANDFILL	BERKLEY WALK S.D LOT 26A 4755 BERKLEY WALK POINT	BERKLEY WALK	JAMES M. DOPPELHEUER
PBR-067-325IL	JOHN WIELAND HOMES, INC. INERT LANDFILL	BERKLEY WALK S.D LOT 27A 4765 BERKLEY WALK POINT	BERKLEY WALK	JAMES M. DOPPELHEUER
PBR-067-315IL	RYLAND HOMES INERT LANDFILL	DUNLIN S/D LOT 51A 3025 DUNLIN LAKE WAY	LAWRENCEVILLE	CHARLES FUHR
PBR-067-388IL	HEDGEWOOD PROPERTIES INERT LANDFILL	LOT 87B MCKENDREE PARK, 1718 CHRISTIANA DRIVE	LAWRENCEVILLE	SHORTER R. GRANBERRY
PBR-067-378IL	RYLAND HOMES INERT LANDFILL	AVOCET S/D LOT 5D 4720 AVOCET DRIVE	NORCROSS	CHUCK FUHR
PBR-067-379IL	HEDGEWOOD PROPERTIES INERT LANDFILL	LOT 32A MCKENDREE PARK, 1365 BENJAMIN PLACE	LAWRENCEVILLE	SHORTER R. GRANBERRY
PBR-067-380IL	HEDGEWOOD PROPERTIES INERT LANDFILL	LOT 43A MCKENDREE PARK, 1799 CHRISTIANA DRIVE	LAWRENCEVILLE	SHORTER R. GRANBERRY
PBR-067-381IL	HEDGEWOOD PROPERTIES INERT LANDFILL	LOT 46B MCKENDREE PARK, 1070 MCKENDREE PARK LANE	LAWRENCEVILLE	SHORTER R. GRANBERRY
PBR-067-382IL	HEDGEWOOD PROPERTIES INERT LANDFILL	LOT 61B MCKENDREE PARK, 1123 HOPEDALE LANE	LAWRENCEVILLE	SHORTER R. GRANBERRY
PBR-067-383IL	HEDGEWOOD PROPERTIES INERT LANDFILL	LOT 62B MCKENDREE PARK, 1133 HOPEDALE LANE	LAWRENCEVILLE	SHORTER R. GRANBERRY
PBR-067-384IL	HEDGEWOOD PROPERTIES INERT LANDFILL	LOT 51B MCKENDREE PARK, 1093 HOPEDALE LANE	LAWRENCEVILLE	SHORTER R. GRANBERRY
PBR-067-385IL	HEDGEWOOD PROPERTIES INERT LANDFILL	LOT 63B MCKENDREE PARK, 1143 HOPEDALE LANE	LAWRENCEVILLE	SHORTER R. GRANBERRY
PBR-067-353IL	RYLAND HOMES INERT LANDFILL	MIRAMONT AT BERKLEY LKE UN1 LT 94-A 4065 BERKLEY VIEW DR.	BERKLEY LAKE	CHUCK FUHR
PBR-067-387IL	HEDGEWOOD PROPERTIES INERT LANDFILL	LOT 82B MCKENDREE PARK, 1052 HOPEDALE LANE	LAWRENCEVILLE	SHORTER R. GRANBERRY
PBR-067-375IL	RYLAND HOMES INERT LANDFILL	MIRAMONT S/D LOT 13A, 4225 BERKLEY VIEW DRIVE	BERKLEY LAKE	CHUCK FUHR
PBR-067-389IL	JOHN WIELAND HOMES, INC. INERT LANDFILL	CHATTAHOOCHEE RUN S/D, LOT 184C CHATTAHOOCHEE RUN DRIVE	SUWANEE	TIM RANDOLF
PBR-067-390IL	HEDGEWOOD PROPERTIES INERT LANDFILL	LOT 51B MCKENDREE PARK S/D, 1093 HOPEDALE LANE	LAWRENCEVILLE	SHORTER R. GRANBERRY
PBR-067-391IL	HEDGEWOOD PROPERTIES INERT LANDFILL	LOT 114 APALACHEE RIVER CLUB, 667 RIVER COVE COURT	LAWRENCEVILLE	SHORTER R. GRANBERRY
PBR-067-392IL	HEDGEWOOD PROPERTIES INERT LANDFILL	LOT 115, APALACHEE RIVER CLUB, 677 RIVER COVE COURT	LAWRENCEVILLE	SHORTER R. GRANBERRY

Permit Number	Facility Name	Facility Address	City	Owner/Contact Name
PBR-067-393IL	HEDGEWOOD PROPERTIES INERT LANDFILL	LOT 88A APALACHEE RIVER CLUB, 790 RIVER COVE DRIVE	DACULA	SHORTER R. GRANBERRY
PBR-067-394IL	HEDGEWOOD PROPERTIES INERT LANDFILL	LOT 124A APALACHEE RIVER CLUB, 710 RIVER COVE DRIVE	DACULA	SHORTER R. GRANBERRY
PBR-067-395IL	HEDGEWOOD PROPERTIES INERT LANDFILL	LOT 6A APALACHEE RIVER CLUB, 735 RIVER COVE DRIVE	DACULA	SHORTER R. GRANBERRY
PBR-067-396IL	HEDGEWOOD PROPERTIES INERT LANDFILL	LOT 4A APALACHEE RIVER CLUB, 715 RIVER COVE DRIVE	DACULA	SHORTER R. GRANBERRY
PBR-067-386IL	HEDGEWOOD PROPERTIES INERT LANDFILL	LOT 77B MCKENDREE PARK, 1421 HOPEDALE LANE	LAWRENCEVILLE	SHORTER R. GRANBERRY
PBR-067-366IL	JOHN WIELAND HOMES, INC. INERT LANDFILL	EDGEWATER S/D LOT 15L, 512 FOREST GATE CIRCLE	LAWRENCEVILLE	MEREDITH K.MCGEE
PBR-067-333IL	JOHN WIELAND HOMES, INC. INERT LANDFILL	SARATOGA S/D LOT 28-I MERRITT DRIVE	LILBURN	A.R. SHEPPARD
PBR-067-357IL	JOHN WIELAND HOMES, INC. INERT LANDFILL	CHATTAHOOCHEE RUN S/D, LOT 187C	SUWANEE	TIM RANDOLF
PBR-067-358IL	JOHN WIELAND HOMES, INC. INERT LANDFILL	CHATTAHOOCHEE RUN S/D, LOT 186C	SUWANEE	TIM RANDOLF
PBR-067-359IL	JOHN WIELAND HOMES, INC. INERT LANDFILL	CHATTAHOOCHEE RUN S/D, LOT 34C VISTA POINT LANE	SUWANEE	TIM RANDOLF
PBR-067-360IL	JOHN WIELAND HOMES, INC. INERT LANDFILL	CHATTAHOOCHEE RUN S/D, LOT 37C VISTA POINT LANE	SUWANEE	TIM RANDOLF
PBR-067-361IL	JOHN WIELAND HOMES, INC. INERT LANDFILL	EDGEWATER S/D LOT 20N, 380 SILVERTHORNE POINT	LAWRENCEVILLE	MEREDITH K.MCGEE
PBR-067-362IL	JOHN WIELAND HOMES, INC. INERT LANDFILL	EDGEWATER S/D LOT 16N, 420 SILVERTHORNE POINT	LAWRENCEVILLE	MEREDITH K.MCGEE
PBR-067-363IL	JOHN WIELAND HOMES, INC. INERT LANDFILL	EDGEWATER S/D LOT 28L, 539 MISTY LAKE LANE	LAWRENCEVILLE	MEREDITH K.MCGEE
PBR-067-377IL	RYLAND HOMES INERT LANDFILL	DUNLIN S/D LOT 38 , 3080 DUNLIN LAKE WAY	LAWRENCEVILLE	CHUCK FUHR
PBR-067-365IL	JOHN WIELAND HOMES, INC. INERT LANDFILL	EDGEWATER S/D LOT 21N, 370 SILVERTHORNE POINT	LAWRENCEVILLE	MEREDITH K.MCGEE
PBR-067-376IL	RYLAND HOMES INERT LANDFILL	AVOCET S/D LOT 28D 4755 AVOCET DRIVE	NORCROSS	CHUCK FUHR
PBR-067-367IL	RYLAND HOMES INERT LANDFILL	DUNLIN S/D LOT 37A, 3070 DUNLIN LAKE WAY	LAWRENCEVILLE	CHUCK FUHR
PBR-067-368IL	RYLAND HOMES INERT LANDFILL	DUNLIN S/D LOT 35 , 3050 DUNLIN LAKE WAY	LAWRENCEVILLE	CHUCK FUHR
PBR-067-369IL	RYLAND HOMES INERT LANDFILL	MIRAMONT S/D LOT 23A, 4190 BERKLEY DRIVE	BERKLEY LAKE	CHUCK FUHR
PBR-067-370IL	RYLAND HOMES INERT LANDFILL	MIRAMONT S/D LOT 22A, 4200 BERKLEY VIEW	BERKLEY LAKE	CHUCK FUHR
PBR-067-371IL	RYLAND HOMES INERT LANDFILL	MIRAMONT S/D LOT 21A, 4220 BERKLEY VIEW	BERKLEY LAKE	CHUCK FUHR
PBR-067-372IL	RYLAND HOMES INERT LANDFILL	MIRAMONT S/D LOT 28A, 3439 CHASELTON COURT	BERKLEY LAKE	CHUCK FUHR
PBR-067-373IL	RYLAND HOMES INERT LANDFILL	MIRAMONT S/D LOT 29A, 3449 CHASELTON COURT	BERKLEY LAKE	CHUCK FUHR
PBR-067-374IL	RYLAND HOMES INERT LANDFILL	MIRAMONT S/D LOT 30A, 3459 CHASELTON COURT	BERKLEY LAKE	CHUCK FUHR
PBR-067-354IL	ROBERT D. MATTHEWS INERT LANDFILL	1984 MORGAN WAY	BUFORD	ROBERT D. MATTHEWS
PBR-067-364IL	JOHN WIELAND HOMES, INC. INERT LANDFILL	EDGEWATER S/D LOT 15N, 430 SILVERTHORNE POINT	LAWRENCEVILLE	MEREDITH K.MCGEE
PBR-067-245IL	JOHN WIELAND HOMES, INC. INERT LANDFILL JOHN WIELAND HOMES, INC. INERT LANDFILL	BERKLEY WALK S/D, LOT 3A 4575 BERKLEY WALK POINT	BERKLEY LAKE	BOBBY MINK
PBR-067-254IL	OPERATION	MONTCLAIR S/D LOT 144A, 2505 LYNSHIRE LANE	SNELLVILLE	JUSTIN F. PATSEY
PBR-067-236IL	JOHN WIELAND HOMES, INC. INERT LANDFILL	SARATOGA S/D LOT 16-G MERRITT DRIVE	LAWRENCEVILLE	A.R. SHEPPARD
PBR-067-237IL	JOHN WIELAND HOMES, INC. INERT LANDFILL	SARATOGA S/D LOT 6-I KINDERHILL COURT	LAWRENCEVILLE	A.R. SHEPPARD
PBR-067-238IL	JOHN WIELAND HOMES, INC. INERT LANDFILL	SARATOGA S/D LOT 30-I MERRITT DRIVE	LAWRENCEVILLE	A.R. SHEPPARD
PBR-067-239IL	JOHN WIELAND HOMES, INC. INERT LANDFILL	SARATOGA S/D LOT 31-I MERRITT DRIVE	LAWRENCEVILLE	A.R. SHEPPARD
PBR-067-240IL	JOHN WIELAND HOMES, INC. INERT LANDFILL	LOT 22-A BERKLEY WALK 4705 BERKLEY WALK	BERKLEY LAKE	BOBBY MINK
PBR-067-241IL	JOHN WIELAND HOMES, INC. INERT LANDFILL	LOT 79-A BERKLEY WALK 4620 BERKLEY WALK POINT	BERKLEY LAKE	BOBBY MINK
PBR-067-242IL	WATERFORD HOMES INERT LANDFILL	4584 CAMPENILLE TRACE	SUWANEE	DON SHANKS
PBR-067-234IL	COUNTRYSIDE INVESTMENTS, INC. INERT LANDFILL	COUNTRYSIDE MANOR S/D LOT 66 UNIT ONE MANORSIDE COURT	CENTERVILLE	RON CHADWICK

Permit Number	Facility Name	Facility Address	City	Owner/Contact Name
PBR-067-244IL	JOHN WIELAND HOMES, INC. INERT LANDFILL	EDGEWATER S/D LOT 20 L 2550 HIDDENWOOD LANE	LAWRENCEVILLE	RALPH REILLY
PBR-067-233IL	JOHN WIELAND HOMES, INC. INERT LANDFILL	EDGEWATER S/D LOT 11L 555 WOODBROOK WAY	LAWRENCEVILLE	RALPH REILLY
PBR-067-246IL	JOHN WIELAND HOMES, INC. INERT LANDFILL	BERKLEY WALK S/D, LOT 12A 3405 KINGSLAND CIRCLE	BERKLEY LAKE	BOBBY MINK
PBR-067-247IL	JOHN WIELAND HOMES, INC. INERT LANDFILL	BERKLEY WALK S/D, LOT 75A 4660 BERKLEY WALK POINT	BERKLEY LAKE	BOBBY MINK
PBR-067-248IL	JOHN WIELAND HOMES, INC. INERT LANDFILL	BERKLEY WALK S/D, LOT 76A 4650 BERKLEY WALK POINT	BERKLEY LAKE	BOBBY MINK
PBR-067-249IL	JOHN WIELAND HOMES, INC. INERT LANDFILL	BERKLEY WALK S/D, LOT 13A 3415 KINGSLAND CIRCLE	BERKLEY LAKE	BOBBY MINK
PBR-067-250IL	BARBER HOMES, INC. INERT LANDFILL	SPRINGMOUNT S/D, LOT 4B 1230 SPRINGMOUNT COURT	LAWRENCEVILLE	BRANT BARBER
PBR-067-251IL	RESIDENTIAL BUILDERS, INC. INERT LANDFILL	1955 PALN CREEK CIRCLE	DACULA	STACY PARKER
PBR-067-252IL	JOHN WIELAND HOMES, INC. INERT LANDFILL OPERATION	MONTCLAIR S/D LOT 155A, 2560 LYNSHIRE LANE	SNELLVILLE	JUSTIN F. PATSEY
PBR-067-253IL	JOHN WIELAND HOMES, INC. INERT LANDFILL OPERATION	MONTCLAIR S/D LOT 149A, 2490 LYNSHIRE LANE	SNELLVILLE	JUSTIN F. PATSEY
PBR-067-243IL	D.R. HORTON HOMES, INC INERT LANDFILL	FALCON CHASE S/D LOT 38 658 ARBOUR WAY MIRAMONT AT BERKLEY LAKE S/D LOT 83A 3955 BERKLEY VIEW DR.	SUWANEE	TOMMY FREEMAN
PBR-067-224IL	RYLAND HOMES INERT LANDFILL		BERKLEY LAKE	WILLIAM CHANDLER
PBR-067-214IL	RYLAND HOMES INERT LANDFILL	PEACHTREE MANOR S/D LOT 24A 2707 MANOR GLEN LANE	LAWRENCEVILLE	WILLIAM CHANDLER
PBR-067-215IL	RYLAND HOMES INERT LANDFILL	PEACHTREE MANOR S/D LOT 110A 2797 MANOR GLEN LANE	LAWRENCEVILLE	WILLIAM CHANDLER
PBR-067-216IL	RYLAND HOMES INERT LANDFILL	PEACHTREE MANOR S/D LOT 130A 2832 MANOR GLEN LANE	LAWRENCEVILLE	WILLIAM CHANDLER
PBR-067-217IL	RYLAND HOMES INERT LANDFILL	PEACHTREE MANOR S/D LOT 131A 2822 MANOR GLEN LANE	LAWRENCEVILLE	WILLIAM CHANDLER
PBR-067-218IL	JOHN WIELAND HOMES, INC. INERT LANDFILL	4640 BERKLEY WALK POINT LOT 77A BERKLEY WALK	BERKLEY LAKE	BOBBY MINK
PBR-067-219IL	RESIDENTIAL BUILDERS, INC. INERT LANDFILL	2830 AMBERLY HILLS TRAIL, AMBERLY HILLS S/D LOT 23A	DACULA	FRANK TATE
PBR-067-220IL	RESIDENTIAL BUILDERS, INC. INERT LANDFILL	2840 AMBERLY HILLS TRAIL, AMBERLY HILLS S/D LOT 22A	DACULA	FRANK TATE
PBR-067-221IL	JOHN WIELAND HOMES, INC.	EDGEWATER S/D LOT 25L 2545 HIDDEN WOOD LANE	LAWRENCEVILLE	JUSTIN PATSEY
PBR-067-235IL	JOHN WIELAND HOMES, INC. INERT LANDFILL	SARATOGA S/D LOT 4-I KINDERHILL COURT MIRAMONT AT BERKLEY LAKE S/D LOT 86A 3985 BERKLEY VIEW DR.	LAWRENCEVILLE	A.R. SHEPPARD
PBR-067-223IL	RYLAND HOMES INERT LANDFILL	MIRAMONT AT BERKLEY LAKE S/D LOT 37A 4169 DUCKPOND TRACE	BERKLEY LAKE	WILLIAM CHANDLER
PBR-067-228IL	RYLAND HOMES INERT LANDFILL	MIRAMONT AT BERKLEY LAKE S/D LOT 36A 4159 DUCKPOND TRACE	BERKLEY LAKE	WILLIAM CHANDLER
PBR-067-225IL	RYLAND HOMES INERT LANDFILL		BERKLEY LAKE	WILLIAM CHANDLER
PBR-067-335IL	JOHN WIELAND HOMES, INC. INERT LANDFILL	SARATOGA S/D LOT 19-I MERRITT DRIVE MIRAMONT AT BERKLEY LAKE S/D LOT 42A 3980 BERKLEY VIEW DR.	LILBURN	A.R. SHEPPARD
PBR-067-227IL	RYLAND HOMES INERT LANDFILL	LOT 5-B CHATTAHOOCHEE RUN 1705 CHATTAHOOCHEE RUN DRIVE	BERKLEY LAKE	WILLIAM CHANDLER
PBR-067-305IL	JOHN WIELAND HOMES, INC. INERT LANDFILL	MIRAMONT AT BERKLEY LAKE S/D LOT 33A 3460 DUCKPOND TRACE	NORCROSS	TIM RANDOLF
PBR-067-229IL	RYLAND HOMES INERT LANDFILL		BERKLEY LAKE	WILLIAM CHANDLER
PBR-067-230IL	RANDY F. RISER INERT LANDFILL	4505 RIVER MANSION TRACE	DULUTH	RANDY RISER
PBR-067-231IL	RESIDENTIAL BUILDERS, INC. INERT LANDFILL	2805 AMBERLY HILLS TRAIL	DACULA	STACEY PARKER
PBR-067-232IL	JOHN WIELAND HOMES, INC. INERT LANDFILL	EDGEWATER S/D LOT 32K 540 WOODBROOK WAY MIRAMONT AT BERKLEY LAKE S/D LOT 6B 3405 DUCKPOND TRACE	LAWRENCEVILLE	RALPH REILLY
PBR-067-222IL	RYLAND HOMES INERT LANDFILL		BERKLEY LAKE	WILLIAM CHANDLER
PBR-067-300IL	JOHN WIELAND HOMES, INC. INERT LANDFILL	LOT 17-I SUMMIT AT SARATOGA S/D SEDGEWICK TRAIL	SNELLVILLE	A.R. SHEPPARD
PBR-067-284IL	JOHN WIELAND HOMES, INC. INERT LANDFILL	BERKLEY WALK S/D LOT 32A 4815 BERKLEY WALK POINT	BERKLEY WALK	JAMES DOPPELHEUER

Permit Number	Facility Name	Facility Address	City	Owner/Contact Name
PBR-067-285IL	JOHN WIELAND HOMES, INC. INERT LANDFILL	BERKLEY WALK S/D LOT 33A 4825 BERKLEY WALK POINT	BERKLEY WALK	JAMES DOPPELHEUER
PBR-067-286IL	JOHN WIELAND HOMES, INC. INERT LANDFILL	BERKLEY WALK S/D LOT 34A 4835 BERKLEY WALK POINT	BERKLEY WALK	JAMES DOPPELHEUER
PBR-067-287IL	JOHN WIELAND HOMES, INC. INERT LANDFILL	BERKLEY WALK S/D LOT 35A 4845 BERKLEY WALK POINT	BERKLEY WALK	JAMES DOPPELHEUER
PBR-067-288IL	JOHN WIELAND HOMES, INC. INERT LANDFILL	BERKLEY WALK S/D LOT 36A 4855 BERKLEY WALK POINT	BERKLEY WALK	JAMES DOPPELHEUER
PBR-067-289IL	JOHN WIELAND HOMES, INC. INERT LANDFILL	BERKLEY WALK S/D LOT 37A 4850 BERKLEY WALK POINT	BERKLEY WALK	JAMES DOPPELHEUER
PBR-067-290IL	JOHN WIELAND HOMES, INC. INERT LANDFILL	BERKLEY WALK S/D LOT 38A 4840 BERKLEY WALK POINT	BERKLEY WALK	JAMES DOPPELHEUER
PBR-067-291IL	JOHN WIELAND HOMES, INC. INERT LANDFILL	BERKLEY WALK S/D LOT 15A 3435 KINGSLAND CIRCLE	BERKLEY WALK	JAMES DOPPELHEUER
PBR-067-283IL	JOHN WIELAND HOMES, INC. INERT LANDFILL	BERKLEY WALK S/D LOT 31A 4805 BERKLEY WALK POINT	BERKLEY WALK	JAMES DOPPELHEUER
PBR-067-302IL	JOHN WIELAND HOMES, INC. INERT LANDFILL	LOT 1-I SUMMIT AT SARATOGA S/D SEDGEWICK TRAIL	SNELLVILLE	A.R. SHEPPARD
PBR-067-292IL	JOHN WIELAND HOMES, INC. INERT LANDFILL	BERKLEY WALK S/D LOT 21A 3420 KINGSLAND CIRCLE	BERKLEY WALK	JAMES DOPPELHEUER
PBR-067-293IL	JOHN WIELAND HOMES, INC. INERT LANDFILL	BERKLEY WALK S/D LOT 80A 4610 BERKLEY WALK POINT	BERKLEY WALK	JAMES DOPPELHEUER
PBR-067-299IL	JOHN WIELAND HOMES, INC. INERT LANDFILL	LOT 18-I SUMMIT AT SARATOGA S/D SEDGEWICK TRAIL	SNELLVILLE	A.R. SHEPPARD
PBR-067-298IL	JOHN WIELAND HOMES, INC. INERT LANDFILL	LOT 22A-I SUMMIT AT SARATOGA S/D MERRITT DRIVE	SNELLVILLE	A.R. SHEPPARD
PBR-067-297IL	JOHN WIELAND HOMES, INC. INERT LANDFILL	LOT 41 CHATTAHOOCHEE PT.D 3960 VISTA POINT LANE	SUWANEE	TIM RANDOLPH
PBR-067-296IL	JOHN WIELAND HOMES, INC. INERT LANDFILL	LOT 35 CHATTAHOOCHEE PT.D 4090 VISTA POINT LANE LOT 5-A CHATTAHOOCHEE RUN S/D 1705 CHATTAHOOCHEE RUN DRIVE	SUWANEE	TIM RANDOLPH
PBR-067-295IL	JOHN WIELAND HOMES, INC. INERT LANDFILL			
PBR-067-255IL	JOHN WIELAND HOMES, INC. INERT LANDFILL OPERATION	MONTCLAIR S/D LOT 131A, 2554 DUNHAVEN GLEN MIRAMONT AT BERKLEY LAKE S/D LOT 85A 3975 BERKLEY VIEW DR.	SNELLVILLE	JUSTIN F. PATSEY
PBR-067-226IL	RYLAND HOMES INERT LANDFILL		BERKLEY LAKE	WILLIAM CHANDLER
PBR-067-294IL	JOHN WIELAND HOMES, INC. INERT LANDFILL	BERKLEY WALK S/D LOT 78A 4630 BERKLEY WALK POINT	BERKLEY WALK	JAMES DOPPELHEUER
PBR-067-260IL	RESIDENTIAL BUILDER'S INC. INERT LANDFILL	2805 AMBERLY HILLS TRAIL, AMBERLY HILLS S/D	DACULA	STACEY PARKER
PBR-067-256IL	JOHN WIELAND HOMES, INC. INERT LANDFILL OPERATION	MONTCLAIR S/D LOT 126A, 2504 DUNHAVEN GLEN	SNELLVILLE	JUSTIN F. PATSEY
PBR-067-257IL	JOHN WIELAND HOMES, INC. INERT LANDFILL OPERATION	MONTCLAIR S/D LOT 106A, 1065 CROMWELL COVE	SNELLVILLE	JUSTIN F. PATSEY
PBR-067-301IL	JOHN WIELAND HOMES, INC. INERT LANDFILL	LOT 16-I SUMMIT AT SARATOGA S/D SEDGEWICK TRAIL	SNELLVILLE	A.R. SHEPPARD
PBR-067-259IL	RESIDENTIAL BUILDER'S INC. INERT LANDFILL	2704 PALM CREEK COURT	DACULA	STACEY PARKER
PBR-067-282IL	JOHN WIELAND HOMES, INC. INERT LANDFILL	BERKLEY WALK S/D LOT 30A 4795 BERKLEY WALK POINT	BERKLEY WALK	JAMES DOPPELHEUER
PBR-067-263IL	RESIDENTIAL BUILDERS, INC. INERT LANDFILL	4029 RIVERSTONE DRIVE	SUWANEE	FRANK TATE
PBR-067-266IL	RESIDENTIAL BUILDERS, INC. INERT LANDFILL	2704 PALM CREEK COURT	DACULA	STACY PARKER
PBR-067-268IL	GWINNETT CO. BOARD OF EDUCATION INERT LANDFILL	3030 BUNTEN ROAD	DULUTH	GUY C. CHAMBERLAIN
PBR-067-269IL	GWINNETT CO. BOARD OF EDUCATION INERT LANDFILL	3900 BRUSHY FORK ROAD	LOGANVILLE	GUY C. CHAMBERLAIN
PBR-067-270IL	JOHN WIELAND HOMES, INC. INERT LANDFILL	4585 BERKLEY WALK POINT LOT 4	BERKLEY LAKE	BOBBY MINK
PBR-067-278IL	JEROME PARKER INERT LANDFILL	SWANEE-BUFORD DAM ROAD	BUFORD	JEROME PARKER
PBR-067-281IL	JOHN WIELAND HOMES, INC. INERT LANDFILL	BERKLEY WALK S/D LOT 29A 4785 BERKLEY WALK POINT	BERKLEY WALK	JAMES DOPPELHEUER
PBR-067-280IL	JOHN WIELAND HOMES, INC. INERT LANDFILL	BERKLEY WALK S/D LOT 28A 4775 BERKLEY WALK POINT	BERKLEY WALK	JAMES DOPPELHEUER
PBR-067-279IL	MIKE YOUNG DESIGNS INERT LANDFILL	BRITT ROAD AT OLD NORCROSS TUCKER ROAD	NORCROSS	MIKE YOUNG
PBR-067-277IL	MICHAEL L. YEARTY INERT LANDFILL	LOT 7 LOCHWOLDE AT OLDS' MILL, 3571 KILLARNEY TRAIL	LITHONIA	MICHAEL L. YEARTY

Permit Number	Facility Name	Facility Address	City	Owner/Contact Name
PBR-067-303IL	JOHN WIELAND HOMES, INC. INERT LANDFILL	LOT 6-G SUMMIT AT SARATOGA S/D MERRITT DRIVE	SNELLVILLE	A.R. SHEPPARD
PBR-067-273IL	JOHN WIELAND HOMES, INC. INERT LANDFILL	MONTCLAIR S/D LOT 129A 2543 DUNHAVEN GLEN	SNELLVILLE	JUSTIN PATSEY
PBR-067-304IL	JOHN WIELAND HOMES, INC. INERT LANDFILL	LOT 13-G SUMMIT AT SARATOGA S/D PUTNAM POINT	SNELLVILLE	A.R. SHEPPARD
PBR-067-272IL	JOHN WIELAND HOMES, INC. INERT LANDFILL	MONTCLAIR S/D LOT 123A 2489 DUNHAVEN GLEN	SNELLVILLE	JUSTIN PATSEY
PBR-067-271IL	JOHN WIELAND HOMES, INC. INERT LANDFILL	MONTCLAIR S/D LOT 148A 2480 LYNSHIRE	SNELLVILLE	JUSTIN PATSEY

Source: List of Solid Waste Inert Disposal Facilities, Revised Oct 2007, www.gaepd.org/files_xls/regcomm/lpb/swinert.xls

Appendix G

DISPOSAL CAPACITY ASSURANCES

Disposal of municipal solid waste and yard trimmings is provided by commercial or contract solid waste haulers. Disposal capacity assurance includes written commitment of sufficient future capacity by the landfill owners / operators under contract to or serving the plan jurisdictions.

Scanned copies of disposal capacity assurance letters for the remaining period of the Plan Update cycle begin on the next page. The letters are from landfills used by haulers servicing the planning jurisdictions. The letters appear by hauler in the order listed in the summary below:

Haulers	Landfills	Permit #	Tons/Year
211 Waste Disposal	78 C&D Landfill	147-012D (C&D)	16,000
Advanced Disposal	Eagle Point Landfill	058-012D (MSWL)	144,000
Allied BFI	Richland Creek Allied Waste Landfill	067-032D (SL)	300,000
Arrow Waste	Eagle Point Landfill	058-012D (MSWL)	77,000
Evergreen Waste	Waste Management R&B Landfill	006-009D (MSWL)	50,000
	Waste Management Pine Bluff Landfill	028-039D (SL)	30,000
	Eagle Point Landfill	058-012D (MSWL)	77,000
Jimmy Harris Trucking	78 C&D Landfill	147-012D (C&D)	16,000
Red Oak Sanitation	Richland Creek Allied Waste Landfill	067-032D (SL)	8,400
Robertson United Waste	Republic Landfill	077-020D (SL)	170,000
Roll Off Systems	Walton County Landfill	147-013D (C&D)	500
Sanitation Solutions	Richland Creek Allied Waste Landfill	067-032D (SL)	2,500
Southern Sanitation	Waste Management R&B Landfill	006-009D (MSWL)	5,000
Waste Industries	Waste Management R&B Landfill	006-009D (MSWL)	25,000
	Waste Management RTS Landfill	069-014D (L)	500
	Waste Management Pine Bluff Landfill	028-039D (SL)	25,000
Waste Management	Waste Management Pine Bluff Landfill	028-039D (SL)	800,000
	Waste Management RTS Landfill	069-014D (L)	50,000
	Waste Management R&B Landfill	006-009D (MSWL)	700,000
Waste Pro of Georgia	Waste Management R&B Landfill	006-009D (MSWL)	1,000
	Waste Management Pine Bluff Landfill	028-039D (SL)	5,000
	Waste Management RTS Landfill	069-014D (L)	500

78 C&D LANDFILL

64 Hwy. 78 • Monroe, GA 30655
Phone: (770) 207-6040 • FAX: (770) 207-6494

Paul Eppinga, Manager
Gwinnett County Licensing and Revenue
750 S Perry St, Ste 300
Lawrenceville, GA 30045

Dear Mr. Eppinga,

This letter serves as a disposal capacity assurance for waste generated by 211 Waste Disposal from 2008 to 2020 and disposed of at 78 C&D Landfill, 64 Hwy. 78, Monroe, GA 30655.

The Georgia EPD permit number for this facility is 147-012D (C&D). The remaining permitted capacity of the landfill is 13,582,479 cubic yards. The estimated life of permitted capacity remaining at current and projected rates of waste disposal is 72.7 years. Based on the estimated life of this facility, there is sufficient capacity to meet the solid waste disposal needs until March, 2079

This assurance is based upon 211 Waste Disposal disposing of approximately 16,000 tons of waste at this facility on an annual basis.

We thank the 211 Waste Disposal for this business partnership, reserve a portion of our capacity on behalf of 211, and Gwinnett County and look forward to providing environmentally sound waste disposal options for the foreseeable future.

Sincerely,


Steve McClendon
Area Landfill Marketing
(770) 867-2499

Advanced Disposal Services



LANDFILL CAPACITY ASSURANCE LETTER

Paul Eppinga, Manager
Gwinnett County Licensing and Revenue
750 S Perry St. Ste 300
Lawrenceville, GA 30045

Dear Mr. Eppinga,


This letter serves as a disposal capacity assurance for waste generated by Advanced Disposal Services at 8880 Old Federal Road, Ball Ground, Georgia, 30107 from 2008 to 2020 and disposed of at Eagle Point Landfill located at 8880 Old Federal Road, Ball Ground, Georgia, 30107.

The Georgia EPD permit number for this facility is 058-012D (MSWL). The remaining permitted capacity of the landfill is 23,197,132 tons and 33,131,617 cubic yards. The estimated life of permitted capacity remaining at current and projected rates of waste disposal is 32,702,617 cubic yards. Based on the estimated life of this facility, there is sufficient capacity to meet the solid waste disposal needs until 2040.

This assurance is based upon Advanced Disposal at 8880 Old Federal Road, Ball Ground, Georgia, 30107 disposing of approximately 144,000 + tons of waste at this facility on an annual basis. Advanced Disposal owns Eagle Point Landfill so there are no tonnage limitations.

We thank Advanced Disposal Services for this business partnership, reserve a portion of our capacity on behalf of Advanced Disposal Services and Gwinnett County and look forward to providing environmentally sound waste disposal options for the foreseeable future.

Sincerely,


Charlie Gray
Area President
678 495-0000

8880 OLD FEDERAL RD. • BALL GROUND, GA 30107
tel (770) 781-2721 • fax (678) 648-5125

Paul Eppinga, Manager
Gwinnett County Licensing and Revenue
750 S Perry St, Ste 300
Lawrenceville, GA 30045

Dear Mr. Eppinga,

This letter serves as a disposal capacity assurance for waste generated by BFI Lawrenceville, DBA Allied Waste, 75 Curtis Rd., Lawrenceville, GA from 2008 to 2020 and disposed of at Richland Creek Road Landfill, 5691 South Richland Creek Road, Buford, GA. 30518

The Georgia EPD permit number for this facility is 067-032D (SL). The remaining permitted capacity of the landfill is 9,999,980 tons and 15,667,305 cubic yards. The estimated life of permitted capacity remaining at current and projected rates of waste disposal is 15,667,305 cubic yards. Based on the estimated life of this facility, there is sufficient capacity to meet the solid waste disposal needs until 2020

This assurance is based upon BFI Lawrenceville, DBA Allied Waste, 75 Curtis Rd., Lawrenceville, GA disposing of approximately 300,000 tons of waste at this facility on an annual basis.

We thank the BFI Lawrenceville, DBA Allied Waste for this business partnership, reserve a portion of our capacity on behalf of BFI Lawrenceville, DBA Allied Waste and Gwinnett County and look forward to providing environmentally sound waste disposal options for the foreseeable future.

Sincerely,



Tim Johnson
General Manger
Richland Creek Landfill
770 271-3575

5691 S. Richland Creek Road
Buford, GA 30518
770,271.3575 / FAX 770-271-2327
www.disposal.com

Arrow Waste



Paul Eppinga, Manager
Gwinnett County Licensing and Revenue
750 S Perry St, Ste 300
Lawrenceville, GA 30045

Dear Mr. Eppinga,

This letter serves as a disposal capacity assurance for waste generated by Arrow Waste, 3614 Oakcliff Road, Doraville, GA 30340 and Gwinnett County, GA from 2008 to 2020 and disposed of at Eagle Point Landfill, 8880 Old Federal Road, Ball Ground, GA., 30107.

The Georgia EPD permit number for this facility is 058-012D (MSWL). The remaining permitted capacity of the landfill is 23,197,132 tons and 33,131,617 cubic yards as of September 2007. The estimated life of permitted capacity remaining at current and projected rates of waste disposal is 32,702,617 cubic yards. Based on the estimated life of this facility, there is sufficient capacity to meet the solid waste disposal needs until 2040.

This assurance is based upon Arrow Waste, 3614 Oakcliff Road, Doraville, GA 30340 disposing of approximately 77,000 tons of waste at this facility on an annual basis.

We thank the Arrow Waste, 3614 Oakcliff Road, Doraville, GA 30340 for this business partnership, reserve a portion of our capacity on behalf of Arrow Waste, 3614 Oakcliff Road, Doraville, GA and Gwinnett County, Ga. and look forward to providing environmentally sound waste disposal options for the foreseeable future.

Sincerely,

for Charlie Gray *for* *because*
Area President *GM Eagle Point*
Advanced Disposal Services
678-341-7350

Evergreen Waste Company

03/21/2008 FRI 17:52 FAX

☑008/020



WASTE MANAGEMENT

2236 Bolton Rd., NW
Atlanta, GA 30318
(404) 799-1047
(404) 799-1328 Fax

March 21, 2008

Paul Eppinga, Manager
Gwinnett County Licensing and Revenue
750 S Perry St, Ste 300
Lawrenceville, GA 30045

Dear Mr. Eppinga,

This letter serves as a disposal capacity assurance for waste generated by the Evergreen Waste Company, a subsidiary of DNT Environmental (offices located at 1492 N Blair Bridge Rd Austell, GA 30168) from 2008 to 2020 and disposed of at R&B Landfill in Homer, Georgia.

The Georgia EPD permit number for this facility is 006-009D(MSWL). The remaining permitted capacity of the landfill is 14,721,322 tons or 17,736,533 cubic yards as of January 1st, 2008. The estimated life of permitted capacity remaining at current and projected rates of waste disposal is 17 years. Based on the estimated life of this facility, there is sufficient capacity to meet the solid waste disposal needs until 2020.

This assurance is based upon Evergreen Waste disposing of approximately 50,000 tons of waste at this facility on an annual basis.

We thank Evergreen Waste for this business partnership, reserve a portion of our capacity on behalf of Evergreen Waste and Gwinnett County as long as Evergreen Waste remains a customer of R&B Landfill and look forward to providing environmentally sound waste disposal options for the foreseeable future.

Sincerely,
R&B Landfill, Inc.

A handwritten signature in black ink that reads 'David Stuart'.

David Stuart
Director of Atlanta Landfill Operations

Cc: Danielle Waske, Evergreen Waste
Lee Van Renesse, Waste Management



From everyday collection to environmental protection, Think Green.SM Think Waste Management.

Evergreen Waste Company

03/21/2008 FRI 17:52 FAX

007/020



WASTE MANAGEMENT

2236 Bolton Rd., NW
Atlanta, GA 30318
(404) 799-1047
(404) 799-1328 Fax

March 21, 2008

Paul Eppinga, Manager
Gwinnett County Licensing and Revenue
750 S Perry St, Ste 300
Lawrenceville, GA 30045

Dear Mr. Eppinga,

This letter serves as a disposal capacity assurance for waste generated by the Evergreen Waste Company, a subsidiary of DNT Environmental (offices located at 1492 N Blair Bridge Rd Austell, GA 30168) from 2008 to 2020 and disposed of at Pine Bluff Landfill in Ball Ground, Georgia.

The Georgia EPD permit number for this facility is 028-039D(SL). The remaining permitted capacity of the landfill is 43,016,428 tons or 47,796,032 cubic yards as of January 1st, 2008. The estimated life of permitted capacity remaining at current and projected rates of waste disposal is 34.4 years. Based on the estimated life of this facility, there is sufficient capacity to meet the solid waste disposal needs until 2020.

This assurance is based upon Evergreen Waste disposing of approximately 30,000 tons of waste at this facility on an annual basis.

We thank Evergreen Waste for this business partnership, reserve a portion of our capacity on behalf of Evergreen Waste and Gwinnett County as long as Evergreen Waste remains a customer of Pine Bluff Landfill and look forward to providing environmentally sound waste disposal options for the foreseeable future.

Sincerely,
Waste Management of Metro Atlanta, Inc.

A handwritten signature in black ink that reads "David Stuart".

David Stuart
Director of Atlanta Landfill Operations

Cc: Danielle Waske, Evergreen Waste
Lee Van Renesse, Waste Management



From everyday collection to environmental protection, Think Green.SM Think Waste Management.

Evergreen Waste Company



Paul Eppinga, Manager
Gwinnett County Licensing and Revenue
750 S Perry St, Ste 300
Lawrenceville, GA 30045

Dear Mr. Eppinga,

This letter serves as a disposal capacity assurance for waste generated by Evergreen Waste LLC a subsidiary of: DNT Environmental Services, Inc. 1492 N Blair Bridge Rd, Austell, GA 30168 and Gwinnett County, Ga. from 2008 to 2020 and disposed of at Eagle Point Landfill, 8880 Old Federal Road, Ball Ground, Ga., 30107.

The Georgia EPD permit number for this facility is 058-012D (MSWL). The remaining permitted capacity of the landfill is 23,197,132 tons and 33,131,617 cubic yards as of September 2007. The estimated life of permitted capacity remaining at current and projected rates of waste disposal is 32,702,617 cubic yards. Based on the estimated life of this facility, there is sufficient capacity to meet the solid waste disposal needs until 2040.

This assurance is based upon Evergreen Waste LLC a subsidiary of: DNT Environmental Services, Inc. 1492 N Blair Bridge Rd, Austell, GA 30168 disposing of approximately 77,000 tons of waste at this facility on an annual basis.

We thank the Evergreen Waste LLC a subsidiary of: DNT Environmental Services, Inc. 1492 N Blair Bridge Rd, Austell, GA 30168 for this business partnership, reserve a portion of our capacity on behalf of Evergreen Waste LLC a subsidiary of: DNT Environmental Services, Inc. 1492 N Blair Bridge Rd, Austell, GA 30168 and Gwinnett County, Ga. and look forward to providing environmentally sound waste disposal options for the foreseeable future.

Sincerely,

Charlie Gray
Area President
Advanced Disposal Services
678-341-7350

78 C&D LANDFILL

64 Hwy. 78 • Monroe, GA 30655
Phone: (770) 207-6040 • FAX: (770) 207-6494

Paul Eppinga, Manager
Gwinnett County Licensing and Revenue
750 S Perry St, Ste 300
Lawrenceville, GA 30045

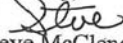
Dear Mr. Eppinga,

This letter serves as a disposal capacity assurance for waste generated by Jimmy Harris Trucking, Inc. from 2008 to 2020 and disposed of at 78 C&D Landfill, 64 Hwy. 78, Monroe, GA 30655.


The Georgia EPD permit number for this facility is 147-012D (C&D). The remaining permitted capacity of the landfill is 13,582,479 cubic yards. The estimated life of permitted capacity remaining at current and projected rates of waste disposal is 72.7 years. Based on the estimated life of this facility, there is sufficient capacity to meet the solid waste disposal needs until March, 2079

This assurance is based upon Jimmy Harris Trucking, Inc. disposing of approximately 16,000 tons of waste at this facility on an annual basis.

We thank the Jimmy Harris Trucking for this business partnership, reserve a portion of our capacity on behalf of Jimmy Harris Trucking and Gwinnett County and look forward to providing environmentally sound waste disposal options for the foreseeable future.

Sincerely,

Steve McClendon
Area Landfill Marketing
(770) 867-2499

Red Oak Sanitation

 AN ALLIED WASTE COMPANY

Paul Eppinga, Manager
Gwinnett County Licensing and Revenue
750 S Perry St, Ste 300
Lawrenceville, GA 30045

Dear Mr. Eppinga,

This letter serves as a disposal capacity assurance for waste generated by Red Oak Sanitation, Inc. from 2008 to 2020 and disposed of at Richland Creek Road Landfill, 5691 South Richland Creek Road, Buford, GA. 30518

The Georgia EPD permit number for this facility is 067-032D (SL). The remaining permitted capacity of the landfill is 9,999,980 tons and 15,667,305 cubic yards. The estimated life of permitted capacity remaining at current and projected rates of waste disposal is 15,667,305 cubic yards. Based on the estimated life of this facility, there is sufficient capacity to meet the solid waste disposal needs until 2020

This assurance is based upon Red Oak Sanitation, Inc. disposing of approximately 8400 tons of waste at this facility on an annual basis.

We thank Red Oak Sanitation, Inc. for this business partnership, reserve a portion of our capacity on behalf of Red Oak Sanitation, Inc. and Gwinnett County and look forward to providing environmentally sound waste disposal options for the foreseeable future.

Sincerely,



Tim Johnson
General Manager
Richland Creek Road Landfill
5691 South Richland Creek Road
Buford, Ga. 30518
Phone - 770-271-3575

5691 S. Richland Creek Road
Buford, GA 30518
770.271.3575 / FAX 770.271.2327
www.dlsposal.com

Robertson United Waste



April 1, 2008

Paul Eppinga, Manager
Gwinnett County Licensing and Revenue
750 S Perry St, Ste 300
Lawrenceville, GA 30045

Dear Mr. Eppinga,

This letter serves as a disposal capacity assurance for waste generated by Republic Services of Georgia, Limited Partnership, d/b/a United Waste Service and Robertson Sanitation from 2008 to 2020 and disposed of at Republic Services of Georgia, Limited Partnership, d/b/a Oak Grove Sanitary Landfill.

The Georgia EPD permit number for this facility is 007-020D(SL). The estimated remaining permitted capacity of the landfill is approximately 1,470,000 tons and 1,800,000 cubic yards. The estimated life of permitted capacity remaining at current and projected rates of waste disposal is approximately 1,800,000 cubic yards. Based on the estimated life of this facility, there is sufficient capacity to meet the solid waste disposal needs until 2016 .

This assurance is based upon Republic Services of Georgia, Limited Partnership, d/b/a United Waste and Robertson Sanitation disposing of approximately 170,000 tons of waste at this facility on an annual basis.

The landfill anticipates making future additions or expansions to be located at Oak Grove Sanitary Landfill that will begin or be completed in 2010. The future additions or expansions will provide approximately 6,750,000 tons of additional capacity, which is expected to provide capacity on behalf of Republic Services of Georgia, Limited Partnership over the designated time period.

We thank the Republic Services of Georgia, Limited Partnership, d/b/a United Waste Service and Robertson Sanitation for this business partnership, reserve a portion of our capacity on behalf of Republic Services of Georgia, Limited Partnership, d/b/a United Waste Service and Robertson Sanitation and look forward to providing environmentally sound waste disposal options for the foreseeable future.

Best regards,


Thad Owings, General Manager
Republic Services of Georgia, Limited Partnership d/b/a Oak Grove Sanitary Landfill

967 Carl Bethlehem Rd, Winder Georgia 30680 Ph 770.867.2499 Fax 770.307.0934

Roll Off Systems

Walton County Landfill
145 US Hwy 78
Monroe, GA 30656
770-266-6967

March 20, 2008

Paul Eppinga, Manager
Gwinnett County Licensing & Revenue
750 South Perry Street
Suite 300
Lawrenceville, GA 30045

Mr. Paul Eppinga:

This letter serves as a disposal capacity assurance for waste generated by Roll Off Systems, 1100 B. Garrett Dr., Statham, Georgia from 2008 to 2020 and disposed of at Walton County Landfill, 145 US Hwy 78, Monroe, Georgia.

The Georgia EPD permit number for this facility is 147-013D(C&D). The remaining permitted capacity of the landfill is 1479510 tons and 2959020 cubic yards. The estimated life of permitted capacity remaining at current and projected rates of waste disposal is 2959020 cubic yards. Based on the estimated life of this facility, there is sufficient capacity to meet the disposal needs until 2022.

This assurance is based upon Roll Off Systems, 1100 B Garrett Dr., Statham, Georgia disposing of approximately 500 tons of waste at this facility on an annual basis.

We thank the Roll Off Systems for this business partnership, reserve a portion of our capacity on behalf of Roll Off Systems and Gwinnett County and look forward to providing environmentally sound waste disposal options for the foreseeable future.

Sincerely,


Simon Garrett
General Manager
Walton County Landfill
770-266-6967

Sanitation Solutions

AN ALLIED WASTE COMPANY

Paul Eppinga, Manager
Gwinnett County Licensing and Revenue
750 S Perry St, Ste 300
Lawrenceville, GA 30045

Dear Mr. Eppinga,

This letter serves as a disposal capacity assurance for waste generated by Sanitation Solutions, Inc. 1735 Buford Hwy. Suite 215/340. Cumming, Ga. 30041 from 2008 to 2020 and disposed of at Richland Creek Road Landfill, 5691 South Richland Creek Road, Buford, GA. 30518

The Georgia EPD permit number for this facility is 067-032D (SL). The remaining permitted capacity of the landfill is 9,999,980 tons and 15,667,305 cubic yards. The estimated life of permitted capacity remaining at current and projected rates of waste disposal is 15,667,305 cubic yards. Based on the estimated life of this facility, there is sufficient capacity to meet the solid waste disposal needs until 2020

This assurance is based upon Sanitation Solutions, Inc. 1735 Buford Hwy. Suite 215/340. Cumming, Ga. 30041 disposing of approximately 2500 tons of waste at this facility on an annual basis.

We thank Sanitation Solutions, Inc. for this business partnership, reserve a portion of our capacity on behalf of Sanitation Solutions, Inc. and Gwinnett County and look forward to providing environmentally sound waste disposal options for the foreseeable future.

Sincerely,



Tim Johnson
General Manager
Richland Creek Road Landfill
5691 South Richland Creek Road
Buford, Ga. 30518
Phone - 770-271-3575

5691 S. Richland Creek Road
Buford, GA 30518
770.271.3575 / FAX 770.271.2327
www.disposal.com

Southern Sanitation

03/21/2008 FRI 17:53 FAX

015/020



WASTE MANAGEMENT

2236 Belton Rd., NW
Atlanta, GA 30318
(404) 799-1047
(404) 799-1328 Fax

March 21, 2008

Paul Eppinga, Manager
Gwinnett County Licensing and Revenue
750 S Perry St, Ste 300
Lawrenceville, GA 30045

Dear Mr. Eppinga,

This letter serves as a disposal capacity assurance for waste generated by Southern Sanitation (offices located at 4570 Rosebud Road, Loganville, GA 30052) from 2008 to 2020 and disposed of at R&B Landfill in Homer, Georgia.

The Georgia EPD permit number for this facility is 006-009D(MSWL). The remaining permitted capacity of the landfill is 14,721,322 tons or 17,736,533 cubic yards as of January 1st, 2008. The estimated life of permitted capacity remaining at current and projected rates of waste disposal is 17 years. Based on the estimated life of this facility, there is sufficient capacity to meet the solid waste disposal needs until 2020.

This assurance is based upon Southern Sanitation disposing of approximately 5,000 tons of waste at this facility on an annual basis.

We thank Southern Sanitation for this business partnership, reserve a portion of our capacity on behalf of Southern Sanitation and Gwinnett County as long as Southern Sanitation remains a customer of R&B Landfill and look forward to providing environmentally sound waste disposal options for the foreseeable future.

Sincerely,
R&B Landfill, Inc.

A handwritten signature in black ink, appearing to read 'David Stuart'.

David Stuart
Director of Atlanta Landfill Operations

Cc: Mr. Buddy Johnson, Southern Sanitation
Lee Van Renesse, Waste Management

Ⓢ

From everyday collection to environmental protection, Think Green.SM Think Waste Management.

Waste Industries

03/21/2008 FRI 17:52 FAX

010/020



WASTE MANAGEMENT

2236 Bolton Rd., NW
Atlanta, GA 30318
(404) 799-1047
(404) 799-1328 Fax

March 21, 2008

Paul Eppinga, Manager
Gwinnett County Licensing and Revenue
750 S Perry St, Ste 300
Lawrenceville, GA 30045

Dear Mr. Eppinga,

This letter serves as a disposal capacity assurance for waste generated by Waste Industries, Inc (with offices located at 2365 Pleasantdale Road Atlanta, GA 30340) from 2008 to 2020 and disposed of at R&B Landfill in Homer, Georgia.

The Georgia EPD permit number for this facility is 006-009D(MSWL). The remaining permitted capacity of the landfill is 14,721,322 tons or 17,736,533 cubic yards as of January 1st, 2008. The estimated life of permitted capacity remaining at current and projected rates of waste disposal is 17 years. Based on the estimated life of this facility, there is sufficient capacity to meet the solid waste disposal needs until 2020.

This assurance is based upon Waste Industries disposing of approximately 25,000 tons of waste at this facility on an annual basis.

We thank Waste Industries for this business partnership, reserve a portion of our capacity on behalf of Waste Industries and Gwinnett County as long as Waste Industries remains a customer of R&B Landfill and look forward to providing environmentally sound waste disposal options for the foreseeable future.

Sincerely,
R&B Landfill, Inc.

A handwritten signature in black ink that reads "David Stuart".

David Stuart
Director of Atlanta Landfill Operations

Cc: Bard Ramsey, Waste Industries
Andy Adams, Waste Management

Ⓢ

From everyday collection to environmental protection, Think Green.™ Think Waste Management.

Waste Industries

03/21/2008 FRI 17:52 FAX

009/020



WASTE MANAGEMENT

2236 Bolton Rd., NW
Atlanta, GA 30318
(404) 799-1047
(404) 799-1328 Fax

March 21, 2008

Paul Eppinga, Manager
Gwinnett County Licensing and Revenue
750 S Perry St, Ste 300
Lawrenceville, GA 30045

Dear Mr. Eppinga,

This letter serves as a disposal capacity assurance for waste generated by Waste Industries, Inc (with offices located at 2365 Pleasantdale Road Atlanta, GA 30340) from 2008 to 2020 and disposed of at RTS Landfill in Gainesville, Georgia.

The Georgia EPD permit number for this facility is 069-014D(L). The remaining permitted capacity of the landfill is 1,896,863 tons or 2,371,079 cubic yards as of January 1st, 2008. The estimated life of permitted capacity remaining at current and projected rates of waste disposal is 12.2 years. Based on the estimated life of this facility, there is sufficient capacity to meet the solid waste disposal needs until 2020.

This assurance is based upon Waste Industries disposing of approximately 500 tons of waste at this facility on an annual basis.

We thank Waste Industries for this business partnership, reserve a portion of our capacity on behalf of Waste Industries and Gwinnett County as long as Waste Industries remains a customer of RTS Landfill and look forward to providing environmentally sound waste disposal options for the foreseeable future.

Sincerely,
RTS Landfill, Inc.

A handwritten signature in black ink that reads 'David Stuart'.

David Stuart
Director of Atlanta Landfill Operations

Cc: Bard Ramsey, Waste Industries
Andy Adams, Waste Management



From everyday collection to environmental protection, Think Green.™ Think Waste Management.

Waste Industries

03/21/2008 FRI 17:53 FAX

011/020



WASTE MANAGEMENT

2236 Bolton Rd., NW
Atlanta, GA 30318
(404) 799-1047
(404) 799-1328 Fax

March 21, 2008

Paul Eppinga, Manager
Gwinnett County Licensing and Revenue
750 S Perry St, Ste 300
Lawrenceville, GA 30045

Dear Mr. Eppinga,

This letter serves as a disposal capacity assurance for waste generated by Waste Industries, Inc (with offices located at 2365 Pleasantdale Road Atlanta, GA 30340) from 2008 to 2020 and disposed of at Pine Bluff Landfill in Ball Ground, Georgia.

The Georgia EPD permit number for this facility is 028-039D(SL). The remaining permitted capacity of the landfill is 43,016,428 tons or 47,796,032 cubic yards as of January 1st, 2008. The estimated life of permitted capacity remaining at current and projected rates of waste disposal is 34.4 years. Based on the estimated life of this facility, there is sufficient capacity to meet the solid waste disposal needs until 2020.

This assurance is based upon Waste Industries disposing of approximately 25,000 tons of waste at this facility on an annual basis.

We thank Waste Industries for this business partnership, reserve a portion of our capacity on behalf of Waste Industries and Gwinnett County as long as Waste Industries remains a customer of Pine Bluff Landfill and look forward to providing environmentally sound waste disposal options for the foreseeable future.

Sincerely,
Waste Management of Metro Atlanta, Inc.

A handwritten signature in black ink, appearing to read "David Stuart".

David Stuart
Director of Atlanta Landfill Operations

Cc: Bard Ramsey, Waste Industries
Andy Adams, Waste Management



From everyday collection to environmental protection, Think Green.SM Think Waste Management.

Waste Management

03/21/2008 FRI 17:54 FAX

019/020



WASTE MANAGEMENT

2236 Bolton Rd., NW
Atlanta, GA 30318
(404) 799-1047
(404) 799-1328 Fax

March 21, 2008

Paul Eppinga, Manager
Gwinnett County Licensing and Revenue
750 S Perry St, Ste 300
Lawrenceville, GA 30045

Dear Mr. Eppinga,

This letter serves as a disposal capacity assurance for waste generated by Georgia Waste Systems, Inc., aka Waste Management, (Atlanta East Office located at 1234 Beaver Ruin Road, Norcross, GA 30093; Atlanta North Office located at 774 McFarland Road, Alpharetta, GA 30004; Northeast Waste Office located at 478 Bennett Road, Homer, GA 30547; Atlanta West Office located at 3001 S. Pioneer Drive, Smyrna, GA 30082) from 2008 to 2020 and disposed of at Pine Bluff Landfill in Ball Ground, Georgia.

The Georgia EPD permit number for this facility is 028-039D(SL). The remaining permitted capacity of the landfill is 43,016,428 tons or 47,796,032 cubic yards as of January 1st, 2008. The estimated life of permitted capacity remaining at current and projected rates of waste disposal is 34.4 years. Based on the estimated life of this facility, there is sufficient capacity to meet the solid waste disposal needs until 2020.

This assurance is based upon Waste Management disposing of approximately 800,000 tons of waste at this facility on an annual basis.

We thank Waste Management for this business partnership, reserve a portion of our capacity on behalf of Waste Management and Gwinnett County and look forward to providing environmentally sound waste disposal options for the foreseeable future.

Sincerely,
Waste Management of Metro Atlanta, Inc.

A handwritten signature in black ink that reads 'David Stuart'.

David Stuart
Director of Atlanta Landfill Operations

Cc: Jay Orzech, Waste Management

Ⓢ

From everyday collection to environmental protection, Think Green.™ Think Waste Management.

Waste Management

03/21/2008 FRI 17:55 FAX

020/020



WASTE MANAGEMENT

2236 Bolton Rd., NW
Atlanta, GA 30318
(404) 799-1047
(404) 799-1328 Fax

March 21, 2008

Paul Eppinga, Manager
Gwinnett County Licensing and Revenue
750 S Perry St, Ste 300
Lawrenceville, GA 30045

Dear Mr. Eppinga,

This letter serves as a disposal capacity assurance for waste generated by Georgia Waste Systems, Inc., aka Waste Management, (Atlanta East Office located at 1234 Beaver Ruin Road, Norcross, GA 30093; Atlanta North Office located at 774 McFarland Road, Alpharetta, GA 30004; Northeast Waste Office located at 478 Bennett Road, Homer, GA 30547; Atlanta West Office located at 3001 S. Pioneer Drive, Smyrna, GA 30082) from 2008 to 2020 and disposed of at RTS Landfill in Gainesville, Georgia.

The Georgia EPD permit number for this facility is 069-014D(L). The remaining permitted capacity of the landfill is 1,896,863 tons or 2,371,079 cubic yards as of January 1st, 2008. The estimated life of permitted capacity remaining at current and projected rates of waste disposal is 12.2 years. Based on the estimated life of this facility, there is sufficient capacity to meet the solid waste disposal needs until 2020.

This assurance is based upon Waste Management disposing of approximately 50,000 tons of waste at this facility on an annual basis.

We thank Waste Management for this business partnership, reserve a portion of our capacity on behalf of Waste Management and Gwinnett County and look forward to providing environmentally sound waste disposal options for the foreseeable future.

Sincerely,
RTS Landfill, Inc.

A handwritten signature in black ink, appearing to read "David Stuart".

David Stuart
Director of Atlanta Landfill Operations

Cc: Jay Orzech, Waste Management



From everyday collection to environmental protection, Think Green.SM Think Waste Management.

Waste Management

03/21/2008 FRI 17:54 FAX

018/020



WASTE MANAGEMENT

2236 Bolton Rd., NW
Atlanta, GA 30318
(404) 799-1047
(404) 799-1328 Fax

March 21, 2008

Paul Eppinga, Manager
Gwinnett County Licensing and Revenue
750 S Perry St, Ste 300
Lawrenceville, GA 30045

Dear Mr. Eppinga,

This letter serves as a disposal capacity assurance for waste generated by Georgia Waste Systems, Inc., aka Waste Management, (Atlanta East Office located at 1234 Beaver Ruin Road, Norcross, GA 30093; Atlanta North Office located at 774 McFarland Road, Alpharetta, GA 30004; Northeast Waste Office located at 478 Bennett Road, Homer, GA 30547; Atlanta West Office located at 3001 S. Pioneer Drive, Smyrna, GA 30082) from 2008 to 2020 and disposed of at R&B Landfill in Homer, Georgia.

The Georgia EPD permit number for this facility is 006-009D(MSWL). The remaining permitted capacity of the landfill is 14,721,322 tons or 17,736,533 cubic yards as of January 1st, 2008. The estimated life of permitted capacity remaining at current and projected rates of waste disposal is 17 years. Based on the estimated life of this facility, there is sufficient capacity to meet the solid waste disposal needs until 2020.

This assurance is based upon Waste Management disposing of approximately 700,000 tons of waste at this facility on an annual basis.

We thank Waste Management for this business partnership, reserve a portion of our capacity on behalf of Waste Management and Gwinnett County and look forward to providing environmentally sound waste disposal options for the foreseeable future.

Sincerely,
R&B Landfill, Inc.

A handwritten signature in black ink that reads "David Stuart".

David Stuart
Director of Atlanta Landfill Operations

Cc: Jay Orzech, Waste Management



From everyday collection to environmental protection, Think Green.SM Think Waste Management.

Waste Pro of Georgia

03/21/2008 FRI 17:53 FAX

014/020



WASTE MANAGEMENT

2236 Bolton Rd., NW
Atlanta, GA 30318
(404) 799-1047
(404) 799-1328 Fax

March 21, 2008

Paul Eppinga, Manager
Gwinnett County Licensing and Revenue
750 S Perry St, Ste 300
Lawrenceville, GA 30045

Dear Mr. Eppinga,

This letter serves as a disposal capacity assurance for waste generated by Waste Pro USA (with offices located at 4768 South Old Peachtree Road, Norcross, GA 30071) from 2008 to 2020 and disposed of at R&B Landfill in Homer, Georgia.

The Georgia EPD permit number for this facility is 006-009D(MSWL). The remaining permitted capacity of the landfill is 14,721,322 tons or 17,736,533 cubic yards as of January 1st, 2008. The estimated life of permitted capacity remaining at current and projected rates of waste disposal is 17 years. Based on the estimated life of this facility, there is sufficient capacity to meet the solid waste disposal needs until 2020.

This assurance is based upon Waste Pro USA disposing of approximately 1,000 tons of waste at this facility on an annual basis.

We thank Waste Pro USA for this business partnership, reserve a portion of our capacity on behalf of Waste Pro USA and Gwinnett County as long as Waste Pro USA remains a customer of R&B Landfill and look forward to providing environmentally sound waste disposal options for the foreseeable future.

Sincerely,
R&B Landfill, Inc.

A handwritten signature in black ink that reads "David Stuart".

David Stuart
Director of Atlanta Landfill Operations

Cc: Jeff Monahan, Waste Pro USA
Andy Adams, Waste Management

Ⓢ

From everyday collection to environmental protection, Think Green.™ Think Waste Management.

Waste Pro of Georgia

03/21/2008 FRI 17:53 FAX

012/020



WASTE MANAGEMENT

2236 Bolton Rd., NW
Atlanta, GA 30318
(404) 799-1047
(404) 799-1328 Fax

March 21, 2008

Paul Eppinga, Manager
Gwinnett County Licensing and Revenue
750 S Perry St, Ste 300
Lawrenceville, GA 30045

Dear Mr. Eppinga,

This letter serves as a disposal capacity assurance for waste generated by Waste Pro USA (with offices located at 4768 South Old Peachtree Road, Norcross GA 30071) from 2008 to 2020 and disposed of at Pine Bluff Landfill in Ball Ground, Georgia.

The Georgia EPD permit number for this facility is 028-039D(SL). The remaining permitted capacity of the landfill is 43,016,428 tons or 47,796,032 cubic yards as of January 1st, 2008. The estimated life of permitted capacity remaining at current and projected rates of waste disposal is 34.4 years. Based on the estimated life of this facility, there is sufficient capacity to meet the solid waste disposal needs until 2020.

This assurance is based upon Waste Pro USA disposing of approximately 5,000 tons of waste at this facility on an annual basis.

We thank Waste Pro USA for this business partnership, reserve a portion of our capacity on behalf of Waste Pro USA and Gwinnett County as long as Waste Pro USA remains a customer of Pine Bluff Landfill and look forward to providing environmentally sound waste disposal options for the foreseeable future.

Sincerely,
Waste Management of Metro Atlanta, Inc.

A handwritten signature in black ink that reads 'David Stuart'.

David Stuart
Director of Atlanta Landfill Operations

Cc: Jeff Monahan, Waste Pro USA
Andy Adams, Waste Management



From everyday collection to environmental protection, Think Green.SM Think Waste Management.

Waste Pro of Georgia

03/21/2008 FRI 17:53 FAX

013/020



WASTE MANAGEMENT

2236 Bolton Rd., NW
Atlanta, GA 30318
(404) 799-1047
(404) 799-1328 Fax

March 21, 2008

Paul Eppinga, Manager
Gwinnett County Licensing and Revenue
750 S Perry St, Ste 300
Lawrenceville, GA 30045

Dear Mr. Eppinga,

This letter serves as a disposal capacity assurance for waste generated by Waste Pro USA (with offices located at 4768 South Old Peachtree Road, Norcross, GA 30071) from 2008 to 2020 and disposed of at RTS Landfill in Gainesville, Georgia.

The Georgia EPD permit number for this facility is 069-014D(L). The remaining permitted capacity of the landfill is 1,896,863 tons or 2,371,079 cubic yards as of January 1st, 2008. The estimated life of permitted capacity remaining at current and projected rates of waste disposal is 12.2 years. Based on the estimated life of this facility, there is sufficient capacity to meet the solid waste disposal needs until 2020.

This assurance is based upon Waste Pro USA disposing of approximately 500 tons of waste at this facility on an annual basis.

We thank Waste Pro USA for this business partnership, reserve a portion of our capacity on behalf of Waste Pro USA and Gwinnett County as long as Waste Pro USA remains a customer of RTS Landfill and look forward to providing environmentally sound waste disposal options for the foreseeable future.

Sincerely,
RTS Landfill, Inc.

A handwritten signature in black ink, appearing to read 'David Stuart'.

David Stuart
Director of Atlanta Landfill Operations

Cc: Jeff Monahan, Waste Pro USA
Andy Adams, Waste Management



From everyday collection to environmental protection, Think Green.SM Think Waste Management.